

OTTAWA SENATORS ♦ LES SÉNATEURS D'OTTAWA
2015-16 SEASON IN REVIEW
LA SAISON **2015-2016** EN REVUE



UNITED
IN RED.  **UNIS**
EN ROUGE.

TABLE OF CONTENTS

Media information..... 3

A look back on the 2015-16 regular season..... 5

2015-16 game-by-game summary..... 7

Senators end-of-season statistics 8

Opening and closing rosters 9

Regular season transactions 10

Injury summary..... 11

Regular season record analysis..... 12

Special teams scoring 13

Shootout summary 13

2015-16 Molson Cup Award 14

2015-16 team highs and lows..... 15

The last time the Senators..... 16

Players all-time statistics with the Senators 17

All-time leaders 18

Senators 2015-16 pre-season summary 19

All-time pre-season record – 1992-93 to 2015-16..... 19

2015-16 pre-season statistics 20

2015-16 Binghamton Senators game-by-game summary 21

2015-16 Binghamton Senators regular season statistics 22

2015-16 regular season game summaries 23

Regular season series summaries..... 35

Ottawa Senators bios and statistics..... 65

2015-16 game-by-game player log 100

Completed: April 22, 2016

MEDIA INFORMATION

Canadian Tire Centre 1000 Palladium Dr., Ottawa, Ont., K2V 1A5
Press box phone (613) 599-0436
Media relations fax (613) 599-5562
Capacity 18,694
Venue construction began July 7, 1994
First game Jan. 17, 1996 (3-0 loss to Montreal)
First playoff game April 21, 1997 (3-2 loss to Buffalo)
Venue website www.canadiantirecentre.com
Venue Twitter feed @CdnTireCtr

COMMUNICATIONS STAFF

Brian Morris, Senior director

e-mail: morrisb@ottawasenators.com
Office: 613-599-0289
Cell: 613-293-2448

Chris Moore, Manager

e-mail: moorec@ottawasenators.com
Office: 613-599-0326
Cell: 613-791-0814

Amanda Nigh, Coordinator

email: nigha@ottawasenators.com
Office: 613-599-0261
Cell: 613-298-9484

Media Twitter feed @Media_Sens
NHL Media website media.nhl.com
Senators Twitter feed @Senators
Team website www.ottawasenators.com

Media information line (613-599-0275)

The Senators media information line is available at 613-599-0275. The media information line is updated by the Senators communications department. The service provides media with the latest Senators information, including practice schedules, roster moves, injury updates, ticket information, broadcast information, team announcements and visiting team information.

Senators Twitter feed (@Senators)

The account is updated frequently and aims to provide detailed information pertaining to team news, organizational events, OttawaSenators.com content, Sens TV videos, behind-the-scenes photos and more.

Senators communications Twitter feed (@Media_Sens)

The account is primarily updated on game days with a goal of providing up-to-the-minute information pertaining to statistical accomplishments and real-time team-related information (injury status, scoring changes, etc.), while also aiming to inform media about upcoming availabilities and opportunities in addition to providing practice times and locations.

2015-16
SEASON IN REVIEW



UNITED
IN RED.



UNIS
EN ROUGE.

A LOOK BACK ON THE 2015-16 SEASON

TEAM NOTES

Season recap: The Senators concluded the 2015-16 regular season with a record of 38-35-9 and 85 points to rank 11th in the Eastern Conference and fifth in the Atlantic Division. The club's 85 points saw the team miss the NHL post-season for only the eighth time in 23 campaigns.

Attendance report: The Senators averaged 18,086 patrons through their 41 home games while attracting 14 sellout crowds ... The club also averaged 16,731 fans over three 2015-16 pre-season contests ... With the addition of Canadian Tire Centre's new Club Bell at the west end of the arena ahead of the season, venue capacity is now 18,694.

Home on the range: Ottawa registered a record of 21-14-6 through 41 home games including a mark of 7-2-3 on Saturdays ... Mike Hoffman led the club with 17 goals at home while Erik Karlsson owned the home assist lead with 35 at Canadian Tire Centre ... Karlsson (12 goals, 35 assists) was also the team's leading scorer with 47 points in Ottawa ... The Senators earned a record of 23-13-5 through 41 home contests in 2014-15.

Road scholars: The Senators posted a record of 17-21-3 through 41 road games ... Zack Smith was the team leader with 15 goals on the road while Erik Karlsson maintained the lead in assists recorded outside of Ottawa with 31 ... Karlsson (four goals, 31 assists) also led the team in having recorded 35 points while the team was away from Ottawa ... The Senators registered a record of 20-14-7 in 41 road contests in 2014-15.

Franchise record: Ottawa has earned an all-time record of 822-760-115-125 over 1,822 games ... The Senators are 445-341-60-65 through 911 all-time home games and 377-420-55-59 through 911 all-time road games.

Back-to-back games: Ottawa played back-to-back games on 14 occasions in 2015-16 and concluded its final set when the team opposed the Minnesota Wild at Saint Paul's Xcel Energy Center on March 31 (3-2 win) ... The Senators posted a record of 8-6-0 in the first half of contests on consecutive nights after registering a mark of 5-3-5 over 13 such games in 2014-15. The team's record in the second half of games in back-to-back sets was 4-10-0 on the heels of a mark of 6-6-1 during the previous campaign.

On the power play: The Senators were 38-for-240, which saw the team finish in a tie for 26th among NHL clubs with an efficiency rating of 15.8% on the power play in 2015-16 ... Mike Hoffman led the team with nine power-play goals while Erik Karlsson (one goal, 25 assists) finished the season with 26 points to lead the team in power-play scoring ... Ottawa tallied multiple power-play goals on seven occasions after having done so nine times in 2014-15.

On the penalty kill: Ottawa overcame 191 of 252 (75.8%) shorthanded situations in 2015-16, which ranked 29th in league efficiency but tallied a league-high 17 shorthanded markers (Pageau matched the Senators' franchise record with seven, Smith had five, Zibanejad had two, while Chiasson, Lazar and Stone each had one) ... The team concluded the 2014-15 campaign ranked 11th in the NHL with an efficiency rating of 82.9% and tied for 13th in having scored six shorthanded goals.

Heritage jersey: The Senators wore the heritage jersey on 11 occasions in 2015-16 and did so for the final time on April 7 against Florida (3-1 win) ... Ottawa earned a record of 6-4-1 while wearing its alternate threads after registering a mark of 5-5-2 over 12 such contests in 2014-15 ... The Senators hold an all-time record of 93-60-7-20 when wearing an alternate jersey; 14-6-2-1 when wearing a red alternate, 78-53-5-18 when wearing a black alternate and 1-1-0-1 when wearing a cream alternate.

Overtime and shootouts: The Senators earned a record of 12 wins, three losses and six shootout losses over 21 games, which were decided beyond regulation time in 2015-16 ... Ottawa posted a mark of 6-3 over nine contests that were decided in overtime and a record of 6-6 in 12 shootout games ... Craig Anderson earned a record of 6-3 over nine shootout results while Andrew Hammond registered a mark of 0-3 over three such games.

INDIVIDUAL NOTES

Record-setting season for EK65: Senators captain Erik Karlsson enjoyed a season to remember in establishing new NHL career highs in assists (66) and points (82) while surpassing many personal and franchise milestones ... He led the Senators in scoring for the third consecutive season while concluding the campaign in a tie for fourth (J. Thornton) among NHL players in points ... His 66 assists were the second most by one Senators player in one season (Spezza – 71, in 2005-06) ... He led NHL players in averaging 28:58 time-on-ice and also led NHL defencemen in scoring for the third consecutive season which saw him become the first player to do so since Paul Coffey accomplished the feat over five consecutive campaigns with Edmonton from 1981-82 to 1985-86 ... He became only the second defenceman in NHL history, and the first since Denis Potvin did so with the N.Y. Islanders in four consecutive seasons from 1973-74 to 1976-77, to lead his own team in scoring in at least three consecutive campaigns ... He surpassed the franchise record for defencemen when he established a new career high with four assists in one game on Oct. 14 at Columbus (7-3 win) ... He established a new NHL career high in appearing in 36:34 time-on-ice on Dec. 20 at Tampa Bay (5-2 loss) ... He recorded his 81st point of the season, which is the most among all-time Swedish defencemen, while becoming the highest scoring NHL defenceman since 1995-96 (Leetch – 85, Bourque – 82) on April 7 vs. Florida (3-1 win) ... Ottawa's lone representative at the 61st NHL All-Star Game in Nashville on Jan. 31, and now a three-time NHL All-Star, he ranks second (Redden – 410) among franchise defencemen and seventh among all-time Senators with 385 points for his NHL career.

Coach Cameron: A native of Kildare Capes, P.E.I., Dave Cameron made his NHL head coaching debut on 12/11/14 against Los Angeles (5-3 loss) after being appointed the 11th head coach in franchise history three days earlier. Having concluded his fifth season with the Senators in 2015-16 (after three-plus campaigns as an assistant coach), he was originally hired by the club on 6/23/11. He ranks fifth among all-time Ottawa coaches with 70 head coaching victories to his credit.

Iron men: Erik Karlsson and Jean-Gabriel Pageau were the only two Senators to appear in each of the team's 82 regular season games ... For Karlsson, he concluded the season ranked fourth in team history in having skated in 249 consecutive games for the club dating to his return from the Achilles injury he sustained in mid-February 2013, on 4/25/13 in Washington. It also marked the third consecutive campaign in which he has skated in each of the club's contests ... Pageau will enter the 2016-17 season having appeared in 109 consecutive games for the club after competing in a full regular season NHL schedule for the first time ... Kyle Turris fell just shy of assuming the club's all-time Ironman lead when he missed his first game as a Senator on Jan. 21 at New Jersey (6-3 loss), but became only the second player to appear in at least 300 consecutive games for the club on Jan. 3 in Chicago (3-0 loss). Turris' 307 consecutive games for the club rank second to Chris Phillips' 311. Alexei Yashin ranks third with 292.

All-time leaders: Chris Phillips is the Senators' all-time leader in games played (1,179) ... Daniel Alfredsson leads in goals (426), assists (682) and points (1,108) ... Following Phillips in games played is Alfredsson (1,178), Chris Neil (973), Wade Redden (838), Radek Bonk (689), Jason Spezza (686) and Mike Fisher (675) ... Neil leads in penalty minutes (2,459) while former goaltender Patrick Lalime holds the lead in games played (283), wins (146) and shutouts (30).

ROSTER NOTES

Building from within: Of the 37 Senators who played for Ottawa this season, 21 were drafted by the team ... The list includes: Borowiecki, Ceci, Claesson, Cowen, Driedger, Dzingel, Greening, Harpur, Hoffman, Karlsson, Lazar, McCormick, Neil, Pageau, Prince, Puempel, Smith, Stone, Wideman, Wiercioch and Zibanejad.

Eleven (11) rookie Sens: Eleven (11) different rookies played regular-season games for the Senators this season ... The list includes: Claesson, Dzingel, Dziurzynski, Harpur, McCormick, O'Connor, Paul, Prince, Puempel, Robinson and Wideman ... Of those players, Claesson, Dzingel, Harpur, McCormick, Paul, Robinson and Wideman made their respective NHL debuts while O'Connor's debut also represented his first NHL start in goal. Additionally, Dzingel, McCormick, Paul, Prince, Robinson and Wideman scored their first NHL goals respectively as members of the Senators.

How the Senators season-ending roster was built (30):

Draft (17): Borowiecki, Ceci, Claesson, Dzingel, Harpur, Hoffman, Karlsson, Lazar, Neil, Pageau, Phillips, Puempel, Smith, Stone, Wideman, Wiercioch, Zibanejad

Trade (8): Anderson, Chiasson, Methot, Paul, Phaneuf, Ryan, Turris, Varone

Free agency (5): Gomez, Hammond, Kostka, MacArthur, Robinson

2015-16 GAME-BY-GAME SUMMARY

#	DATE	TEAM	W/L/O	Record	GF-GA	OTT Scorers	W Goal	PP	PK	SF-SA	W-L GltDr	Attendance
1	Oct. 8	@ Buffalo	W	1-0-0	3-1	7, 7, 27	7	0-0	2-3	22-27	41 - 31	19,070+
2	Oct. 10	@ Toronto	W**	2-0-0	5-4	7p, 90p, 9p, 61	68	3-6	3-4	33-41	41 - 34	19,187+
3	Oct. 11	Montreal	L	2-1-0	1-3	44s	14	0-4	7-7	21-34	39 - 29	19,177+
4	Oct. 14	@ Columbus	W	3-1-0	7-3	3, 9p, 7, 93, 44, 68, 6	93	1-3	3-4	27-41	41 - 72	13,803
5	Oct. 15	@ Pittsburgh	L	3-2-0	0-2		71	0-3	3-3	22-36	29 - 41	18,486+
6	Oct. 17	Nashville	O**	3-2-1	3-4	61, 68, 68	18	0-2	4-6	41-25	30 - 41	16,895
7	Oct. 22	New Jersey	O**	3-2-2	4-5	93s, 15, 68p, 25	20	1-5	2-4	39-32	35 - 30	16,578
8	Oct. 24	Arizona	L	3-3-2	1-4	5	12	0-3	2-2	36-26	29 - 41	17,270
9	Oct. 28	Calgary	W**	4-3-2	5-4	15, 6, 7, 44	93	0-4	3-4	23-38	41 - 37	16,923
10	Oct. 30	@ Detroit	W	5-3-2	3-1	7, 26, 6	26	0-4	4-5	35-30	30 - 35	20,027+
11	Oct. 31	Detroit	L	5-4-2	3-5	7, 61, 6	71	0-3	1-3	36-28	34 - 41	16,964
12	Nov. 3	@ Montreal	W*	6-4-2	2-1	44s, 7	7	0-1	2-3	27-37	41 - 39	21,288+
13	Nov. 5	Winnipeg	W**	7-4-2	3-2	5, 6	7	0-3	2-2	31-40	41 - 34	17,195
14	Nov. 7	@ Carolina	O*	7-4-3	2-3	90p, 45	11	1-2	2-3	21-46	30 - 30	10,005
15	Nov. 10	@ Nashville	L	7-5-3	5-7	9p, 15, 15s, 65, 27p	5	2-3	2-3	26-38	35 - 41	16,963
16	Nov. 12	Vancouver	W	8-5-3	3-2	6p, 65, 45p	45	2-4	2-3	25-35	30 - 30	19,229+
17	Nov. 14	N.Y. Rangers	O**	8-5-4	1-2	65p	22	1-3	1-2	23-34	30 - 41	19,310+
18	Nov. 16	Detroit	O*	8-5-5	3-4	68p, 45, 6	21	1-2	2-2	25-37	35 - 41	16,718
19	Nov. 19	Columbus	W	9-5-5	3-0	65, 65, 7p	65	1-5	3-3	29-25	41 - 30	16,925
20	Nov. 21	Philadelphia	W	10-5-5	4-0	93, 68, 9, 7	93	0-3	4-4	31-36	41 - 35	18,578
21	Nov. 24	@ Dallas	W	11-5-5	7-4	6, 9, 61, 68p, 44s, 44, 68	44	1-3	2-2	20-37	41 - 31	18,532+
22	Nov. 25	@ Colorado	W	12-5-5	5-3	10, 10, 7, 15, 93s	15	0-1	5-6	29-43	41 - 20	16,570
23	Nov. 28	@ Arizona	L	12-6-5	3-4	68, 68p, 61	89	1-3	2-2	38-19	29 - 41	12,727
24	Dec. 1	Philadelphia	L	12-7-5	2-4	15, 68	17	0-2	4-4	25-33	35 - 41	17,010
25	Dec. 3	Chicago	W*	13-7-5	4-3	68, 6p, 61p, 68	68	2-4	2-3	27-38	41 - 50	17,171
26	Dec. 5	N.Y. Islanders	W*	14-7-5	3-2	61, 68, 65	65	0-3	0-1	29-31	41 - 41	17,281
27	Dec. 6	@ N.Y. Rangers	L	14-8-5	1-4	3	16	0-2	0-2	24-31	30 - 41	18,006+
28	Dec. 8	@ Florida	W	15-8-5	4-2	15p, 7p, 68, 44s	68	2-5	4-4	23-27	41 - 1	11,571
29	Dec. 10	@ Tampa Bay	L	15-9-5	1-4	5	51	0-3	2-3	31-30	30 - 41	19,092+
30	Dec. 12	@ Montreal	L	15-10-5	1-3	44	67	0-2	4-4	26-42	35 - 41	21,288+
31	Dec. 14	Los Angeles	W	16-10-5	5-3	68, 7, 65, 68, 93	68	0-4	2-3	21-36	41 - 32	17,829
32	Dec. 16	@ Washington	L	16-11-5	1-2	6p	74	1-4	2-2	27-25	70 - 30	18,506+
33	Dec. 18	San Jose	W	17-11-5	4-2	6, 44, 45, 65	45	0-3	3-4	35-33	41 - 32	17,990
34	Dec. 20	@ Tampa Bay	L	17-12-5	2-5	15s, 65	10	0-5	1-3	25-35	30 - 30	19,092+
35	Dec. 22	@ Florida	O**	17-12-6	1-2	61p	73	1-2	5-5	16-40	1 - 41	14,538
36	Dec. 27	Boston	W	18-12-6	3-1	61p, 93, 61	93	1-2	2-2	22-39	41 - 40	20,061+
37	Dec. 29	@ Boston	L	18-13-6	3-7	25, 93, 68	37	0-4	3-7	32-37	40 - 41	17,565+
38	Dec. 30	New Jersey	L	18-14-6	0-3		13	0-4	3-4	36-21	35 - 30	19,825+
39	Jan. 3	@ Chicago	L	18-15-6	0-3		2	0-2	1-1	26-30	50 - 41	22,016+
40	Jan. 4	@ St. Louis	W*	19-15-6	3-2	68p, 6p, 6	6	2-3	2-3	32-38	30 - 1	19,152+
41	Jan. 7	Florida	L	19-16-6	2-3	89, 9	16	0-4	4-4	32-16	1 - 41	17,150
42	Jan. 9	Boston	W*	20-16-6	2-1	93, 61	61	0-2	1-1	40-34	41 - 40	19,125+
43	Jan. 10	@ Washington	L	20-17-6	1-7	68	77	0-4	1-3	33-36	31 - 30	18,506+
44	Jan. 13	@ Anaheim	L	20-18-6	1-4	27	53	0-2	2-3	25-38	31 - 41	15,791
45	Jan. 16	@ Los Angeles	W	21-18-6	5-3	90, 6, 44, 93p, 74	93	1-4	2-3	23-33	41 - 32	18,230+
46	Jan. 18	@ San Jose	W**	22-18-6	4-3	89, 6p, 15s	93	1-1	2-2	17-35	41 - 32	16,619
47	Jan. 21	@ New Jersey	L	22-19-6	3-6	93, 68p, 5	19	1-4	0-2	32-20	35 - 41	14,772
48	Jan. 22	N.Y. Islanders	L	22-20-6	2-5	6, 65	3	0-2	3-4	30-34	41 - 30	18,305
49	Jan. 24	N.Y. Rangers	W	23-20-6	3-0	6, 68, 44s	6	0-2	3-3	33-35	41 - 30	18,940
50	Jan. 26	Buffalo	L	23-21-6	2-3	65, 6	15	0-2	1-2	36-22	40 - 41	16,815
51	Feb. 2	@ Pittsburgh	L	23-22-6	5-6	61, 45, 44, 5, 59	87	0-1	3-5	23-44	29 - 41	18,420+
52	Feb. 4	Edmonton	L	23-23-6	2-7	68p, 61	14	1-4	0-3	38-28	33 - 41	18,564
53	Feb. 6	Toronto	W	24-23-6	6-1	15, 93, 6, 27, 61, 27	93	0-3	4-4	25-27	41 - 34	19,379+
54	Feb. 8	Tampa Bay	W	25-23-6	5-1	15, 10, 61p, 61, 44	10	1-6	3-3	29-32	41 - 88	17,078
55	Feb. 10	@ Detroit	L	25-24-6	1-3	15p	40	1-7	2-2	23-29	34 - 41	20,027+
56	Feb. 11	Colorado	L	25-25-6	3-4	61p, 68p, 25	14	2-4	1-4	29-27	1 - 30	17,632
57	Feb. 13	@ Columbus	L	25-26-6	2-4	6p, 5	20	1-3	2-2	35-40	70 - 41	16,164
58	Feb. 16	Buffalo	W**	26-26-6	2-1	43	6	0-2	2-2	26-39	41 - 40	15,893
59	Feb. 18	Carolina	W	27-26-6	4-2	90, 15, 5, 61	5	0-4	1-2	22-32	41 - 31	16,994
60	Feb. 20	Detroit	W**	28-26-6	3-2	15, 2	7	0-2	2-2	27-31	41 - 34	18,930+
61	Feb. 23	@ Edmonton	W	29-26-6	4-1	13, 15p, 90, 61	15	1-2	3-3	25-32	41 - 33	16,839+
62	Feb. 25	@ Vancouver	L	29-27-6	3-5	68, 61s, 6	18	0-3	2-3	30-36	30 - 41	18,570
63	Feb. 27	@ Calgary	W	30-27-6	6-4	15p, 13, 93, 93, 93, 44	93	1-3	2-3	26-38	41 - 37	19,289+
64	March 1	St. Louis	O**	30-27-7	3-4	43, 44, 44p	21	1-3	2-4	43-48	34 - 30	17,207
65	March 3	Tampa Bay	L	30-28-7	1-4	3	18	0-4	1-1	34-29	30 - 30	17,943
66	March 5	@ Toronto	W	31-28-7	3-2	6, 3, 15	15	0-1	2-3	31-43	30 - 45	19,339+
67	March 6	Dallas	L	31-29-7	1-2	15	21	0-3	1-2	24-25	32 - 30	19,419+
68	March 8	@ Carolina	O**	31-29-8	3-4	61, 43, 15s	74	0-1	2-2	24-37	30 - 30	10,743
69	March 10	@ Florida	L	31-30-8	2-6	15, 65	5	0-2	2-2	28-31	1 - 41	15,051
70	March 12	Toronto	W	32-30-8	4-0	93, 5, 15, 61	93	0-3	4-4	17-29	41 - 31	18,557
71	March 15	Minnesota	W*	33-30-8	3-2	68, 93, 65	65	0-3	3-3	20-25	41 - 40	18,966+
72	March 18	@ Buffalo	L	33-31-8	1-3	90	44	0-4	2-3	33-34	31 - 41	19,070+
73	March 19	Montreal	W	34-31-8	5-0	44s, 27s, 3, 90s, 93	44	0-2	4-4	44-30	30 - 40	19,722+
74	March 22	Washington	L	34-32-8	2-4	45, 93	19	0-4	1-2	30-22	70 - 41	19,313+
75	March 23	@ N.Y. Islanders	L	34-33-8	1-3	61	17	0-1	3-3	23-23	30 - 30	13,837
76	March 26	Anaheim	O*	34-33-9	3-4	68, 65, 25	67	0-4	2-3	33-39	31 - 41	18,162
77	March 30	@ Winnipeg	W	35-33-9	2-1	15, 90	90	0-2	3-3	19-21	30 - 34	15,294+
78	March 31	@ Minnesota	W	36-33-9	3-2	65, 44, 5	5	0-1	2-2	22-25	41 - 40	19,032+
79	April 2	@ Philadelphia	L	36-34-9	2-3	93, 68p	17	1-1	1-4	35-36	35 - 30	19,578+
80	April 5	Pittsburgh	L	36-35-9	3-5	65, 68, 15	62	0-4	2-2	30-28	30 - 30	19,284+
81	April 7	Florida	W	37-35-9	3-1	93p, 55, 5	55	1-2	1-1	23-34	41 - 35	19,165+
82	April 9	@ Boston	W	38-35-9	6-1	25, 15, 26, 93, 44s, 15s	15	0-0	4-4	36-40	30 - 50	17,565+

(* = overtime, ** = shootout, x = game-deciding goal, p = power play, s = shorthanded, + = venue sell-out)

2015-16 SENATORS END-OF-SEASON STATISTICS

#	SKATER	POS	GP	G	A	PTS	+/-	PIM	PPG	SHG	GW	S	S%	TOI/G	FO%
65	Erik Karlsson	D	82	16	66	82	-2	50	1	0	3	248	6.5	28:58	0.0
61	Mark Stone	RW	75	23	38	61	-4	38	5	1	1	151	15.2	20:06	42.1
68	Mike Hoffman	LW	78	29	30	59	1	18	9	0	3	242	12.0	17:32	44.4
6	Bobby Ryan	RW	81	22	34	56	-9	28	6	0	2	183	12.0	17:10	27.3
93	Mika Zibanejad	C	81	21	30	51	-2	18	2	2	7	184	11.4	17:45	50.4
44	Jean-Gabriel Pageau	C	82	19	24	43	17	26	1	7	2	133	14.3	16:42	52.2
15	Zack Smith	C	81	25	11	36	16	80	4	5	4	121	20.7	15:23	52.1
7	Kyle Turris	C	57	13	17	30	-15	32	3	0	2	122	10.7	19:42	51.3
5	Cody Ceci	D	75	10	16	26	9	18	0	0	2	116	8.6	19:18	0.0
27	Curtis Lazar	RW	76	6	14	20	-1	18	1	1	0	78	7.7	13:51	43.8
90	Alex Chiasson	RW	77	8	6	14	2	45	2	1	1	88	9.1	13:38	60.0
45	Chris Wideman	D	64	6	7	13	4	34	1	0	2	87	6.9	13:57	47.2
25	Chris Neil	RW	80	5	8	13	-3	165	0	0	0	70	7.1	9:17	50.0
10	Shane Prince	LW	42	3	9	12	2	6	0	0	1	62	4.8	10:37	66.7
3	Marc Methot	D	69	5	7	12	12	34	0	0	0	74	6.8	20:39	0.0
9	Milan Michlaek	LW	32	6	4	10	1	12	3	0	0	56	10.7	16:48	40.0
43	Ryan Dzingel	LW	30	3	6	9	4	11	0	0	0	23	13.0	10:47	50.0
2	Dion Phaneuf	D	20	1	7	8	-3	23	0	0	0	28	3.6	23:10	0.0
13	Nick Paul	LW	24	2	3	5	-3	6	0	0	0	28	7.1	12:11	51.7
46	Patrick Wiercicoh	D	52	0	5	5	2	24	0	0	0	56	0.0	17:20	0.0
89	Max McCormick	RW	20	2	2	4	-4	37	0	0	0	37	5.4	10:27	51.3
59	Dave Dziurzynski	LW	14	1	3	4	-4	9	0	0	0	14	7.1	10:04	42.9
2	Jared Cowen	D	37	0	4	4	7	16	0	0	0	23	0.0	16:58	0.0
26	Matt Puempel	LW	26	2	1	3	-3	9	0	0	0	26	7.7	11:20	50.0
22	Phil Varone	C	6	1	2	3	2	2	0	0	1	2	50.0	8:30	55.6
74	Mark Borowiecki	D	63	1	1	2	-4	107	0	0	0	27	3.7	14:37	0.0
55	Buddy Robinson	RW	3	1	1	2	2	4	0	0	1	5	20.0	8:36	0.0
49	Fredrik Claesson	D	16	0	2	2	-6	2	0	0	0	15	0.0	19:17	0.0
21	Michael Kostka	D	15	0	1	1	6	4	0	0	0	9	0.0	14:50	0.0
23	Scott Gomez	C	13	0	1	1	-3	2	0	0	0	10	0.0	11:28	46.6
67	Ben Harpur	D	5	0	1	1	1	2	0	0	0	3	0.0	13:39	0.0
14	Colin Greening	LW	1	0	0	0	0	0	0	0	0	2	0.0	4:00	0.0
16	Clarke MacArthur	LW	4	0	0	0	-1	0	0	0	0	4	0.0	10:51	0.0

#	GOALTENDERS	GP	W	L	OT	SA	GA	GAA	SV	SV%	EN	A	SO	TOI
41	Craig Anderson	60	31	23	5	1,915	161	2.78	1,754	.916	8	2	4	3,477:08
30	Andrew Hammond	24	7	11	4	712	61	2.65	651	.914	8	0	1	1,382:19
32	Chris Driedger	1	0	0	0	11	0	0.00	11	1.000	0	0	0	31:49
29	Matt O'Connor	1	0	1	0	34	3	3.10	31	.912	0	0	0	58:02

2015-16 OPENING AND CLOSING ROSTERS

Oct. 8 at Buffalo, 3-1 win		
#	PLAYERS	POS
41	Craig Anderson	G
30	# Andrew Hammond	G
29	Matt O'Connor	G
2	Jared Cowen	D
3	Marc Methot	D
4	# Chris Phillips	D
5	Cody Ceci	D
6	Bobby Ryan	RW
7	Kyle Turris	C
9	Milan Michalek	LW
10	<i>Shane Prince</i>	<i>LW</i>
15	Zack Smith	LW
16	Clarke MacArthur	LW
25	Chris Neil	RW
27	Curtis Lazar	C
44	Jean-Gabriel Pageau	C
45	<i>Chris Wideman</i>	<i>D</i>
46	Patrick Wiercioch	D
61	Mark Stone	RW
65	Erik Karlsson	D
68	Mike Hoffman	LW
74	Mark Borowiecki	D
90	Alex Chiasson	RW
93	Mika Zibanejad	C

April 9 at Boston, 6-1 win		
#	PLAYERS	POS
41	Craig Anderson	G
30	Andrew Hammond	G
2	# Dion Phaneuf	D
3	# Marc Methot	D
4	# Chris Phillips	D
5	Cody Ceci	D
6	Bobby Ryan	RW
7	# Kyle Turris	C
13	Nick Paul	C
15	Zack Smith	LW
16	# Clarke MacArthur	LW
21	Michael Kostka	D
22	Phil Varone	C
23	<i>Scott Gomez</i>	<i>C</i>
25	Chris Neil	RW
26	Matt Puempel	LW
27	# Curtis Lazar	C
43	Ryan Dzingel	LW
44	Jean-Gabriel Pageau	C
45	Chris Wideman	D
46	# Patrick Wiercioch	D
49	Fredrik Claesson	D
55	Buddy Robinson	RW
61	# Mark Stone	RW
65	Erik Karlsson	D
67	Ben Harpur	D
68	Mike Hoffman	LW
74	# Mark Borowiecki	D
90	Alex Chiasson	RW
93	Mika Zibanejad	C

(# = injured)

2015-16 REGULAR SEASON TRANSACTIONS

From Oct. 7 (start of NHL season) to April 11 (day after the completion of the NHL regular season)

DATE	PLAYER	TRANSACTION
Oct. 7	Matt Puempel	Re-assigned to Binghamton (AHL)
Oct. 13	Matt O'Connor	Re-assigned to Binghamton (AHL)
Oct. 23	Max McCormick	Recalled from Binghamton (AHL) * emergency recall
Oct. 26	Matt Puempel	Recalled from Binghamton (AHL) * emergency recall
Nov. 1	Max McCormick	Re-assigned to Binghamton (AHL)
Nov. 15	Matt O'Connor	Recalled from Binghamton (AHL) * emergency recall
Nov. 21	Michael Kostka	Recalled from Binghamton (AHL)
Nov. 22	Matt Puempel	Re-assigned to Binghamton (AHL)
Nov. 23	Colin Greening	Recalled from Binghamton (AHL)
Nov. 23	Matt O'Connor	Re-assigned to Binghamton (AHL)
Nov. 23	Chris Driedger	Recalled from Binghamton (AHL) * emergency recall
Nov. 29	Michael Kostka	Re-assigned to Binghamton (AHL)
Dec. 4	Colin Greening	Re-assigned to Binghamton (AHL)
Dec. 5	Dave Dziurzynski	Recalled from Binghamton (AHL)
Dec. 10	Andrew Hammond	Loaned to Binghamton (AHL) * conditioning stint
Dec. 13	Chris Driedger	Re-assigned to Binghamton (AHL)
Dec. 13	Andrew Hammond	Recalled from loan to Binghamton (AHL)
Dec. 21	Ryan Dzingel	Recalled from Binghamton (AHL) * emergency recall
Dec. 23	Ryan Dzingel	Re-assigned to Binghamton (AHL)
Dec. 27	Max McCormick	Recalled from Binghamton (AHL) * emergency recall
Dec. 30	Fredrik Claesson	Recalled from Binghamton (AHL)
Dec. 30	Michael Kostka	Recalled from Binghamton (AHL)
Dec. 31	Michael Kostka	Re-assigned to Binghamton (AHL)
Jan. 7	Dave Dziurzynski	Re-assigned to Binghamton (AHL)
Jan. 11	Chris Driedger	Recalled from Binghamton (AHL) * emergency recall
Jan. 14	Chris Driedger	Re-assigned to Binghamton (AHL)
Jan. 21	Fredrik Claesson	Re-assigned to Binghamton (AHL)
Jan. 21	Matt Puempel	Recalled from Binghamton (AHL) * emergency recall
Jan. 27	Max McCormick	Re-assigned to Binghamton (AHL)
Jan. 27	Matt Puempel	Re-assigned to Binghamton (AHL)
Feb. 1	Dave Dziurzynski	Recalled from Binghamton (AHL)
Feb. 1	Max McCormick	Recalled from Binghamton (AHL)
Feb. 5	Max McCormick	Re-assigned to Binghamton (AHL)
Feb. 6	Ryan Dzingel	Recalled from Binghamton (AHL)
Feb. 6	Nick Paul	Recalled from Binghamton (AHL)
Feb. 9	Dion Phaneuf	Acquired in a trade with Toronto (NHL)
Feb. 9	Jared Cowen	Traded to Toronto (NHL)
Feb. 9	Milan Michalek	Traded to Toronto (NHL)
Feb. 11	Nick Paul	Re-assigned to Binghamton (AHL)
Feb. 16	Nick Paul	Recalled from Binghamton (AHL)
Feb. 22	Dave Dziurzynski	Re-assigned to Binghamton (AHL)
Feb. 29	Shane Prince	Traded to the N.Y. Islanders (NHL)
Feb. 29	Matt Puempel	Recalled from Binghamton (AHL) * emergency recall
March 2	Chris Driedger	Recalled from Binghamton (AHL) * emergency recall
March 2	Scott Gomez	Signed to a one-year contract
March 10	Chris Driedger	Re-assigned to Binghamton (AHL)
March 22	Fredrik Claesson	Recalled from Binghamton (AHL) * emergency recall
March 31	Ben Harpur	Recalled from Binghamton (AHL) * emergency recall
April 3	Ben Harpur	Re-assigned to Binghamton (AHL)
April 4	Buddy Robinson	Recalled from Binghamton (AHL)
April 5	Ben Harpur	Recalled from Binghamton (AHL) * emergency recall
April 9	Phil Varone	Recalled from Binghamton (AHL)
April 9	Phil Varone	Re-assigned to Binghamton (AHL)
April 11	Ben Harpur	Re-assigned to Binghamton (AHL)
April 11	Matt Puempel	Re-assigned to Binghamton (AHL)
April 11	Buddy Robinson	Re-assigned to Binghamton (AHL)

INJURY SUMMARY

PLAYER	INJURY	DATE OF INJURY	GAMES MISSED	NOTES
Craig Anderson	Left knee	March 1	4	Returned March 10 at Florida
Mark Borowiecki	Concussion	Feb. 13	2	Returned Feb. 20 vs. Detroit
	Right knee MCL	March 3	17	Missed the remainder of the regular season
Cody Ceci	Left hip pointer	Nov. 5	1	Returned Nov. 10 at Nashville
	Rib cartilage	Dec. 20	6	Returned Jan. 7 vs. Florida
Jared Cowen	Left heel	Nov. 12	2	Was eligible to play Nov. 19 vs. Columbus
Dave Dziurzynski	Left knee MCL	Feb. 4	8	Was re-assigned to Binghamton on Feb. 22
Andrew Hammond	Groin	Oct. 1	3	Was eligible to play Oct. 14 at Columbus
	Concussion	Nov. 15	13	Was eligible to play Dec. 14 vs. Los Angeles
Mike Hoffman	Groin	Oct. 22	4	Returned Nov. 3 at Montreal
Michael Kostka	Finger	March 30	1	Returned April 2 at Philadelphia
Curtis Lazar	Concussion	Oct. 24	3	Returned Nov. 3 at Montreal
	Groin	Dec. 22	2	Returned Dec. 30 vs. New Jersey
	Groin	April 7	1	Missed the remainder of the regular season
Clarke MacArthur	Concussion	Oct. 14	78	Missed the remainder of the regular season
Marc Methot	Concussion	Oct. 15	3	Returned Oct. 28 vs. Calgary
	Back/hip	Jan. 16	6	Returned Feb. 4 vs. Edmonton
	Flu	April 2	3*	Intermittent flu symptoms
	Groin	April 5	1	Returned to practice on April 6
Milan Michalek	Right finger fracture	Dec. 1	16	Returned Jan. 7 vs. Florida
	Right finger fracture	Jan. 22	6	Was traded to Toronto on Feb. 9
Chris Neil	Flu	March 22	2*	Returned March 26 vs. Anaheim
Dion Phaneuf	Right foot/oblique strain	March 22	8	Missed the remainder of the regular season
Chris Phillips	Cracked vertebra/back	Sept. 8	82	Missed the entire season due to injury
Bobby Ryan	Right finger tip fracture	Dec. 20	1	Returned Dec. 27 vs. Boston
Mark Stone	Chest	March 30	5	Missed the remainder of the regular season
Kyle Turris	High right ankle sprain	Jan. 18	25	Intermittent injury
Patrick Wiercioch	Concussion	Nov. 19	3	Was eligible to play Nov. 28 at Arizona
	Right shoulder	March 5	15	Intermittent injury
Mika Zibanejad	Head	Dec. 1	1	Returned Dec. 5 vs. N.Y. Islanders
Total games lost:			317	* = not included in games lost

2015-16 REGULAR SEASON RECORD ANALYSIS

TEAM RECORDS	OTTAWA SENATORS
Overall record	38 - 35 - 9
Home record	21 - 14 - 6
Road record	17 - 21 - 3
Last 5 games	3 - 2 - 0
Last 10 games	5 - 4 - 1
1-goal games	16 - 8 - 9
2-goal games	11 - 13
3-goal (or more) games	11 - 14
Scoring first	24 - 5 - 2
Opponent scoring first	14 - 30 - 7
Leading after 1 period	17 - 2 - 2
Trailing after 1 period	9 - 21 - 4
Tied after 1 period	12 - 12 - 3
Leading after 2 periods	24 - 3 - 3
Trailing after 2 periods	7 - 27 - 3
Tied after 2 periods	7 - 5 - 3
Overtime record – this season	12 - 9
Overtime record – franchise	113 - 143 - 115
Shootout record – this season	6 - 6
Shootout record – franchise	47 - 61
Outshooting opponent	5 - 14 - 2
Outshot by opponent	32 - 21 - 7
Even shots	0 - 1 - 0
vs. Atlantic	16 - 12 - 2
vs. Metropolitan	6 - 14 - 4
vs. Eastern Conference	22 - 26 - 6
vs. Central	8 - 4 - 2
vs. Pacific	8 - 5 - 1
vs. Western Conference	16 - 9 - 3

MONTH BY MONTH RECORD	W - L - OT	POINTS
October	5 - 4 - 2	12
November	7 - 2 - 3	17
December	6 - 8 - 1	13
January	5 - 7 - 0	10
February	7 - 6 - 0	14
March	6 - 6 - 3	15
April	2 - 2 - 0	4

GOALS BY PERIOD	1	2	3	OT	T	AVG
Senators	50	89	85	6	230	2.80/game
Opponents	71	76	91	3	241	2.93/game

SHOTS BY PERIOD	1	2	3	OT	T	AVG
Senators	741	801	738	45	2,325	28.4/game
Opponents	869	905	852	62	2,688	32.8/game

POWER PLAY	G	ATT	PCT
Overall	38	240	15.8 (T-26th NHL)
Home	15	132	11.2 (30th NHL)
Road	23	108	21.3 (8th NHL)

Three shorthanded goals allowed (T-2nd NHL)

PENALTY KILL	G	ATT	PCT
Overall	61	252	75.8 (29th NHL)
Home	28	123	77.2 (27th NHL)
Road	33	129	74.4 (29th NHL)

Scored 17 shorthanded goals (1st NHL)

PENALTIES	GP	PEN	AVG
	82	892	10.9 (24th NHL)

TEAM LEADERS	
Points	Karlsson (82), Stone (61), Hoffman (59)
Goals	Hoffman (29), Smith (25), Stone (23)
Assists	Karlsson (66), Stone (38), Ryan (34)
PP goals	Hoffman (9), Ryan (6), Stone (5)
SH goals	Pageau (7), Smith (5), Zibanejad (2)
GW goals	Zibanejad (7), Smith (4), Hoffman/Karlsson (3)
3+ goals	Zibanejad (1)
PIM	Neil (165), Borowiecki (107), Smith (80)
Shots	Karlsson (248), Hoffman (242), Zibanejad (184)
Plus/Minus	Pageau (+17), Smith (+16), Methot (+12)

	FOR	AGAINST
6 on 5	5	15
6 on 4	2	1
5 on 5	150	148
5 on 4	35	2
5 on 3	0	0
5 on 4	35	2
5 on 3	0	0
4 on 4	6	4
4 on 3	0	0
3 on 3	5	2
3 on 4	0	1
3 on 5	0	4
4 on 5	13	55
4 on 6	5	2
5 on 6	8	7
Empty net	14	16
Penalty shot	1	0
Totals (excluding EN)	230	241

2015-16 SPECIAL TEAMS SCORING

POWER PLAY	G	A	PTS	SHORTHANDED	G	A	PTS
Erik Karlsson	1	25	26	Jean-Gabriel Pageau	7	2	9
Bobby Ryan	6	10	16	Zack Smith	5	1	6
Mark Stone	5	10	15	Curtis Lazar	1	3	4
Mike Hoffman	9	4	13	Mark Stone	1	2	3
Mika Zibanejad	2	9	11	Mika Zibanejad	2	0	2
Kyle Turris	3	5	8	Dion Phaneuf	0	2	2
Zack Smith	4	1	5	Kyle Turris	0	1	1
Milan Michalek	3	0	3				
Alex Chiasson	2	0	2				
Curtis Lazar	1	1	2				
Patrick Wiercioch	0	2	2				
Cody Ceci	0	2	2				
Dion Phaneuf	0	2	2				
Jean-Gabriel Pageau	1	1	2				

2015-16 SHOOTOUT SUMMARY

Senators shootout record

OVERALL			HOME			ROAD		
GP	W	L	GP	W	L	GP	W	L
12	6	6	8	4	4	4	2	2

Senators team goals/shots taken

OVERALL			HOME			ROAD		
G	S	S%	G	S	S%	G	S	S%
15	43	34.9	11	32	34.3	4	11	36.3

Senators team goals against/shots against

OVERALL			HOME			ROAD		
GA	SA	Sv%	GA	SA	Sv%	GA	SA	Sv%
14	44	68.1	9	31	70.9	5	13	61.5

Shootout goalie statistics

GOALTENDER	W	L	GA	SA	Sv%
Craig Anderson	6	3	9	25	.640
Andrew Hammond	0	3	5	19	.737

Shootout player statistics

PLAYER	G	S	GOAL %	GAME-DECIDING GOALS
Bobby Ryan	6	11	54.5	1
Mika Zibanejad	4	9	44.4	2
Kyle Turris	4	9	44.4	2
Mike Hoffman	1	3	33.3	1
Cody Ceci	0	2	0.00	0
Alex Chiasson	0	1	0.00	0
Erik Karlsson	0	1	0.00	0
Jean-Gabriel Pageau	0	1	0.00	0
Matt Puempel	0	1	0.00	0
Zack Smith	0	2	0.00	0
Mark Stone	0	3	0.00	0
Chris Wideman	0	1	0.00	0

2015-16 MOLSON CUP AWARD

PLAYER	SEASON			TOTAL
	1st	2nd	3rd	
Erik Karlsson	6	8	3	37
Craig Anderson	6	6	7	37
Mika Zibanejad	4	6	1	25
Mike Hoffman	4	5	2	24
Mark Stone	3	4	3	20
Bobby Ryan	4	1	6	20
Kyle Turris	4	2	2	18
Jean-Gabriel Pageau	3	4	1	18
Andrew Hammond	4	3	0	18
Zack Smith	2	4	1	15
Curtis Lazar	1	1	2	7
Cody Ceci	0	3	1	7
Chris Wideman	1	1	1	6
Dion Phaneuf	0	1	3	5
Chris Neil	1	0	1	4
Shane Prince	1	0	0	3
Max McCormick	0	1	0	2
Nick Paul	0	0	2	2
Ryan Dzingel	0	0	1	1
Marc Methot	0	0	1	1
Buddy Robinson	0	0	1	1

MONTHLY WINNERS	
MONTH	WINNER
October	Kyle Turris
November	Craig Anderson
December	Erik Karlsson
January	Bobby Ryan
February	Mark Stone
March	Jean-Gabriel Pageau
April	A. Hammond/M. Zibanejad
Season	Erik Karlsson

2015-16 HIGHS AND LOWS

GOALS	2015-16 SEASON		SENATORS ALL-TIME	
Most in a game	7	2x, last: 11/24/15 at DAL (7-4 W)	11	11/13/01 at WSH (11-5 W)
Most allowed in a game	7	4x, last: 2/4/16 vs EDM (7-2 L)	12	10/30/92 at BUF (12-3 L)
Most in a period	4	4x, last: 4/9/16 at BOS (6-1 W), 2nd	6	3/21/00 vs ATL (7-1 W), 1st
Most allowed in a period	5	1/21/16 at NJ (6-3 L), 1st	7	12/17/93 at WSH (11-2 L), 2nd
Fewest in a game	0	3x, last: 1/3/16 at CHI (3-0 L)	0	103x, last: 1/3/16 at CHI (3-0 L)
Fewest allowed in a game	0	5x, last: 3/19/16 vs MTL (5-0 W)	0	118x, last: 3/19/16 vs MTL (5-0 W)

SHOTS				
Most in a game	44	3/19/16 vs MTL (5-0 W)	53	3/22/98 vs ANA (5-2 L)
Most allowed in a game	48	3/1/16 vs STL (4-3 SOL)	57	11/1/13 vs NYI (5-4 SOL)
Most in a period	22	1/26/16 vs BUF (3-2 L), 3rd	26	10/22/08 vs FLA (3-1 L)
Most allowed in a period	27	12/12/15 at MTL (3-1 L), 1st	27	12/12/15 at MTL (3-1 L), 1st
Fewest in a game	16	12/22/15 at FLA (2-1 SOL)	10	1/5/02 at TOR (3-1 L)
Fewest in a period	2	12/22/15 at FLA (2-1 SOL), 3rd	1	9x, last: 1/30/08 at CBJ (1-0 L), 2nd
Fewest allowed in a game	16	1/7/16 vs FLA (3-2 L)	11	2x, last: 12/26/03 vs PIT (3-3)
Fewest allowed in a period	2	1/26/16 vs BUF (3-2 L), 3rd	0	3x, last: 1/18/07 vs VAN (2-1 L)

PENALTIES BY OTTAWA				
Most in a game	14	12/29/15 at BOS (7-3 L)	32	3/5/04 at PHI (5-3 L)
Most in a period	8	12/29/15 at BOS (7-3 L), 3rd	29	3/5/04 at PHI (5-3 L), 3rd
Fewest in a game	1	2x, last: 1/3/16 at CHI (3-0 L)	0	9x, last: 1/7/11 at CHI (3-2 SOL)
Most minutes in a game	58	12/29/15 at BOS (7-3 L)	206	3/5/04 at PHI (5-3 L)
Most minutes in a period	46	12/29/15 vs BOS (7-3 L), 3rd	200	3/5/04 at PHI (5-3 L), 3rd
Fewest minutes in a game	2	2x, last: 1/3/16 at CHI (3-0 L)	0	9x, last: 1/7/11 at CHI (3-2 SOL)

SPECIAL TEAMS				
Most PP attempts in a game	7	2/10/16 at DET (3-1 L)	14	1/31/04 at TOR (5-1 L)
Most PP attempts allowed in a game	7	2x, last: 12/29/15 at BOS (7-3 L)	14	2x, last: 1/8/03 at VAN (6-4 L)
Most PP goals in a game	3	10/10/15 at TOR (5-4 SOW)	6	12/17/05 vs TOR (8-2 W)
Most PP goals allowed in a game	4	12/29/15 at BOS (7-3 L)	5	5x, last: 12/10/06 at CBJ (6-2 L)
Most SH goals in a game	3	3/19/16 vs MTL (5-0 W)	3	4x, last: 3/19/16 vs MTL (5-0 W)
Most SH goals allowed in a game	1	3x, last: 3/8/16 at CAR (4-3 SOL)	3	3/2/00 at NYI (5-5 T)

RESULTS				
Largest margin of victory	5	3x, last: 4/9/16 at BOS (6-1 W)	8	2x, last: 10/29/05 at TOR (8-0 W)
Largest margin of defeat	6	1/10/16 at WSH (7-1 L)	10	2x, last: 2/26/94 vs STL (11-1 L)
Longest winning streak (overall)	4	2x, last: 2/16/16 to 2/23/16	11	1/14/10 to 2/4/10
Longest losing streak (overall)	3	3x, last: 2/10/16 to 2/13/16	14	3/2/93 to 4/7/93
Longest winning streak (home)	5	12/3/15 to 12/27/15	9	3/5/09 to 4/7/09
Longest losing streak (home)	2	3x, last: 3/3/16 to 3/6/16	11	10/27/93 to 12/8/93
Longest winning streak (road)	3	10/8/15 to 10/14/15	6	2x, 1/14/10 to 2/3/10 and 3/18/03 to 4/5/03
Longest losing streak (road)	4	2x, last: 1/21/16 to 2/13/16	38	10/10/92 to 4/3/93

INDIVIDUAL – GAME				
Most goals in a game	3	Zibanejad, 2/27/16 at CGY (6-4 W)	4	5x, last: Kovalev, 1/3/10 vs PHI (7-4 W)
Most assists in a game	4	2x, last: Karlsson, 2/6/16 vs TOR (6-1 W)	5	Hossa, 1/4/01 vs TB (8-3 W)
Most points in a game	4	2x, last: Karlsson, 2/6/16 vs TOR (6-1 W), (0-4)	7	Alfredsson, 1/24/08 at TB (8-4 W), (3-4)
Most shots in a game	9	Karlsson, 1/26/16 vs BUF (3-2 L)	12	York, 1/30/99 vs NYI, (9-2 W)
Most power play goals in a game	1	38x, last: Zibanejad, 4/7/16 vs FLA (3-1 W)	2	22x, last: Alfredsson, 10/22/10 at BUF (4-2 W)
Most shorthanded goals in a game	1	17x, last: Smith, 4/9/16 at BOS (6-1 W)	2	2x, last: Michalek, 10/15/09 vs TB (7-1 W)
Most penalty minutes in a game	24	Neil, 10/31/15 vs DET (5-3 L)	35	Spezza, 3/5/04 at PHI (5-3 L)
Most saves by a goalie in a game	43	Hammond, 11/7/15 at CAR (3-2 OTL)	53	Lehner, 11/1/13 vs NYI (5-4 SOL)

INDIVIDUAL – PERIOD				
Most goals in a period	3	Zibanejad, 2/27/16 at CGY (6-4 W), 3rd	3	10x, last: Zibanejad, 2/27/16 at CGY (6-4 W), 3rd
Most assists in a period	2	16x, last: Ryan, 3/31/16 at MIN (3-2 W), 2nd	4	Spezza, 10/26/06 vs TOR (7-2 W), 2nd
Most points in a period	3	Zibanejad, 2/27/16 at CGY (6-4 W), 3rd	4	3x, last: Heatley, 1/3/07 vs BUF (6-3 W), 2nd
Most saves by a goalie in a period	25	Anderson, 12/12/15 at MTL (3-1 L), 1st	25	Anderson, 12/12/15 at MTL (3-1 L), 1st

THE LAST TIME THE SENATORS

Senators recorded a shutout	Home: 3/19/16 Away: 4/9/15	5-0 W vs MTL 3-0 W at NYR	Andrew Hammond: 30 saves Andrew Hammond: 26 saves
Senators were shutout	Home: 12/30/15 Away: 1/3/16	3-0 L vs NJ 3-0 L at CHI	Cory Schneider: 36 saves Corey Crawford: 26 saves
Senators won in overtime <i>(excluding shootouts)</i>	Home: 3/15/16 Away: 1/4/16	3-2 vs MIN 3-2 at STL	Erik Karlsson (4:29) Bobby Ryan (2:33)
Senators lost in overtime <i>(excluding shootouts)</i>	Home: 3/26/16 Away: 11/7/15	4-3 vs ANA 3-2 at CAR	Rickard Rakell (2:38) Jordan Staal (2:51)
Senators won a shootout	Home: 2/20/16 Away: 1/18/16	3-2 vs DET 4-3 at SJ	Kyle Turris Mika Zibanejad
Senators lost a shootout	Home: 3/1/16 Away: 3/8/16	4-3 vs STL 4-3 at CAR	Patrik Berglund Jaccob Slavin
Senators took a 4-goal or more lead	Home: 3/19/16 Away: 4/9/16	5-0 W vs MTL 6-1 W at BOS	5-0 lead 6-1 lead
Opponent took a 4-goal or more lead	Home: 2/4/16 Away: 3/10/16	7-2 L vs EDM 6-2 L at FLA	7-2 lead 6-2 lead
Senators scored a shorthanded goal	Home: 3/19/16 Away: 4/9/16	5-0 W vs MTL 6-1 W at BOS	Alex Chiasson (3:18, 3rd) Zack Smith (14:29, 3rd)
Opponent scored a shorthanded goal	Home: 12/30/15 Away: 3/8/16	3-0 L vs NJ 4-3 SOL at CAR	Lee Stempniak (19:44, 3rd) Jay McClement (6:24, 2nd)
Senators player had a hat-trick	Home: 12/29/14 Away: 2/27/16	5-2 W vs BUF 6-4 W at CGY	Bobby Ryan (3-0) Mika Zibanejad (3-0)
Opposing player had a hat-trick	Home: 10/24/15 Away: 2/2/16	4-1 L vs ARI 6-5 L at PIT	Mikkel Boedker (3-0) Sidney Crosby (3-1)
Senators player had a 5-point game	Home: 1/3/10 Away: 1/24/08	7-4 W vs PHI 8-4 W at TB	Alex Kovalev (4-1) Daniel Alfredsson (3-4)
Opposing player had a 5-point game	Home: 4/4/14 Away: 3/16/04	7-4 L vs MTL 5-2 L at MIN	Max Pacioretty (3-2) Marian Gaborik (3-2)
Senators player had a penalty shot	Home: 3/26/15 Away: 1/18/16	4-3 OTL vs ANA 4-3 SOW at SJ	Mike Hoffman (missed vs Andersen) Zack Smith (scored vs Stalock)
Opposing player had a penalty shot	Home: 3/2/12 Away: 1/16/16	2-1 L vs CHI 5-3 W at LA	Patrick Sharp (missed vs Lehner) Tyler Toffoli (missed vs Anderson)
Senators scored an empty net goal	Home: 2/18/16 Away: 4/9/16	4-2 W vs CAR 6-1 W at BOS	Mark Stone (19:59, 3rd) Zack Smith (14:29, 3rd)
Opponent scored an empty net goal	Home: 4/5/16 Away: 2/25/16	5-3 L vs PIT 5-3 L at VAN	Sydney Crosby (19:53, 3rd) Emerson Etem (19:31, 3rd)
Senators scored with an extra attacker	Home: 3/22/16 Away: 2/10/16	4-2 L vs WSH 3-1 L at DET	Mika Zibanejad (18:27, 3rd) Zack Smith (17:36, 3rd)
Opponent scored with an extra attacker	Home: 3/26/16 Away: 3/8/16	4-3 OTL vs ANA 4-3 SOL at CAR	Hampus Lindholm (19:02, 3rd) Jeff Skinner (19:59, 3rd)

PLAYERS ALL-TIME STATISTICS WITH THE SENATORS

PLAYER	GP	G	A	PTS	PIM
Craig Anderson	253	0	7	7	10
Mark Borowiecki	147	3	11	14	282
Cody Ceci	205	18	38	56	38
Alex Chiasson	153	19	21	40	112
Fredrik Claesson	16	0	2	2	2
Ryan Dzingel	30	3	6	9	11
Scott Gomez	13	0	1	1	2
Andrew Hammond	49	0	1	1	2
Ben Harpur	5	0	1	1	2
Mike Hoffman	186	59	54	113	36
Erik Karlsson	479	100	285	385	252
Michael Kostka	15	0	1	1	4
Curtis Lazar	143	12	23	35	32
Clarke MacArthur	145	40	51	91	114
Marc Methot	236	14	43	57	111
Chris Neil	973	111	135	246	2,459
Jean-Gabriel Pageau	169	33	35	68	47
Nick Paul	24	2	3	5	6
Dion Phaneuf	20	1	7	8	23
Chris Phillips	1,179	71	217	288	758
Matt Puempel	39	4	2	6	17
Buddy Robinson	3	1	1	2	4
Bobby Ryan	229	63	95	158	97
Zack Smith	400	64	50	114	497
Mark Stone	178	53	80	133	58
Kyle Turris	318	87	123	210	158
Phil Varone	1	0	1	1	0
Chris Wideman	64	6	7	13	34
Patrick Wiercioch	211	12	50	62	115
Mika Zibanejad	281	64	87	151	64

GOALTENDER	GP	MINS	W	L	OTL	GAA	GA	SO
Craig Anderson	253	14,537:06	126	88	30	2.64	639	19
Chris Driedger	2	54:41	0	0	0	0.00	0	0
Andrew Hammond	49	2,827:49	27	12	6	2.19	103	4
Matt O'Connor	1	58:02	0	1	0	3.10	3	0

SENATORS ALL-TIME LEADERS

GAMES PLAYED		GOALS		ASSISTS		POINTS	
*Chris Phillips	1,179	Daniel Alfredsson	426	Daniel Alfredsson	682	Daniel Alfredsson	1,108
Daniel Alfredsson	1,178	Jason Spezza	251	Jason Spezza	436	Jason Spezza	687
*Chris Neil	973	Alexei Yashin	218	Wade Redden	309	Alexei Yashin	491
Wade Redden	838	Marian Hossa	188	*Erik Karlsson	285	Wade Redden	410
Radek Bonk	689	Dany Heatley	180	Alexei Yashin	273	Radek Bonk	399
Jason Spezza	686	Mike Fisher	167	Radek Bonk	247	Marian Hossa	390
Mike Fisher	675	Radek Bonk	152	*Chris Phillips	217	*Erik Karlsson	385
Alexei Yashin	504	Shawn McEachern	142	Marian Hossa	202	Dany Heatley	362
*Erik Karlsson	479	Milan Michalek	115	Dany Heatley	182	Mike Fisher	348
Marian Hossa	467	*Chris Neil	111	Mike Fisher	181	Shawn McEachern	304

PENALTY MINUTES		GOALTENDERS – GP		WINS		SHUTOUTS	
*Chris Neil	2,459	Patrick Lalime	283	Patrick Lalime	146	Patrick Lalime	30
*Chris Phillips	756	*Craig Anderson	253	*Craig Anderson	126	*Craig Anderson	19
Dennis Vial	625	Damian Rhodes	181	Ron Tugnutt	72	Ron Tugnutt	13
Wade Redden	576	Ron Tugnutt	166	Ray Emery	71	Damian Rhodes	11
Zdeno Chara	554	Ray Emery	134	Damian Rhodes	65	Brian Elliott	9
Mike Fisher	554	Brian Elliott	130	Brian Elliott	59	Ray Emery	8
Daniel Alfredsson	500	Martin Gerber	100	Martin Gerber	49	Dominik Hasek	5
*Zack Smith	497	Robin Lehner	86	Robin Lehner	30	Jani Hurme	5
Denis Lambert	467	Craig Billington	72	Dominik Hasek	28	Martin Gerber	4
Andre Roy	462	Don Beaupre	71	Martin Prusek	28	*Andrew Hammond	4

SENATORS 2015-16 PRE-SEASON SUMMARY (3-3-2)

#	DATE	TEAM	W/L	RECORD	GF-GA	OTT Scorers	W Goal	PP	PK	SF-SA	W-L Gldr
1	Sept. 21	Toronto	L*	0-0-1	3-4	10, 6p, 65p	19	2-3	3-4	32-37	31-29
2	Sept. 21	@ Toronto	L	0-1-1	1-4	68	16	0-3	3-6	29-38	45-30
3	Sept. 23	@ Buffalo	W	1-1-1	5-2	89, 90, 56, 93, 43	56	0-1	3-4	26-42	29-40
4	Sept. 26	Buffalo	L	1-2-1	4-6	61, 3, 13, 6p	63	1-5	2-2	34-31	31-41
5	Sept. 27	@ Carolina (#)	L	1-3-1	1-2	10	74	0-3	5-5	27-37	30-30
6	Sept. 29	@ Winnipeg	L*	1-3-2	3-4	9, 15, 44	55	0-3	4-5	25-29	31-30
7	Oct. 1	@ Montreal	W	2-3-2	5-2	5, 61s, 68, 16p, 46	68	1-3	2-2	21-42	41-31
8	Oct. 3	Montreal	W	3-3-2	5-4	25, 68, 45, 61p, 5	5	1-3	2-4	15-37	29-35

(* = overtime, ** = shootout, # = at St. John's, Nfld.)

ALL-TIME PRE-SEASON RECORD – 1992-93 TO 2015-16

SEASON	GP	W	L	T	OT	GF	GA	PTS
1992-93	9	1	7	1	-	21	33	3
1993-94	9	2	6	1	-	22	33	5
1994-95	9	3	6	0	-	33	40	6
1995-96	8	4	3	1	-	19	19	9
1996-97	8	5	3	0	-	25	15	10
1997-98	8	3	3	2	-	23	22	8
1998-99	8	5	3	0	-	27	17	10
1999-00	7	5	1	1	0	24	18	11
2000-01	9	3	3	1	2	25	26	9
2001-02	8	4	3	1	0	23	19	9
2002-03	7	2	5	0	0	22	31	4
2003-04	9	7	1	1	0	26	18	15
2004-05	-	-	-	-	-	-	-	-
2005-06	8	7	1	-	0	36	17	14
2006-07	9	5	4	-	0	34	32	10
2007-08	7	7	0	-	0	26	15	14
2008-09*	6	4	2	-	0	14	12	8
2009-10	6	2	4	-	0	13	11	4
2010-11	8	3	4	-	1	30	26	7
2011-12	7	3	3	-	1	16	20	7
2012-13	-	-	-	-	-	-	-	-
2013-14	8	4	4	-	0	21	22	8
2014-15	7	4	2	-	1	20	18	9
2015-16	8	3	3	-	2	27	28	8
TOTALS	173	86	71	9	7	527	492	188

(* = includes exhibition game played on Oct. 2, 2008, at Frolunda, Sweden -- a 4-1 Senators victory)

2015-16 PRE-SEASON STATISTICS

#	SKATERS	POS	GP	G	A	P	+/-	PIM	PPG	SHG	GW	S	S%
61	Mark Stone	RW	4	3	5	8	2	2	1	1	0	6	50.0
68	Mike Hoffman	LW	5	3	2	5	3	0	0	0	1	15	20.0
65	Erik Karlsson	D	4	1	4	5	-2	0	1	0	0	5	20.0
5	Cody Ceci	D	4	2	2	4	-1	0	0	0	1	12	16.7
6	Bobby Ryan	RW	5	2	2	4	-2	6	2	0	0	7	28.6
9	Milan Michalek	LW	3	1	3	4	1	4	0	0	0	1	100.0
16	Clarke MacArthur	LW	5	1	3	4	-5	2	1	0	0	8	12.5
45	Chris Wideman*	D	6	1	3	4	3	2	0	0	0	6	16.7
7	Kyle Turris	C	4	0	4	4	-1	0	0	0	0	11	0.0
10	Shane Prince*	C	5	2	1	3	0	0	0	0	0	9	22.2
43	Ryan Dzingel*	C	3	1	2	3	3	0	0	0	0	7	14.3
44	Jean-Gabriel Pageau	C	4	1	2	3	2	0	0	0	0	8	12.5
25	Chris Neil	RW	4	1	2	3	2	4	0	0	0	5	20.0
15	Zack Smith	C	5	1	2	3	-1	4	0	0	0	10	10.0
93	Mika Zibanejad	C	5	1	2	3	0	4	0	0	0	5	20.0
89	Max McCormick*	LW	3	1	1	2	3	13	0	0	0	5	20.0
56	Zack Stortini	RW	4	1	1	2	1	2	0	0	1	4	25.0
46	Patrick Wiercioch	D	4	1	1	2	1	4	0	0	0	7	14.3
90	Alex Chiasson	RW	6	1	1	2	1	4	0	0	0	8	12.5
72	Thomas Chabot*	D	3	0	2	2	3	2	0	0	0	6	0.0
26	Matt Puempel*	LW	5	0	2	2	0	2	0	0	0	7	0.0
3	Marc Methot	D	3	1	0	1	3	4	0	0	0	7	14.3
13	Nick Paul*	LW	3	1	0	1	-1	0	0	0	0	3	33.3
59	David Dziurzynski*	LW	2	0	1	1	1	5	0	0	0	2	0.0
75	Patrick Mullen	D	2	0	1	1	0	0	0	0	0	1	0.0
23	Tobias Lindberg*	RW	3	0	1	1	-1	0	0	0	0	3	0.0
14	Colin Greening	LW	3	0	1	1	0	2	0	0	0	1	0.0
27	Curtis Lazar	RW	5	0	1	1	-1	0	0	0	0	6	0.0
78	Filip Chlapik*	C	1	0	0	0	0	0	0	0	0	1	0.0
67	Ben Harpur*	D	1	0	0	0	-1	0	0	0	0	1	0.0
51	Cole Schneider*	LW	1	0	0	0	0	0	0	0	0	1	0.0
52	Alex Guptill*	LW	1	0	0	0	0	0	0	0	0	4	0.0
57	Nick Tuzzolino	D	1	0	0	0	0	7	0	0	0	1	0.0
47	Francis Perron*	LW	1	0	0	0	0	0	0	0	0	0	---
84	Travis Ewanyk*	LW	2	0	0	0	1	17	0	0	0	2	0.0
54	Guillaume Lepine	D	2	0	0	0	1	0	0	0	0	3	0.0
49	Fredrik Claesson*	D	3	0	0	0	-1	0	0	0	0	1	0.0
54	Mark Fraser	D	3	0	0	0	2	7	0	0	0	0	---
	TOR		2	0	0	0	0	5	0	0	0	0	---
	OTT		1	0	0	0	2	2	0	0	0	0	---
74	Mark Borowiecki	D	4	0	0	0	-4	6	0	0	0	5	0.0
22	Eric O'Dell	C	4	0	0	0	-2	0	0	0	0	5	0.0
21	Michael Kostka	D	4	0	0	0	3	0	0	0	0	3	0.0
2	Jared Cowen	D	6	0	0	0	-1	4	0	0	0	7	0.0
	TEAM TOTALS		8	27	52	79	2	106	5	1	3	209	12.9
	OPPONENT TOTALS		8	28	45	73	-2	88	8	2	5	293	9.6

#	GOALTENDERS	GP	MINS	AVG	W	L	OT	EN	SO	GA	SA	SV%
29	Matt O'Connor*	3	121	2.98	2	0	1	0	0	6	72	.917
41	Craig Anderson	4	177	3.05	1	1	0	1	0	9	109	.917
30	Andrew Hammond	3	123	3.90	0	2	1	0	0	8	67	.881
32	Chris Driedger*	2	58	4.14	0	0	0	0	0	4	44	.909
	TEAM TOTALS	8	483	3.48	3	3	2	1	0	28	293	.904

(* = rookie)

2015-16 BINGHAMTON SENATORS GAME-BY-GAME SUMMARY

#	DATE	TEAM	W/L/O	Record	GF-GA	BNG Scorers	W Goal	PP	PK	SF-SA	W-L Gtldr	Attend.
1	Oct. 10	Albany	W	1-0-0-0	4-1	16p, 12, 22, 12	12	1-4	5-6	32-33	33 - 40	4,163
2	Oct. 17	@ Syracuse	L	1-1-0-0	1-2	15	7	0-5	5-5	28-26	29 - 50	5,960
3	Oct. 20	@ St. John's	W*	2-1-1-0	5-4	16s, 12, 9p, 11, 3	3	1-2	2-3	37-28	33 - 34	5,515
4	Oct. 21	@ St. John's	L	2-2-0-0	2-3	12, 17	9	0-4	1-1	42-21	29 - 31	5,233
5	Oct. 24	Toronto	W	3-2-0-0	5-1	9, 22, 12, 15, 15	22	0-3	3-3	36-27	33 - 40	3,641
6	Oct. 25	@ Albany	L	3-3-0-0	1-4	9p	25	1-6	6-10	24-38	29 - 40	2,025
7	Oct. 28	@ W-B/Scranton	L	3-4-0-0	3-4	7, 15p, 15	9	2-4	2-2	29-31	33 - 35	3,764
8	Oct. 30	Utica	L	3-5-0-0	5-7	23, 43, 22, 43p, 23	22	1-5	5-7	32-29	29 - 35	3,160
9	Nov. 6	@ Rochester	L	3-6-0-0	1-3	14	39	0-3	2-3	28-28	33 - 31	8,568
10	Nov. 7	Toronto	L	3-7-0-0	1-6	43	2	0-5	6-7	35-42	29 - 40	3,876
11	Nov. 8	@ Lehigh Valley	W	4-7-0-0	4-1	12p, 45, 22, 45p	45	2-4	3-4	27-32	33 - 30	8,065
12	Nov. 11	Lehigh Valley	L	4-8-0-0	3-6	15, 16, 17	25	0-2	2-3	33-31	33 - 41	2,725
13	Nov. 13	@ Syracuse	O*	4-8-1-0	3-4	19, 23, 10s	7	0-1	1-3	36-22	29 - 32	5,576
14	Nov. 14	Springfield	L	4-9-1-0	3-4	17, 17s, 15	14	0-4	3-6	33-34	33 - 1	4,017
15	Nov. 20	W-B/Scranton	W	5-9-1-0	3-1	21p, 15, 22	15	1-6	6-6	31-41	33 - 30	4,683
16	Nov. 22	@ Toronto	L	5-10-1-0	4-6	16, 12, 3p, 43	18	1-3	5-6	35-40	33 - 1	5,783
17	Nov. 25	W-B/Scranton	O*	5-10-2-0	3-4	12p, 15p, 43	51	2-2	5-5	21-41	29 - 30	3,153
18	Nov. 27	@ Albany	L	5-11-2-0	0-4	-	19	0-4	5-6	6-32	29 - 40	2,903
19	Nov. 28	Rochester	L	5-12-2-0	5-6	45, 9, 22, 7p, 10	19	1-2	2-3	34-23	29 - 1	3,822
20	Dec. 4	@ Syracuse	L	5-13-2-0	1-5	9	10	0-6	5-6	29-29	29 - 50	5,021
21	Dec. 5	St. John's	W	6-13-2-0	4-1	9, 43, 17, 9	43	0-2	3-3	30-28	29 - 34	3,604
22	Dec. 11	@ Springfield	L	6-14-2-0	3-4	8, 45, 17	21	0-1	2-3	32-28	30 - 1	3,298
23	Dec. 12	@ Hershey	L	6-15-2-0	3-5	16, 12, 10	21	0-3	7-8	32-32	30 - 35	8,002
24	Dec. 16	Toronto	L	6-16-2-0	2-3	17, 15	11	0-2	0-3	22-32	29 - 1	2,608
25	Dec. 18	@ Syracuse	L	6-17-2-0	0-4	-	23	0-3	3-5	27-31	33 - 88	4,797
26	Dec. 19	Lehigh Valley	W	7-17-2-0	2-1	43, 13	13	0-3	3-3	32-23	29 - 30	3,831
27	Dec. 26	Hartford	W	8-17-2-0	4-2	28, 12p, 15p, 12p	15	3-5	2-3	24-26	29 - 45	4,432
28	Dec. 27	@ Hershey	W	9-17-2-0	5-3	13, 9p, 10, 9, 16	9	1-3	2-2	23-31	33 - 30	9,613
29	Dec. 29	Lehigh Valley	W**	10-17-2-0	2-1	9	9	0-3	4-5	41-39	29 - 41	3,647
30	Dec. 31	St. John's	W	11-17-2-0	3-2	10, 12, 23	23	1-2	2-2	34-33	33 - 31	4,145
31	Jan. 2	@ Hershey	O*	11-17-3-0	5-6	39s, 9, 11, 10, 43	17	0-2	2-2	33-32	33 - 31	9,209
32	Jan. 5	@ W-B/Scranton	L	11-18-3-0	1-4	9	24	0-3	4-4	33-28	33 - 30	3,592
33	Jan. 8	Utica	W	12-18-3-0	6-3	15s, 45, 28, 39, 8, 21p	39	1-2	5-5	25-30	33 - 35	3,014
34	Jan. 9	Rochester	L	12-19-3-0	1-2	10	43	0-3	3-5	38-24	33 - 31	4,653
35	Jan. 10	@ Lehigh Valley	W	13-19-3-0	2-1	12, 13	13	0-4	5-5	20-30	35 - 41	8,440
36	Jan. 13	Syracuse	W*	14-19-3-0	4-3	9, 13p, 10, 43	43	1-2	5-5	35-34	35 - 50	3,082
37	Jan. 15	@ Rochester	W	15-19-3-0	4-0	13, 22, 43p, 12p	13	2-3	7-7	25-33	35 - 30	6,473
38	Jan. 16	Rochester	L	15-20-3-0	1-2	45p	34	1-3	1-3	23-30	35 - 31	4,036
39	Jan. 22	Hershey	L	15-21-3-0	0-4	-	6	0-2	4-4	30-31	33 - 31	3,196
40	Jan. 23	Syracuse	L	15-22-3-0	2-3	15p, 21	20	1-4	3-3	23-23	33 - 32	4,614
41	Jan. 27	@ Lehigh Valley	L	15-23-3-0	3-6	43, 12p, 12p	25	2-6	6-8	33-31	29 - 41	7,160
42	Jan. 29	@ Rochester	W	16-23-3-0	5-2	21p, 28, 15, 8, 17	15	1-2	4-5	28-34	33 - 31	7,990
43	Jan. 30	@ Toronto	W*	17-23-3-0	6-5	22, 43p, 12p, 15s, 16, 23	23	2-6	4-5	29-37	33 - 40	7,212
44	Feb. 5	Hershey	L	17-24-3-0	2-6	13, 8	23	0-2	0-0	27-22	29 - 31	3,643
45	Feb. 6	Rochester	L	17-25-3-0	0-4	-	11	0-2	4-6	23-37	33 - 31	4,398
46	Feb. 7	@ Hershey	L	17-26-3-0	1-6	7p	5	1-3	7-11	18-30	29 - 31	10,849
47	Feb. 10	@ Lehigh Valley	L	17-27-3-0	2-7	40, 10	4	0-5	4-7	22-33	33 - 30	6,960
48	Feb. 12	@ Utica	L	17-28-3-0	2-5	15, 17	27	0-6	6-8	29-33	29 - 35	3,860
49	Feb. 13	Syracuse^	W	18-28-3-0	2-0	8p, 10s	8	1-5	4-4	28-21	33 - 88	7,262
50	Feb. 19	St. John's	W	19-28-3-0	2-1	7, 25	25	0-2	4-4	24-31	33 - 31	3,825
51	Feb. 20	St. John's	W	20-28-3-0	4-1	25, 12p, 3, 10	12	1-4	4-4	24-28	33 - 32	4,292
52	Feb. 21	@ Hartford	W	21-28-3-0	6-2	15, 45p, 10, 24, 20, 11	10	1-2	4-5	30-38	29 - 45	4,379
53	Feb. 24	@ Toronto	L	21-29-3-0	1-3	11	11	0-4	1-1	23-26	29 - 40	7,851
54	Feb. 26	@ Syracuse	L	21-30-3-0	2-3	19, 10	10	0-4	1-1	31-24	29 - 88	5,210
55	Feb. 28	Syracuse	O**	21-30-3-1	4-5	9p, 2, 9, 21	22x	1-4	6-8	32-36	33 - 32	4,546
56	March 4	Hershey	L	21-31-3-1	1-3	26p	23	1-3	3-3	23-21	29 - 31	3,548
57	March 5	Lehigh Valley	W	22-31-3-1	3-1	5s, 18, 17	18	0-2	4-4	27-35	29 - 41	3,431
58	March 8	@ St. John's	L	22-32-3-1	2-4	18, 28	40	0-3	1-2	26-41	29 - 32	5,175
59	March 9	@ St. John's	W	23-32-3-1	4-1	36, 45, 20, 20	45	0-3	3-3	29-23	29 - 31	5,055
60	March 11	Albany	O*	23-32-4-1	2-3	18p, 36	20	1-4	5-5	25-27	33 - 41	3,438
61	March 13	@ Rochester	W	24-32-4-1	6-1	26, 25, 17p, 36, 6p, 27	25	2-3	2-2	32-31	33 - 31	5,102
62	March 18	Syracuse	W*	25-32-4-1	4-3	25, 20, 28, 8	8	0-3	6-7	24-37	29 - 32	3,416
63	March 19	Rochester	W	26-32-4-1	5-3	26p, 6, 11s, 26, 27	26	1-6	2-4	31-35	33 - 30	3,819
64	March 20	@ Utica	W**	27-32-4-1	3-2	20, 26	25	0-3	5-7	19-48	29 - 35	3,860
65	March 23	@ W-B/Scranton	L	27-33-4-1	0-5	-	17	0-2	2-4	20-36	33 - 35	4,125
66	March 25	W-B/Scranton	O*	27-33-5-1	2-3	36p, 25p	21	2-5	2-4	19-34	29 - 35	3,143
67	March 26	Utica	L	27-34-5-1	1-5	22	15	0-3	4-4	36-25	29 - 35	3,544
68	April 1	Albany	O*	27-34-6-1	1-2	17p	13	1-4	3-3	26-33	33 - 31	3,172
69	April 2	Utica	L	27-35-6-1	1-4	5	16	0-4	2-4	27-35	29 - 32	3,019
70	April 3	@ Albany	L	27-36-6-1	0-3	-	5	0-4	4-4	19-42	33 - 31	3,384
71	April 6	@ Utica	L	27-37-6-1	2-4	18p, 18p	8	2-4	7-8	23-52	29 - 32	3,860
72	April 8	@ Rochester	W	28-37-6-1	3-1	19, 6, 37	6	0-3	2-2	26-39	33 - 30	5,833
73	April 9	Albany	W	29-37-6-1	2-1	17p, 25p	25	2-3	2-2	20-37	29 - 40	4,118
74	April 13	@ Albany	L	29-38-6-1	1-2	24	9	0-4	7-7	24-41	33 - 31	2,553
75	April 15	Hershey	W	30-38-6-1	4-2	17, 9, 20, 26	20	0-4	6-6	30-22	29 - 31	4,136
76	April 17	@ Utica	W	31-38-6-1	4-2	20, 9, 25, 17	25	0-1	3-3	29-40	33 - 35	3,860

(* = overtime, ** = shootout, x = game-deciding goal, p = power play, s = shorthanded, ^ = played in Ottawa, ^^ = played in Toronto)

2015-16 BINGHAMTON SENATORS REGULAR SEASON STATISTICS

#	SKATERS	POS	GP	G	A	P	+/-	PIM	PPG	SHG	GW	OT	S	%
15	Cole Schneider	RW	54	17	25	42	-8	32	5	3	3	0	153	11.1
12	Eric O'Dell	C	50	18	19	37	-13	41	10	0	2	0	100	18.0
43	Ryan Dzingel	C	44	12	24	36	-5	22	3	0	2	1	110	10.9
9	Matt Puempel	LW	34	17	13	30	-1	15	4	0	1	0	104	16.3
17	Max McCormick	LW	57	15	15	30	1	143	3	1	0	0	121	12.4
21	Michael Kostka	D	50	5	24	29	3	20	3	0	0	0	124	4.0
10	Buddy Robinson	RW	62	13	10	23	-2	66	0	2	1	0	105	12.4
26	Phil Varone	C	21	6	17	23	2	8	2	0	1	0	56	10.7
18	Jason Akeson	RW	21	5	17	22	-4	0	3	0	1	0	57	8.8
23	Tobias Lindberg	LW	34	5	17	22	10	8	0	0	2	1	67	7.5
25	Casey Bailey	RW	30	7	14	21	2	10	2	0	4	0	76	9.2
22	David Dziurzynski	LW	43	8	12	20	-4	73	0	0	1	0	53	15.1
8	Kyle Flanagan	C	44	6	14	20	0	16	1	0	2	1	46	13.0
13	Nick Paul	C	45	6	11	17	-4	10	1	0	3	0	77	7.8
45	Zack Stortini	RW	66	8	8	16	-14	182	3	0	2	0	72	11.1
14	Patrick Mullen	D	36	1	15	16	-5	18	0	1	0	0	41	2.4
20	Ryan Rupert	C	30	7	6	13	-3	35	0	0	1	0	31	22.6
16	Colin Greening	LW	41	7	6	13	-9	52	1	1	0	0	89	7.9
28	Guillaume Lepine	D	69	4	9	13	0	115	0	0	0	0	76	5.3
7	Chris Carlisle	D	65	4	8	12	-1	26	2	0	0	0	70	5.7
6	Jerome Leduc	D	22	4	6	10	-2	6	1	0	1	0	34	11.8
3	Fredrik Claesson	D	55	3	7	10	-5	50	1	0	1	1	64	4.7
11	Travis Ewanyk	C	66	5	4	9	-6	110	0	1	0	0	88	5.7
36	Michael Keranen	LW	21	4	3	7	-8	13	1	0	0	0	35	11.4
19	Danny Hobbs	LW	50	3	4	7	-5	22	0	0	0	0	55	5.5
5	Mark Fraser	D	60	2	5	7	-5	136	0	1	0	0	51	3.9
24	Ben Harpur	D	47	2	4	6	-9	34	0	0	0	0	33	6.1
39	Ryan Penny	LW	24	2	3	5	-3	8	0	1	1	0	30	6.7
40	Conor Allen	D	17	1	4	5	-10	10	0	0	0	0	10	10.0
27	Mike Borkowski	C	12	2	1	3	-2	2	0	0	0	0	14	14.3
14	Daultan Leveille	C	5	1	1	2	1	2	0	0	0	0	6	16.7
4	Michael Sdao	D	17	0	2	2	4	23	0	0	0	0	14	0.0
20	Darian Dziurzynski	LW	3	1	0	1	2	0	0	0	0	0	8	12.5
37	Nick Tuzzolino	D	27	1	0	1	-6	14	0	0	0	0	26	3.8
27	Alex Guptill	LW	3	0	1	1	-2	4	0	0	0	0	6	0.0
14	Andrew Miller	LW	2	0	0	0	0	0	0	0	0	0	1	0.0
23	Kevin Morris	RW	2	0	0	0	0	0	0	0	0	0	2	0.0
26	Vincent Dunn	LW	3	0	0	0	-2	4	0	0	0	0	1	0.0
2	Troy Rutkowski	D	3	0	0	0	-2	0	0	0	0	0	5	0.0
40	Nathan Todd	C	7	0	0	0	-1	2	0	0	0	0	5	0.0
2	Nicholas Trecapelli	D	7	0	0	0	-2	4	0	0	0	0	1	0.0
25	Alex Wideman	RW	7	0	0	0	-4	2	0	0	0	0	3	0.0
4	Kevin Tansey	D	11	0	0	0	-1	9	0	0	0	0	4	0.0

#	GOALTENDERS	GP	W	L	OT	SA	GA	GAA	SV	SV%	EN	A	SO
33	Chris Driedger	39	18	15	4	1,188	105	2.83	1,083	.912	4	2	1
29	Matt O'Connor	34	10	20	3	1,011	106	3.31	905	.895	5	0	0
35	Scott Greenham	6	3	1	0	152	11	2.19	141	.928	0	0	1
30	Andrew Hammond	2	0	2	0	59	8	4.05	51	.864	1	0	0

2015-16 SENATORS REGULAR SEASON GAME SUMMARIES

Oct. 8, 3-1 win at Buffalo: Turriss' two goals matched a career high while Anderson made 26 saves to improve to 10-0-0 over his last 10 starts against the Sabres in a 3-1 season-opening victory at First Niagara Center. The team's top line of Hoffman (two assists), Stone (two assists) and Turriss (two goals) combined to contribute six points, which included Turriss' first goal 30 seconds into the game and the team's fastest to start a season in franchise history. Lazar added an empty-net marker at 18:56 of the third period after Buffalo rookie Eichel cut the Ottawa lead in half at 9:11 of the final stanza with what was the first goal of his NHL career. Johnson took the loss in goal for the Sabres after making eight saves on nine shots in relief of former Senator Lehner (11 saves on 12 shots) who left the game with a lower body injury in the second period. The game was played before a sold-out crowd of 19,070. **Scratches:** Prince, Wideman; **Injuries:** Hammond, Phillips; **Shots:** OTT - 22, BUF - 27; **PP:** OTT - 0-0, BUF - 1-3.

Oct. 10, 5-4 SO win at Toronto: The Maple Leafs overcame deficits of 3-0 and 4-3, but Hoffman's first career shootout goal proved the difference and helped the Senators bring an end to a franchise-high six-game losing streak at Air Canada Centre. Karlsson matched a career high with three assists on a night that saw Ottawa score three power-play goals (Turriss, Chiasson, Michalek) in one period for the seventh time in team history and for the first time since 12/17/05. Stone also scored for the visitors while Lupul, Bozak and Holland replied for Toronto. Anderson made 37 saves to earn the win in goal while Reimer made 29 saves but took the loss for the home side. **Scratches:** Prince, Wideman; **Injuries:** Hammond, Phillips; **Shots:** OTT - 33, TOR - 41; **PP:** OTT - 3-6, TOR - 1-4.

Oct. 11, 3-1 loss vs. Montreal: Plekanec's two goals saw him move into a tie and then surpass former Canadiens' captain Bob Gainey on the team's all-time scoring list and helped Montreal improve to 3-0-0 on the season with a 3-1 win over the Senators at Canadian Tire Centre. Trailing 2-0 just prior to the game's midway point, Pageau helped Ottawa get to within one with his first goal of the season and the third shorthanded goal of his NHL career, but Mitchell restored the visitors' two-goal lead 5:41 into the third period and ultimately close the night's scoring. The contest featured two starting goaltenders who were making their respective NHL debuts in the same game for the first time since 10/14/67. Condon made 20 saves to earn his first victory for the Canadiens while O'Connor made 31 stops in taking the loss in goal for Ottawa. **Scratches:** Prince, Wideman; **Injuries:** Hammond, Phillips; **Shots:** OTT - 21, MTL - 34; **PP:** OTT - 0-4, MTL - 0-7.

Oct. 14, 7-3 win at Columbus: Karlsson established a new career high with four assists while Ottawa received goals from seven different players (Methot, Michalek, Turriss, Zibanejad, Pageau, Hoffman and Ryan) en route to a fourth consecutive victory at Nationwide Arena. The win also saw the Senators begin a season with three consecutive road wins for the first time since 2007-08. In addition to Karlsson, Ryan (one goal, two assists), Stone (two assists), Turriss (one goal, one assist) and Zibanejad (one goal, two assists) earned multi-point contests on a night that saw Saad, Jenner and Dubinsky score for the Blue Jackets. The 10 goals between the clubs matched a series high between the teams and were the most since a 6-4 Senators road win on 2/6/02. Anderson made 37 saves to record his third win in goal this season while Bobrovsky made 21 stops for Columbus. **Scratches:** Prince, Wideman; **Injuries:** Phillips; **Shots:** OTT - 28, CBJ - 40; **PP:** OTT - 1-3, CBJ - 1-4.

Oct. 15, 2-0 loss at Pittsburgh: Fleury made 22 saves to record his first shutout against Ottawa (in 27 games against the Senators) and the 39th whitewash of his career in a 2-0 Penguins win over the Senators at CONSOL Energy Center. After a scoreless opening frame, Malkin's first goal of the season 23 seconds into the middle stanza proved the eventual game winner. Sprong's first NHL goal 2:02 later provided the home side with a 2-0 lead and ultimately closed the night's scoring. Per the Elias Sports Bureau, Sprong became the fourth youngest player (18 years, 212 days) in Penguins history (Bodger, Crosby, Staal) to score his first NHL goal with the club. The shutout setback was Ottawa's first since 12/27/13 – a span of 129 games. Anderson made 34 stops in taking the loss in goal for the Senators. **Scratch:** Wideman; **Injuries:** MacArthur, Phillips; **Shots:** OTT - 22, PIT - 36; **PP:** OTT - 0-3, PIT - 0-3.

Oct. 17, 4-3 SO loss vs. Nashville: Neal scored twice before recording the game-deciding goal in the shootout to lift the Predators to a 4-3 win over the Senators at Canadian Tire Centre. Hoffman matched career highs with two goals and three points while Turriss did the same with two assists. Stone had the other goal for Ottawa while Nashville's Smith had the other goal for the visitors. Stone also contributed an assist for a multi-point evening while the Predators' Josi joined Neal as one of two Predators to register multi-point efforts in recording two assists for Nashville. Hutton made 38 saves to earn his first victory against Ottawa while Anderson turned aside 22 shots in a losing effort for the Senators. **Scratches:** None; **Injuries:** MacArthur, Methot (flu), Phillips; **Shots:** OTT - 41, NSH - 25; **PP:** OTT - 0-2, NSH - 2-6.

Oct. 22, 5-4 SO loss vs. New Jersey: Stempniak's second goal of the season at 19:28 of the third period helped the Devils recover from what had been a two-goal deficit while his game-deciding goal in the shootout saw New Jersey earn a shootout win on the road for the first time since 12/13/11 in a 5-4 visitors triumph. The Senators rebounded from two one-goal deficits courtesy the first shorthanded marker of Zibanejad's career in addition to Smith's first goal since 10/28/14. Hoffman's fourth goal of the campaign at 2:24 of the third period provided Ottawa with its first lead while Neil's first marker of the season gave the Senators a 4-2 advantage at 6:38. Zajac and Tootoo scored first period goals for New Jersey while Henrique and Stempniak tallied inside the final six minutes of regulation to help the Devils force overtime. Cammalleri matched a career high with three assists, including one on each of New Jersey's two third period goals on a night that saw Neil become only the third player in Senators history to skate in a 900th game for the club. Schneider made 35 saves to earn his 100th NHL victory while Hammond turned aside 28 shots in taking the loss in goal for Ottawa. **Scratches:** None; **Injuries:** MacArthur, Methot, Phillips; **Shots:** OTT - 39, NJ - 32; **PP:** OTT - 1-5, NJ - 2-4.

Oct. 24, 4-1 loss vs. Arizona: Richardson's first goal as a Coyote at 14:31 of the third period stood as the game winner and helped Arizona bring an end to a four-game losing streak, primarily on the strength of Boedker's second career hat trick and a 35-save performance from Lindback, in a 4-1 victory over the Senators at Canadian Tire Centre. The win was only the Coyotes' fourth in their last 16 games against Ottawa. Ceci's first goal of the season late in the second period helped the Senators tie the game, but Arizona's three third period goals ultimately lifted the visitors to victory on a night that saw Vermette's consecutive games played streak end at 482 straight contests. Anderson made 22 saves in taking the loss in goal for Ottawa. **Scratches:** None; **Injuries:** Hoffman, MacArthur, Methot, Phillips; **Shots:** OTT - 36, ARI - 26; **PP:** OTT - 0-3, ARI - 0-2.

Oct. 28, 5-4 SO win vs. Calgary: The 10th shootout goal of Zibanejad's career was his fourth game-deciding marker and brought an end to a back-and-forth affair that saw Ottawa emerge with a 5-4 victory in a second consecutive home meeting against the Flames at Canadian Tire Centre. The contest featured four separate leads (two for each club) and one each in the shootout before Zibanejad's decisive marker. Smith, Ryan, Turriss and Pageau scored in regulation time for Ottawa while Hamilton, Colborne, Russel and Bennett replied for Calgary. Bennett's goal was the first of his NHL career. Colborne also had a shootout marker while the Senators also received one from Turriss. Anderson made 34 saves to earn the win in goal for Ottawa while Ortio stopped each of the six shots he faced, but ultimately took the loss after relieving an injured Hiller who made 14 saves on 18 shots for Calgary. **Scratch:** Wideman; **Injuries:** Hoffman, Lazar, MacArthur, Phillips; **Shots:** OTT - 23, CGY - 38; **PP:** OTT - 0-4, CGY - 1-4.

Oct. 30, 3-1 win at Detroit: The Senators scored once in each period en route to their fourth win over their last five attempts at Joe Louis Arena in what was a 3-1 triumph against the Red Wings in Detroit. Turriss' team-leading sixth goal of the campaign saw the visitors ahead 1-0 through 20 minutes before Puempel's first goal of the season increased the lead to two just past the game's midway point. Zetterberg helped the home side cut the deficit in half with the night's lone power-play marker at 17:00 of the middle stanza, but Ryan's empty net tally at 19:05 of the third period provided some insurance in the first half of the teams' home-and-home series on consecutive nights. The game-winning goal for Puempel was the first of his NHL career. Hammond made 29 saves to earn his first win of the season in goal for Ottawa while Howard turned aside 32 shots in taking the loss for the Red Wings. **Scratch:** Wideman; **Injuries:** Hoffman, Lazar, MacArthur, Phillips; **Shots:** OTT - 35, DET - 30; **PP:** OTT - 0-4, DET - 1-5.

Oct. 31, 5-3 loss vs. Detroit: Zetterberg earned his 500th assist and then his 800th point on the visitors' first two goals of the game to become only the seventh player in Red Wings history to reach the respective milestone and was also one of five Detroit players to register multi-point performances in a 5-3 Red Wings win in Ottawa. Detroit received goals from Tatar, Nyquist, Ericsson, Larkin and DeKeyser while Turriss, Stone and Ryan replied for the Senators. Turriss' goal was the 100th of his NHL career while Ryan's third period tally marked his 400th NHL point. The game-winning goal for Larkin was his first in the NHL. DeKeyser, Nyquist and Tatar each had one goal and one assist while Kronwall joined Zetterberg as the only other player with two assists. Stone recorded two points for the home side while Ottawa failed to win a third consecutive game against Detroit for what would have been the first time. Former Ottawa 67 Mrazek made 33 saves to earn his first career win against the Senators while Anderson (23 saves) was the losing netminder for Ottawa. **Scratch:** Wideman; **Injuries:** Hoffman, Lazar, MacArthur, Phillips; **Shots:** OTT - 36, DET - 28; **PP:** OTT - 0-3, DET - 2-3.

Nov. 3, 2-1 OT win at Montreal: Turriss scored in overtime for the third time in his NHL career to help bring an end to Montreal's five-game home winning streak to begin the season and Ottawa emerged with a 2-1 win over the Canadiens at Bell Centre. After a scoreless opening frame, the teams exchanged second period tallies as Pageau opened the night's scoring with his second shorthanded goal of the season (and his second against Montreal) at 3:16 before Weise's power-play goal tied the game just under three minutes later. Weise's seventh goal of the season saw him move into a tie for the Canadiens' lead in goals. Hoffman earned the lone assist on Turriss' overtime winner 34 seconds into the extra session while Anderson made 36 saves to become the second goaltender in franchise history to register 100 victories for the club. Condon made 25 saves to fall to 4-1-0 on the season and suffer his first loss in the NHL. **Scratches:** Stone (suspension), Wideman; **Injuries:** MacArthur, Phillips; **Shots:** OTT - 27, MTL - 37; **PP:** OTT - 0-1, MTL - 2-3.

Nov. 5, 3-2 SO win vs. Winnipeg: The Jets recovered from a 2-0 deficit, but the Senators converted on each of their three shootout attempts to ultimately earn a 3-2 victory over Winnipeg at Canadian Tire Centre. Ceci's second goal of the season was the only goal of the opening frame while Ryan's fifth of the campaign helped Ottawa increase its lead to two at 12:04 of the middle stanza. Winnipeg began its comeback when Ladd helped Winnipeg cut the deficit in half at 17:19 before Byfuglien notched the equalizer 26 seconds into the third period. Ryan (who notched his team-high fourth shootout goal of the season), Turriss (who tallied the game-deciding marker) and Zibanejad scored in the shootout for Ottawa while Winnipeg's Wheeler was the only Jet to beat Anderson who made a season-high 38 saves to register the win in goal for the Senators. Hutchinson made 28 saves in taking the loss for the visitors. **Scratches:** Stone (suspension), Wideman; **Injuries:** MacArthur, Phillips; **Shots:** OTT - 31, WPG - 40; **PP:** OTT - 0-3, WPG - 0-2.

Nov. 7, 3-2 OT loss at Carolina: Jordan Staal earned the lone assist on Skinner's game-tying goal with 3.3 seconds to play in regulation time for his 100th point as a Hurricane before tallying the overtime winner at 2:51 of the extra session to help Carolina improve to 12-0-2 over its last 14 home games against the Senators in what was a 3-2 Hurricanes win over Ottawa at PNC Arena. Faulk's team-leading fifth goal of the season opened the night's scoring at 4:21 of the middle frame before Chiasson helped Ottawa tie the game seven minutes later. The Senators took their only lead courtesy Wideman's first NHL goal at 15:59 before Skinner scored the only goal of the third period in the stanza's waning seconds. Ward made 19 saves to earn the win in goal for Carolina while Hammond made a career-high 43 saves in taking the hard-luck loss for the Senators. **Scratch:** Smith; **Injuries:** Ceci, MacArthur, Phillips; **Shots:** OTT - 21, CAR - 46; **PP:** OTT - 1-2, CAR - 1-3.

Nov. 10, 7-5 loss at Nashville: The Predators received goals from seven different players, four of which were scored by defencemen, for the first time in franchise history, en route to a 7-5 win over the Senators at Bridgestone Arena. The 12 goals between the clubs marked a new high in the all-time series, surpassing the previous high of 11 that has been reached twice. Weber, Josi, Ekholm and Jackman tallied markers from Nashville's back end, while the goal for Jackman was his first as a Predator and stood as the game-winner. The two defencemen who did not score (Ellis and Jones) each contributed two assists while Bourque, Sissons (who was recalled from AHL Milwaukee earlier in the day) and Watson (who had a game-high three points) had the other markers for Nashville. Smith matched a career high with two goals (including a shorthanded tally) while Karlsson and Lazar also scored for Ottawa. Ryan contributed two assists for the visitors. Rinne made 21 saves to earn the win in goal for the Predators while Anderson made 31 saves in taking the loss for the Senators. **Scratches:** Puempel, Wideman; **Injuries:** MacArthur, Phillips; **Shots:** OTT - 26, NSH - 38; **PP:** OTT - 2-3, NSH - 1-3.

Nov. 12, 3-2 win vs. Vancouver: Wideman scored on home ice for the first time, Hoffman matched a career high with two assists and B.C. native Hammond (33 saves) earned the victory while making his first appearance against the team for which he grew up cheering in a 3-2 Ottawa win over the Canucks at Canadian Tire Centre. Baertschi's second goal of the season provided the visitors with a 1-0 lead at 7:48 of the opening frame, but Ryan's sixth marker helped Ottawa tie the game just over five minutes later. Karlsson's second goal in two games gave the Senators a lead they would not relinquish 14 minutes into the middle stanza before Wideman's second tally in his last two games provided some much needed insurance with 1:55 to play in regulation time. Edler's power-play goal at 19:36 of the third period helped get the Canucks to within one, but the goal ultimately closed the night's scoring in what was a third consecutive one-goal game between the clubs. Miller made 22 saves in taking the loss in goal for Vancouver. **Scratches:** Prince, Wiercioch; **Injuries:** MacArthur, Phillips; **Shots:** OTT - 25, VAN - 35; **PP:** OTT - 2-4, VAN - 1-3.

Nov. 14, 2-1 SO loss vs. N.Y. Rangers: Boyle notched the third game-deciding goal of his career in the third round of the shootout to help the Rangers earn their eighth consecutive victory and a 2-1 win over the Senators at Canadian Tire Centre. The teams exchanged power-play markers inside of the game's opening seven minutes with Kreider and Karlsson each scoring their third goals of the season at 2:31 and 6:33 respectively. The goal for Karlsson was his third in his last three games. Ryan provided the Senators with a lead through the shootout's opening round, but Lundqvist then turned aside both Turriss and Zibanejad in addition to making 22 saves on the afternoon to earn the win in goal for New York. Anderson made 33 saves in losing effort for Ottawa. Zuccarello scored the visitors' other shootout goal. **Scratch:** Prince; **Injuries:** Cowen, MacArthur, Phillips; **Shots:** OTT - 23, NYR - 34; **PP:** OTT - 1-3, NYR - 1-2.

Nov. 16, 4-3 OT loss vs. Detroit: Tatar's fifth goal of the season at 2:04 of the extra session was the first overtime winner of his NHL career and lifted the Red Wings to a 4-3 win over the Senators at Canadian Tire Centre. The Detroit victory marked the team's seventh in their last eight attempts in Ottawa. The Senators recovered from two two-goal deficits, including what was a 3-1 Detroit third period lead. Hoffman scored once an earned an assist on Ryan's equalizer with less than three minutes to play in regulation time for Ottawa's lone multi-point effort. Wideman scored the Senators' other goal, which was the 5,000th in franchise history. Detroit received markers from Larkin, Nyquist and Sheahan ahead of Tatar's overtime winner while Green contributed two assists for the visitors. Howard made 22 saves to earn the win in goal for the Red Wings while Anderson made 33 stops in taking the loss for Ottawa. **Scratch:** Prince; **Injuries:** Cowen, Hammond, MacArthur, Phillips; **Shots:** OTT - 25, DET - 37; **PP:** OTT - 1-2, DET - 0-2.

Nov. 19, 2-0 win vs. Columbus: Karlsson scored twice for the ninth time in his NHL career and upped his point total to seven (two goals, five assists) over his first two games of the season against the Blue Jackets in a 3-0 Ottawa win over Columbus at Canadian Tire Centre. The game remained scoreless past the halfway point, but Karlsson scored his fourth and fifth goals of the campaign at 16:24 and 18:15 respectively to provide the Senators with a two-goal advantage through 40 minutes. Ryan earned an assist on Karlsson's second goal to stretch his point streak to seven consecutive games, which matched his NHL career high (fourth occasion but his first with Ottawa). Turriss closed the night's scoring with an empty net marker at 19:18 of the third period. Anderson made 25 saves to earn the win in goal and recorded his 30th career shutout while McElhinney turned aside 26 shots in a losing effort for the Blue Jackets. **Scratches:** Cowen, Prince; **Injuries:** Hammond, MacArthur, Phillips; **Shots:** OTT - 29, CBJ - 25; **PP:** OTT - 1-5, CBJ - 0-3.

Nov. 21, 4-0 win vs. Philadelphia: Anderson stopped each of the 36 shots he faced to register his second consecutive shutout victory while the Senators received goals from four different players en route to a 4-0 win over the Flyers at Canadian Tire Centre. The win was Ottawa's third consecutive against Philadelphia, one shy of the team's high in the all-time series. Zibanejad, Hoffman, Michalek and Turriss notched markers for the home side while Ryan earned two assists and established a new personal career high in stretching his point streak to eight games. Hoffman also earned a multi-point night for the home side while Ceci established a personal best with seven blocked shots. Mason made 27 saves in taking the loss in goal for the Flyers. **Scratch:** Prince; **Injuries:** Hammond, MacArthur, Phillips, Wiercioch; **Shots:** OTT - 31, PHI - 36; **PP:** OTT - 0-3, PHI - 0-4.

Nov. 24, 7-4 win at Dallas: Pageau scored twice for the first time in his NHL career and also established a new personal best with three points in helping the Senators to a 7-4 victory over the Stars and their first win in Dallas since 2007. Stone's three points (one goal, two assists) and Hoffman (two goals) also matched respective career highs as Dallas' five-game winning streak came to a close. The Stars also suffered a defeat to the Senators for the first time since 12/20/08 – a span of seven consecutive victories. Jamie Benn (two goals, one assist) contributed three points for Dallas, which also received goals from Sharp and Seguin. Ryan and Michalek had the other goals for the Senators. Anderson made 33 saves to earn the win in goal for Ottawa while Niemi (11 saves on 16 shots, loss) and Lehtonen (two saves on three shots) split time in goal for the Stars. **Scratches:** Greening, Kostka; **Injuries:** Hammond, MacArthur, Phillips, Wiercioch; **Shots:** OTT - 20, DAL - 37; **PP:** OTT - 1-3, DAL - 0-2.

Nov. 25, 5-3 win at Colorado: Prince scored the first two goals of his NHL career before registering an assist to also establish a new personal single-game high with three points in a first star performance of what was a 5-3 Senators win over the Avalanche at Pepsi Center. The win was Ottawa's first in Denver in almost 10 years. Smith matched a career high with two points (one goal, one assist), including the game-winning marker, while Turris tallied his team-leading 11th goal of the season and Zibanejad scored his second shorthanded goal of the campaign to pace the visitors. Landeskog and MacKinnon each contributed one goal and one assist for Colorado and Wagner also scored his first NHL goal for the Avalanche. Anderson made a season-high 40 saves in earning the win in goal for Ottawa. Varlamov made 12 saves on 15 shots before giving way to Berra who stopped 12 of 13 shots, but ultimately took the loss in goal for the home side. **Scratches:** Greening, Kostka; **Injuries:** Hammond, MacArthur, Phillips, Wiercioch; **Shots:** OTT - 29, COL - 43; **PP:** OTT - 0-1, COL - 1-6.

Nov. 28, 4-3 loss at Arizona: Boedker became the first player in Jets/Coyotes franchise history to record two hat-tricks against the same opponent in one season (while he also represented the Senators first individual opponent to do so against the club) as he led Arizona to its fourth consecutive home victory via a 4-3 win over Ottawa at Gila River Arena. Jeffrey's first goal as a Coyote accounted for the home side's other goal. Hoffman matched a career high in scoring twice in one game for the seventh time in his career (and for the second time in five days) while Stone also scored for the visitors. His brother, Michael, had two assists for the Coyotes as did former Senator Vermette who also had a multi-point effort for Arizona. Karlsson tallied two assists for Ottawa to extend his consecutive game point streak to a career-high nine contests. Lindback made 35 saves to earn his second win of the season against Ottawa while Anderson turned aside 15 shots in taking the loss in goal for the Senators. **Scratches:** Greening, Kostka, Wiercioch; **Injuries:** Hammond, MacArthur, Phillips; **Shots:** OTT - 38, ARI - 19; **PP:** OTT - 1-3, ARI - 0-2.

Dec. 1, 4-2 loss vs. Philadelphia: Couturier recorded three points (one goal, two assists) in one game for the first time this season and for the third time in his NHL career to help lift the Flyers to a 4-2 victory over Ottawa at Canadian Tire Centre and a third consecutive win. Philadelphia also received a multi-point effort from Simmonds (one goal, one assist), which included the game-winning goal. Gostisbehere tallied his fourth goal of the campaign to open the night's scoring while Medvedev became the oldest player to score his first NHL goal since New Jersey's John Gruden did so in 2003 per the Elias Sports Bureau. Smith and Hoffman scored for the Senators on a night that Philadelphia never trailed. Mason made 23 saves to earn the win in goal for the Flyers while Anderson turned aside 28 shots in a losing effort for Ottawa. **Scratches:** Greening, Wiercioch; **Injuries:** Hammond, MacArthur, Phillips; **Shots:** OTT - 25, PHI - 33; **PP:** OTT - 0-2, PHI - 0-4.

Dec. 3, 4-3 OT win vs. Chicago: Hoffman scored twice in one game for the third time in 10 days and his team-leading 13th goal of the season 30 seconds into the extra session served as the night's winner in a 4-3 Senators victory over the Blackhawks at Canadian Tire Centre. Hoffman also earned an assist on a first period goal by Ryan while the night saw him record three points in one contest for the fourth time in his career. Stone had the other marker for the home side while Karlsson contributed a game-high three assists. Kane and Panarin both scored once and earned two assists respectively for Chicago while Anisimov also recorded a multi-point effort with one goal and one assist. Kane's 16th goal of the season saw him extend his career-high point streak to 21 games and tie the Blackhawks franchise record that was established in 1971-72 by Bobby Hull. Anderson made 35 saves to earn the win in goal for Ottawa while Crawford turned aside 23 shots in taking the loss for the visitors. **Scratches:** None; **Injuries:** Hammond, MacArthur, Michalek, Phillips, Zibanejad; **Shots:** OTT - 27, CHI - 38; **PP:** OTT - 2-4, CHI - 1-3.

Dec. 5, 3-2 OT win vs. N.Y. Islanders: The Senators took their only lead of the night when Karlsson scored the second overtime winner of his career at 3:34 of the extra session to lift Ottawa to a 3-2 win over the Islanders at Canadian Tire Centre. New York led 2-0 on the strength of goals from Martin and Bailey, but Ottawa began its comeback when Stone notched his seventh goal of the campaign at 8:58 of the final frame. Hoffman's team-leading 14th goal of the season at 19:23 tied the contest before Karlsson notched his 17th career game-winning goal. Karlsson also earned two assists for a three-point evening and the contest's lone multi-point effort. Anderson made 29 saves to earn his 12th win of the season while Halak made 26 saves in taking the loss in goal for the Islanders. **Scratch:** Wiercioch; **Injuries:** Hammond, MacArthur, Michalek, Phillips; **Shots:** OTT - 31, NYI - 29; **PP:** OTT - 0-3, NYI - 1-1.

Dec. 6, 4-1 loss at N.Y. Rangers: Brassard scored twice while McDonagh recorded a game-high three points (one goal, two assists) to help the Rangers to a 4-1 victory at Madison Square Garden and their first regulation win over the Senators on home ice since 10/3/09. The sell-out crowd of 18,006 was the 200th consecutive at MSG (regular season and playoffs). New York led 2-0 through one period, but Methot's second goal of the season cut the deficit in half at 6:01 of the middle stanza on a goal that saw Dziurzynski earn the first assist of his NHL career. The Rangers scored the only two markers of the final frame, including Fast's fourth of the campaign into an empty net at 18:29 that sealed the Blueshirts win. The loss snapped Ottawa's run with at least one point in the Big Apple at nine consecutive games (8-0-1). Lundqvist made 23 saves to earn the win in goal for the Rangers while Anderson made 27 stops in defeat. **Scratch:** Wiercioch; **Injuries:** Hammond, MacArthur, Michalek, Phillips; **Shots:** OTT - 24, NYR - 31; **PP:** OTT - 0-2, NYR - 2-2.

Dec. 8, 4-2 win at Florida: Stone matched a career high with three assists while the Senators received goals from four different scorers en route to recording at least one win in South Florida for a 20th consecutive season and a 4-2 come-from-behind victory over the Panthers at BB&T Center. Shaw's first NHL goal provided the home side with a 1-0 lead through 20 minutes, but Zack Smith's seventh goal of the season tied the game 48 seconds into the middle stanza. Reilly Smith's seventh of the campaign restored Florida's lead before the second period was out, but Ottawa tallied three third period goals courtesy of Turris, Hoffman and Pageau into an empty net to secure the win. Anderson made 25 saves to record the 12th victory of his career against the Panthers, which is tied for his most (Buffalo, Winnipeg) against any NHL club, while Luongo turned aside 19 shots in taking the loss in goal for Florida. **Scratch:** Prince; **Injuries:** Hammond, MacArthur, Michalek, Phillips; **Shots:** OTT - 23, FLA - 27; **PP:** OTT - 2-5, FLA - 0-4.

Dec. 10, 4-1 loss at Tampa Bay: Kucherov scored twice to get to within one point of 100 for his NHL career while leading the Lightning to a 4-1 win over the Senators and Tampa Bay's sixth win over its last eight attempts against Ottawa at Amalie Arena. Tampa Bay opened the scoring when Kucherov tallied his ninth goal of the campaign in the midst of a five-on-three advantage at 19:52 of the first period. After a scoreless middle stanza, Filppula helped the home side increase its lead to two only 25 seconds into the third period. Kucherov's second marker saw the Lightning ahead 3-0 at 8:33 before Ceci's third goal of the season at 12:06 broke the shutout bid. The two-goal game for Kucherov was his second in six days. Brown closed the night's scoring with an empty net marker at 19:46. Bishop made 30 saves to earn the win in goal for Tampa Bay and to improve to 7-0-3 against his former club while Anderson made 26 stops in a losing effort for Ottawa. **Scratch:** Prince; **Injuries:** Hammond, MacArthur, Michalek, Phillips; **Shots:** OTT - 31, TB - 30; **PP:** OTT - 0-3, TB - 1-3.

Dec. 12, 3-1 loss at Montreal: The Canadiens took a 2-0 lead to the first intermission on the strength of their most shots in one period (27) since 1977 en route to a 3-1 win over Ottawa at the Bell Centre. Montreal's victory saw the club snap a season-high four-game losing streak. Flynn's fourth goal of the season and Pacioretty's team-leading 14th marker on the campaign accounted for the Canadiens' opening period tallies. Montreal took a 3-0 lead courtesy Petry's fourth goal of the season at 5:48 of the middle stanza, but Pageau's eighth goal (and the fifth of his career against Montreal) cut the deficit to two at 11:24. The Senators would not get any closer on a night that saw Tokarski make 25 saves to earn his first win of the season. Anderson turned aside 28 shots (including a career high in one period -- 25) while ultimately taking the loss in goal for Ottawa before giving way to Driedger who stopped each of the 11 shots he faced in his second NHL appearance. **Scratch:** Prince; **Injuries:** Hammond, MacArthur, Michalek, Phillips; **Shots:** OTT - 26, MTL - 42; **PP:** OTT - 0-2, MTL - 0-4.

Dec. 14, 5-3 win vs. Los Angeles: Hoffman (two goals, one assist) and Zibanejad (one goal, two assists) each contributed three points to lead the Senators to a 5-3 win over Los Angeles at Canadian Tire Centre and a second consecutive victory against the Kings for only the second time in franchise history. McBain propelled the visitors to a 1-0 lead through the opening 20 minutes, but Ottawa responded with four consecutive goals in the middle frame courtesy of Hoffman's team-leading 16th and 17th markers of the season and single tallies from Turriss and Karlsson. Stone earned the 100th point of his NHL career with an assist on Turriss' goal. Former Ottawa 67 Toffoli helped the Kings cut the deficit in half with the night's only power-play goal at 17:47 of the middle frame while Muzzin's fourth goal of the season saw Los Angeles get to within a 4-3 score with 10 minutes to play. Zibanejad's fifth goal of the season closed the night's scoring just over two minutes later. Anderson made 33 saves to earn his second career win in goal against the Kings while Quick turned aside 16 shots in taking the loss for the visitors. **Scratch:** Prince; **Injuries:** MacArthur, Michalek, Phillips; **Shots:** OTT - 21, LA - 36; **PP:** OTT - 0-4, LA - 1-3.

Dec. 16, 2-1 loss at Washington: Holtby made 26 saves in a first star performance and extended his point streak to 13 games (12-0-1) while also becoming the first NHL goaltender to reach 20 victories this season in a 2-1 Capitals win over Ottawa at Verizon Center. The game was played before a 285th consecutive sellout crowd in D.C. Latta (one goal, one assist) matched a career high in recording two points in one game for the second time in his career while Carlson's sixth goal of the season 5:43 into the middle stanza proved to be the ninth game-winning goal of his career. Ryan helped Ottawa cut the deficit in half with his 10th goal of the season with just over four minutes to play, but his marker ultimately closed the night's scoring. Hammond, who was playing his first game since Nov. 12, made 23 saves in taking the loss in goal for the Senators. **Scratch:** Prince; **Injuries:** MacArthur, Michalek, Phillips; **Shots:** OTT - 27, WSH - 25; **PP:** OTT - 1-3, WSH - 0-2.

Dec. 18, 4-2 win vs. San Jose: Ryan registered two points (one goal, one assist) while the Senators received markers from four different players en route to a 4-2 win over San Jose at Canadian Tire Centre. The victory was Ottawa's third consecutive over the Sharks, which established a new high for the club in the teams' all-time series. San Jose opened and closed the night's scoring courtesy of goals from Thornton at 29 seconds of the middle stanza and Burns with just less than two-and-a-half minutes to play. Burns also earned an assist to account for the night's only other multi-point effort. Pageau, Wideman and Karlsson also scored for the Senators on a night that saw Anderson turn aside 31 shots to earn the win in goal for Ottawa. The victory was his 15th of the season, which enabled him to surpass last season's total. Stalock also made 31 stops, but took the loss in goal for the Sharks. **Scratch:** Cowen; **Injuries:** MacArthur, Michalek, Phillips; **Shots:** OTT - 35, SJ - 33; **PP:** OTT - 0-3, SJ - 1-4.

Dec. 20, 5-2 loss at Tampa Bay: Stamkos scored twice while Killorn (one goal, one assist), Kucherov (two assists) and Namestnikov (two assists) also contributed multi-point efforts to help the Lightning extend their home point streak to nine games (7-0-2) against Ottawa via a 5-2 win over the Senators at Amalie Arena. Smith's shorthanded tally 4:20 into the opening frame provided Ottawa with an early lead, but Tampa Bay responded with three consecutive goals courtesy of Nesterov and Angelidis' respective first goals of the season and Stamkos' first of the night, which propelled the home side to a 3-1 advantage less than three minutes into the middle stanza. Karlsson's ninth of the campaign got the Senators to within one before the second period was out, but Killorn and Stamkos each tallied empty-net markers in the game's waning stages. Bishop made 23 saves to earn his 14th win of the season and the eighth of his career against the Senators. Hammond turned aside 30 shots in losing in regulation time on two consecutive occasions for the first time in his NHL career. **Scratch:** Cowen; **Injuries:** MacArthur, Michalek, Phillips; **Shots:** OTT - 25, TB - 35; **PP:** OTT - 0-5, TB - 2-3.

Dec. 22, 2-1 SO loss at Florida: Pirri and Barkov scored the only two goals of the shootout to lift the Panthers to a 2-1 win over the Senators at BB&T Center. The victory was Florida's fifth consecutive that matched the club's season-high. Knight helped the home side to a 1-0 lead 9:14 into the middle stanza when he notched his first goal of the season and the second of his NHL career. Stone's power-play goal, and his eighth marker of the season, 91 seconds into the final frame tied the contest. Karlsson earned the primary assist to extend his consecutive game point streak to five. Luongo made 15 saves in addition to turning aside Zibanejad and Turriss' shootout attempts to earn his 14th win of the season in goal for the Panthers. Anderson stopped all but one of the 40 shots he faced in a losing effort for Ottawa. **Scratches:** None; **Injuries:** Ceci, MacArthur, Michalek, Phillips, Ryan; **Shots:** OTT - 16, FLA - 40; **PP:** OTT - 1-2, FLA - 0-5.

Dec. 27, 3-1 win vs. Boston: Stone matched a career high by scoring twice in one game for the third time in his career while the Senators also received multi-point efforts from Karlsson (two assists) and Turriss (two assists) en route to a 3-1 win over the Bruins at Canadian Tire Centre. Turriss' two helpers also saw him match a career best while Ryan's assist on Zibanejad's eventual game-winning goal saw him extend his home point streak to 15 contests to tie former Senator Heatley's all-time franchise best. The game-winner for Zibanejad was his third such goal of the season. Krejci scored Boston's lone goal to move into a tie for the Bruins' scoring lead. Anderson made 38 saves to earn the win in goal for Ottawa while Rask turned aside 19 shots in taking the loss for Boston. **Scratches:** None; **Injuries:** Ceci, Lazar, MacArthur, Michalek, Phillips; **Shots:** OTT - 22, BOS - 39; **PP:** OTT - 1-2, BOS - 0-2.

Dec. 29, 7-3 loss at Boston: Hayes recorded the first hat trick of his NHL career while the Bruins also received multi-goal efforts from Bergeron and Beleskey to earn a split of their home-and-home series with Ottawa via a 7-3 win over the Senators at TD Garden. The Boston victory marked the first game that three Bruins had multi-goal performances since 12/28/01. Neil scored once and added an assist for the Senators who also received goals from Zibanejad and Hoffman. Prince recorded two assists to match a career high while Boston saw Eriksson, Krug and Spooner do the same. Rask made 29 saves to earn the win in goal for the Bruins while Anderson made 30 saves in taking the loss for Ottawa. **Scratches:** None; **Injuries:** Ceci, Lazar, MacArthur, Michalek, Phillips; **Shots:** OTT - 32, BOS - 37; **PP:** OTT - 0-4, BOS - 3-7.

Dec. 30, 3-0 loss vs. New Jersey: Cammalleri scored twice in what was a first star performance and Schneider stopped each of the 36 shots he faced to record his 16th win of the season and the 20th shutout of his NHL career in a 3-0 Devils win in Ottawa. The victory was New Jersey's second of the season in the nation's capital, which marked the third time in club history that the team had won both of its road games against the Senators. After Cammalleri scored twice in the opening frame (including once on the power play) the game remained without a goal until Stempniak's empty net tally at 19:44 of the third period. Zajac earned the night's only assist (on Cammalleri's second goal). The contest also marked the 267th consecutive for New Jersey defenceman Greene who moved into sole possession of the seventh-longest games played stretch in Devils franchise history. Hammond made 18 saves in taking the loss in goal for Ottawa. **Scratches:** Cowen, Dziurzynski, Kostka; **Injuries:** Ceci, MacArthur, Michalek, Phillips; **Shots:** OTT - 36, NJ - 21; **PP:** OTT - 0-4, NJ - 1-4.

Jan. 3, 3-0 loss at Chicago: Crawford turned aside each of the 26 shots he faced to record his sixth shutout of the season and helped the Blackhawks earn a split of their season series with Ottawa via a 3-0 victory over the Senators at United Center. The shutout win represented respective league and career highs for Crawford who was appearing in the 300th game of his career (all of which have occurred with Chicago). Keith's seventh goal of the season at 8:13 of the middle stanza opened the night's scoring before Anisimov helped the Blackhawks increase their lead to two at 6:01 of the final frame. Desjardins tallied into empty net at 19:12 and became the only player to earn a multi-point evening in doing so. The game-winning goal for Keith was the 12th of his career, which moved him into a tie for 35th place among all-time Blackhawks on a night that also saw Anderson make 27 saves in taking the loss in goal for the Senators. **Scratches:** Cowen, Dziurzynski; **Injuries:** Ceci, MacArthur, Michalek, Phillips; **Shots:** OTT - 26, CHI - 30; **PP:** OTT - 0-2, CHI - 0-1

Jan. 4, 3-2 OT win at St. Louis: Ryan's second goal of the game was the third overtime winner of his NHL career and provided the Senators with their only lead of the evening in what was a 3-2 win over the Blues at Scottrade Center. The victory marked the third time over the last three seasons that Ottawa recovered from a third period deficit to earn a win in St. Louis. The Blues led 2-0 in the waning stages of the second period courtesy of goals from Brouwer and Shattenkirk before the visitors mounted their comeback. Hoffman's team-leading 19th goal of the season pulled the Senators to within one at 18:46 before Ryan notched the game-tying goal at 5:01 of the final frame. Ryan, who also earned an assist on Hoffman's goal, closed the night's scoring with his 13th goal of the season 2:33 into the extra session. Ryan's three-point effort, including the 200th goal of his career, saw him increase his point total to 30 (17 goals, 13 assists) over 23 career games against the Blues. Hammond made 36 saves to earn the win in goal for the Senators while former Senator Elliott turned aside 29 shots in taking the loss for St. Louis. **Scratches:** Cowen, Dziurzynski; **Injuries:** Ceci, MacArthur, Michalek, Phillips; **Shots:** OTT - 32, STL - 38; **PP:** OTT - 2-3, STL - 1-3.

Jan. 7, 3-2 loss vs. Florida: Three Panthers scored their respective 12th goals of the season to lift the visitors to a franchise record 11th consecutive win and a 3-2 victory over the Senators at Canadian Tire Centre. The win also marked the Panthers' fifth consecutive on the road, which matched a franchise high. Smith and Trochek scored at 12:01 and 12:09 of the first period respectively to provide Florida with a 2-0 lead through the opening 20 minutes. The two goals in eight seconds were the fastest two surrendered in Senators history. McCormick's first NHL goal at 5:38 of the middle stanza cut the lead in half, but the Panthers rebounded courtesy of Barkov's eventual game winner at 7:30 of the final frame. Michalek's sixth goal of the campaign closed the night's scoring with just over 10 minutes to play. Luongo made 30 saves in establishing a new career high with his ninth consecutive win in goal for Florida. Anderson stopped 13 shots in taking the loss for the Senators. **Scratches:** Chiasson, Cowen, Wideman; **Injuries:** MacArthur, Phillips; **Shots:** OTT - 32, FLA - 16; **PP:** OTT - 0-4, FLA - 0-4.

Jan. 9, 2-1 OT win vs. Boston: Stone's 11th goal of the season at 4:22 of the extra session provided the difference and helped the Senators to a 2-1 win over Boston at Canadian Tire Centre. The overtime winner was the third of his career and saw him move into a tie (Hossa, Phillips, Spezza, Turriss) for third place among all-time Senators. Zibanejad's eighth goal of the campaign opened the night's scoring at 13:28 of the first period before Boston's Pastrnak tallied his third goal of the season to even the score 28 seconds into the middle stanza. Karlsson earned an assist on both goals for the night's lone multi-point effort on a night that saw Anderson make 33 saves to record the 199th win of his NHL career. Rask turned aside 38 shots in a losing effort for the visitors. The game was the 900th NHL contest for Bruins head coach Claude Julien. **Scratches:** Chiasson, Cowen, Wideman; **Injuries:** MacArthur, Phillips; **Shots:** OTT - 40, BOS - 34; **PP:** OTT - 0-2, BOS - 0-1.

Jan. 10, 7-1 loss at Washington: Ovechkin scored twice while Backstrom and Chimera each contributed three assists to lead the Capitals to a 7-1 win over Ottawa and a ninth consecutive victory at Verizon Center. Ovechkin's first goal of the night, which provided Washington with a 5-1 lead at 16:19 of the middle stanza, was the 500th of his NHL career and saw him become the first Russian-born player to attain the milestone. He also became the fourth youngest player (Gretzky, Bossy, Lemieux) and the fifth fastest (Gretzky, Lemieux, Bossy, Brett Hull) to achieve the feat on a night that he was appearing in his 801st NHL contest. Williams, Oshie (whose goal stood as the game-winner), Sill (who recorded his first goal as a Capital), Orlov and Wilson also scored for Washington. Hoffman's team-leading 20th goal of the season marked the lone reply for the Senators. Grubauer made 32 saves to earn the win in goal for the home side while Hammond turned aside 29 shots in a losing effort for Ottawa. **Scratches:** Chiasson, Cowen, Wideman; **Injuries:** MacArthur, Phillips; **Shots:** OTT - 33, WSH - 36; **PP:** OTT - 0-4, WSH - 2-3.

Jan. 13, 4-1 loss at Anaheim: Theodore's first NHL goal at 15:05 of the third period broke a 1-1 tie and proved to be the night's difference maker in an eventual 4-1 Anaheim win over Ottawa at Honda Center. The goal also represented the first point of Theodore's NHL career. Cogliano, Hagelin and Silfverberg contributed their respective fourth goals of the season for the Ducks while Lazar's unassisted goal late in the middle stanza served as Ottawa's lone marker. Hagelin and Silfverberg also earned one assist each to account for the night's two multi-point efforts. Hagelin's goal was his first at home as a member of the Ducks. Andersen made 24 saves to register the win in goal for Anaheim while Anderson turned aside 34 shots in a losing effort for the visitors. The game marked the second Andersen vs. Anderson contest in both team's histories with both having seen the Ducks prevail. **Scratches:** Chiasson, Claesson, Cowen; **Injuries:** MacArthur, Phillips; **Shots:** OTT - 25, ANA - 38; **PP:** OTT - 0-2, ANA - 1-3.

Jan. 16, 5-3 win at Los Angeles: Trailing 3-1 with less than 12 minutes to play, the Senators rebounded by scoring four unanswered goals en route to earning a 5-3 win over the Kings and a second consecutive victory at STAPLES Center for the first time in franchise history. Carter's 100th goal as a King provided the home side with a 1-0 advantage just ahead of the first intermission while Lecavalier's first goal with Los Angeles doubled the King lead at 7:48 of the middle stanza. Chiasson's third goal of the season cut the deficit in half at 11:34. Toffoli's team-leading 21st goal of the season restored the Los Angeles lead early in the final frame, but Ryan, Pageau and Zibanejad (who's goal at 13:10 of the third stood as his fourth game-winning goal of the season) enabled the comeback by scoring in a span of just over five minutes. Borowiecki notched an empty net marker at 19:46 to ultimately solidify the Senators first two-game regular-season series sweep of the Kings. Anderson made 30 saves in becoming the 79th goaltender in NHL history to earn 200 wins for his career while Quick turned aside 18 shots in taking the loss in goal for Los Angeles. **Scratches:** Cowen, McCormick, Wideman; **Injuries:** MacArthur, Phillips; **Shots:** OTT - 23, LA - 33; **PP:** OTT - 1-4, LA - 1-3.

Jan. 18, 4-3 SO win at San Jose: Zibanejad scored the only goal of the shootout to lift the Senators to a second consecutive regular-season series sweep of the Sharks via a 4-3 victory at SAP Center. Ottawa led 2-0 courtesy of a first period marker from McCormick and Ryan's power-play goal at 4:08 of the middle stanza, but Hertl's eighth goal of the season eight seconds later cut the visitors' lead in half. The marker matched a Senators franchise record for length of time between an Ottawa goal and an opponent's reply. Former Ottawa 67 Couture's second goal of the season helped the Sharks tie the game at 2:47 of the third period before San Jose took its only lead when Nieto notched his sixth goal of the season at 7:54. Smith's conversion on the first penalty shot attempt of his career at 14:29 saw the Senators ultimately force an extra session and led to Zibanejad's third game-deciding goal of the campaign. Anderson made 32 saves to earn the win in goal for Ottawa while Stalock turned aside 14 shots in taking the loss for San Jose. **Scratches:** Cowen, Prince; **Injuries:** MacArthur, Methot, Phillips; **Shots:** OTT - 17, SJ - 35; **PP:** OTT - 1-1, SJ - 0-2.

Jan. 21, 6-3 loss at New Jersey: The line of Blandisi (one goal, two assists), Zajac (one goal, three assists) and Palmieri (two goals, one assist) combined for 10 points in the opening frame to propel the Devils to a 5-0 lead through 20 minutes and an eventual regular-season series sweep of the Senators with a 6-3 win over Ottawa at Prudential Center. The first period included Blandisi's first NHL goal, what stood as a game-winner for Zajac and Palmieri's team-leading and career-high 20th marker of the campaign. Stempniak also added an unassisted tally before the first period was out. Ottawa attempted a comeback by scoring three consecutive goals as Zibanejad, Hoffman and Ceci helped bring the visitors to within two with less than three minutes to play, but Henrique tallied into an empty net at 19:42 to close the night's scoring. Schneider made 29 saves to earn his 21st win of the season in goal for New Jersey. Anderson allowed four goals on seven shots in ultimately taking the loss for Ottawa before giving way to Hammond who turned aside 11 of 12 Devils' shots in a relief effort. **Scratch:** Puempel; **Injuries:** MacArthur, Methot, Phillips, Turris; **Shots:** OTT - 32, NJ - 20; **PP:** OTT - 1-4, NJ - 2-2.

Jan. 22, 5-2 loss vs. N.Y. Islanders: New York scored three times in a span of just over 11 minutes to break a 2-2 third period tie en route to a 5-2 win over the Senators at Canadian Tire Centre. The Islanders led 1-0 through 20 minutes courtesy of Leddy's power-play marker 3:49 into the contest, but Ottawa rebounded to take a 2-1 lead via goals from Ryan and Karlsson inside of the opening 11 minutes of the middle stanza. Clutterbuck notched his 10th goal of the season 19 seconds after Karlsson's goal to tie the game before Hamonic, Tavares and Okposo scored the only three goals of the third period to lift the visitors to a third win in their last four outings. Hamonic's assist on Tavares' 16th goal of the season was the 100th of his NHL career. Halak made 28 saves to earn the win in goal for New York while Hammond turned aside 29 shots in a losing effort for the Senators. **Scratch:** Chiasson; **Injuries:** MacArthur, Methot, Phillips, Turris; **Shots:** OTT - 30, NYI - 34; **PP:** OTT - 0-2, NYI - 1-4.

Jan. 24, 3-0 win vs. N.Y. Rangers: After what was almost two full periods of scoreless hockey, Ryan's 17th goal of the season at 19:40 of the middle stanza eventually stood as the game-winning goal, his ninth such marker with the Senators, in Ottawa's 3-0 win over the Rangers at Canadian Tire Centre. Hoffman earned an assist on Ryan's goal before providing the Senators with some insurance when he notched his team-leading 22nd goal of the campaign 2:40 into the third period. Pageau tallied his NHL-leading fifth shorthanded goal of the season into an empty net at 17:38 to close the afternoon's scoring. The shorthanded goal was the seventh of Pageau's career, which moved him into a tie for sixth (Z. Smith, Van Allen) among all-time Senators. Anderson made 35 saves to record his third shutout and 20th victory of the season while Lundqvist made 30 stops in a losing effort for New York. **Scratches:** None; **Injuries:** MacArthur, Methot, Michalek, Phillips, Turris; **Shots:** OTT - 33, NYR - 35; **PP:** OTT - 0-2, NYR - 0-3.

Jan. 26, 3-2 loss vs. Buffalo: Eichel's two goals helped Buffalo recover from two separate one-goal deficits and earn a 3-2 win over the Senators at Canadian Tire Centre. The Sabres victory brought an end to Ottawa's six-game home winning streak against Buffalo while the regulation loss for the Senators was their first at home against the Sabres since Oct. 8, 2010. Eichel's two-goal performance was the third of his rookie campaign while his game-winning goal at 1:08 of the final stanza was also his third such marker. Karlsson and Kane exchanged first period markers with their respective 11th goals of the season before Ryan helped Ottawa regain a lead with his 18th goal at 10:03 of the middle stanza. Buffalo tied the game when Eichel scored at 13:48. The Sabres took their first lead when Eichel tallied his 16th goal of the campaign 68 seconds into the third period. Lehner made 34 saves, including 22 in the third period, to register his first win as a Sabre and while making his return to Ottawa. Anderson turned aside 19 shots in taking the loss in goal for the Senators. **Scratches:** None; **Injuries:** MacArthur, Methot, Michalek, Phillips, Turriss; **Shots:** OTT - 36, BUF - 22; **PP:** OTT - 0-2, BUF - 1-2.

Feb. 2, 6-5 loss at Pittsburgh: Crosby's three goals and four points powered the Penguins to a 6-5 win over Ottawa at CONSOL Energy Center. His natural hat trick was the second of his career while the three-goal effort was his ninth in the NHL. Crosby also established a new career high in scoring at least one goal in an eighth consecutive home game. The Senators received markers from five different players including Dziurzynski's first of the season, Ceci and Wideman's fifth respectively and Pageau and Stone's respective 12th markers of the campaign. Smith earned two assists for the second time in his career for Ottawa while Pittsburgh also received goals from Cullen, Letang and Kunitz. Malkin contributed two assists for the home side on a night that saw Fleury make 18 saves to earn the win in goal for the Penguins. Anderson turned aside 38 shots in a losing effort for the visitors. **Scratch:** Methot; **Injuries:** MacArthur, Michalek, Phillips, Turriss; **Shots:** OTT - 23, PIT - 44; **PP:** OTT - 0-1, PIT - 2-5.

Feb. 4, 7-2 loss vs. Edmonton: The Oilers received two goals from Eberle, including the game-winner, while Edmonton saw 15 different players register at least one point in one game for the first time since 1996 en route to a 7-2 win over the Senators at Canadian Tire Centre. The contest marked the first time (over a span of 36 meetings) that the Oilers scored at least six goals in one game against Ottawa. McDavid recorded two assists in making his first NHL visit to the nation's capital while the Oilers also received goals from Fayne, Kassian, Sekera, Draisaitl and Davidson. In addition to McDavid, Korpikoski and Pouliot also earned two assists each. Hoffman tallied his team-high 23rd goal of the campaign for the Senators while Stone scored for the 13th time this season. Karlsson earned two assists on a night that saw Talbot turn aside 36 shots to record the win in goal for the Oilers. Anderson surrendered three goals on 10 shots in ultimately taking the loss for Ottawa while Hammond made 14 saves on 18 shots in a relief effort. **Scratch:** Cowen; **Injuries:** MacArthur, Michalek, Phillips, Turriss; **Shots:** OTT - 38, EDM - 28; **PP:** OTT - 1-4, EDM - 3-3.

Feb. 6, 6-1 win vs. Toronto: Lazar scored twice for the first time in his NHL career while Karlsson matched a career best with four assists and the Senators earned a second win in as many attempts this season against their provincial rivals with a 6-1 victory over the Maple Leafs at Canadian Tire Centre. Ottawa also received goals from Smith, Zibanejad (who tallied his fifth game-winning marker of the season), Ryan and Stone en route to a 6-0 advantage before Parenteau scored for Toronto at 3:25 of the final stanza. The goal closed the night's scoring on an evening that saw Smith and Stone also contribute respective multi-point efforts for the home side. Karlsson earned a plus-five rating for the third time in his career and for the first time since 3/26/12 at Winnipeg. Anderson made 26 saves to earn the win in goal for the Senators. Reimer surrendered three goals on eight shots in ultimately taking the loss for the Maple Leafs before Bernier stopped 14 shots in a relief effort. **Scratches:** Cowen, Paul; **Injuries:** Dziurzynski, MacArthur, Michalek, Phillips; **Shots:** OTT - 25, TOR - 27; **PP:** OTT - 0-3, TOR - 0-4.

Feb. 8, 5-1 win vs. Tampa Bay: Pageau (one goal, two assists) and Stone (two goals, one assist) each contributed three points while Prince's first goal on home ice turned out to be the first game-winning goal of his NHL career in what was a 5-1 Senators win over Tampa Bay at Canadian Tire Centre. The victory was Ottawa's seventh at home over the Lightning in the team's last nine attempts. Smith opened the night's scoring for the second consecutive game while Brown scored the visitors' only goal. The multi-assist effort for Pageau was the first of his career while his three points matched his season (and career) high. Stone's three points also matched his career high on a night that saw Anderson make 31 saves to earn the win in goal for Ottawa. Vasilevskiy made 24 stops in taking the loss for Tampa Bay. **Scratches:** Cowen, Paul; **Injuries:** Dziurzynski, MacArthur, Michalek, Phillips; **Shots:** OTT - 29, TB - 32; **PP:** OTT - 1-6, TB - 0-3.

Feb. 10, 3-1 loss at Detroit: Zetterberg's 10th goal of the season 2:01 into the third period proved to be the night's winner in a 3-1 Detroit victory over Ottawa at Joe Louis Arena. The game-winning marker for Zetterberg was the 61st of his NHL career, which moved him to within two of tying Brendan Shanahan for third place among all-time Red Wings. DeKeyser opened the night's scoring at 3:03 of the first period before Zetterberg increased the home side's lead to two in the early stages of the final frame. Datsyuk earned the 592nd assist of his career on Zetterberg's goal, which saw him move past former Senator Sergei Gonchar into sole possession of fourth place among all-time Russian-born NHL players. Smith scored the Senators' first goal of the game for the third consecutive contest at 17:36 to help Ottawa cut its deficit in half, but Helm scored into an empty net at 18:49 to close the night's scoring. Mrazek made 22 saves to earn his 21st win of the season in goal for Detroit. Anderson turned aside 26 shots in taking the loss for Ottawa. **Scratches:** Paul, Wiercioch; **Injuries:** Dziurzynski, MacArthur, Phillips; **Shots:** OTT - 23, DET - 28; **PP:** OTT - 1-7, DET - 0-2.

Feb. 11, 4-3 loss vs. Colorado: Iginla scored twice and earned an assist on the game-winning goal prior to being recognized as the game's first star in Colorado's 4-3 win over the Senators at Canadian Tire Centre. In addition to Iginla's two power-play goals, MacKinnon also scored with the man-advantage as the Avalanche earned a season-series split with Ottawa. Stone and Hoffman recorded power-play goals of their own while Karlsson and Phaneuf each earned two assists respectively. Comeau's empty net goal at 18:56 of the third period proved to be the game-winner before Neil's third marker of the season brought Ottawa to within one at 19:34. Varlamov made 26 saves to earn the win in goal for Colorado on a night that the Avalanche never trailed. Hammond turned aside 23 shots in a losing effort for the Senators. **Scratch:** Wideman; **Injuries:** Dziurzynski, MacArthur, Phillips; **Shots:** OTT - 29, COL - 27; **PP:** OTT - 2-4, COL - 3-4.

Feb. 13, 4-2 loss at Columbus: Jenner (two goals), Atkinson (one goal, one assist) and Jones (two assists) each contributed multi-point evenings to help Columbus bring an end to its four-game home losing streak against Ottawa with a 4-2 victory over the Senators at Nationwide Arena. The win also enabled the Blue Jackets to salvage one game in the season-series while the regulation time setback for Ottawa was its first in the Ohio capital since 1/30/09. Saad's 21st marker of the season at 14:25 of the third period proved to be the game-winning goal on a night that saw Ryan and Ceci reply for the visitors. Ryan's goal was his 20th of the campaign and a plateau that he reached for the sixth time in his NHL career. Ceci's sixth goal of the season was a new NHL best while Zibanejad contributed an assist on each goal for the 10th multi-assist game of his NHL career. Korpisalo made 33 saves to earn the win in goal for Columbus while Anderson made 36 stops in taking the loss for the Senators. **Scratch:** Wiercioch; **Injuries:** Dziurzynski, MacArthur, Phillips; **Shots:** OTT - 35, CBJ - 40; **PP:** OTT - 1-3, CBJ - 0-2.

Feb. 16, 2-1 SO win vs. Buffalo: After the teams exchanged goals within the game's opening 7:10, Ryan and Turriss notched shootout markers to lift the Senators to a 2-1 win over the Sabres at Canadian Tire Centre. Moulson's fifth goal of the season 6:01 into the contest provided the visitors with an early lead, but Ottawa tied the game when Dzingel responded with the first goal of his NHL career 69 seconds later. In doing so, he became one of 23 players to have recorded exactly one goal for the club while also becoming the 212th player to do so in franchise history. The game remained scoreless for (just under) the 58 minutes that followed before Anderson turned aside Eichel and Moulson in the shootout while both Ottawa shooters converted to secure the home side's win. In addition to turning aside both shootout attempts, Anderson made 38 saves to register his 23rd win in goal of the season. Lehner made 25 saves in a losing effort for Buffalo. **Scratch:** Prince; **Injuries:** Borowiecki, Dziurzynski, MacArthur, Phillips; **Shots:** OTT - 26, BUF - 39; **PP:** OTT - 0-2, BUF - 0-2.

Feb. 18, 4-2 win vs. Carolina: Ceci notched what turned out to be the third game-winning goal of his NHL career in the early stages of the third period before the Senators held on to earn a 4-2 win over the Hurricanes at Canadian Tire Centre. Carolina recovered from two separate one-goal deficits, but could not obtain a third period equalizer as Ottawa brought an end to the visitors' two-game winning streak in the nation's capital. Chiasson opened the scoring with a goal that saw Paul register the first point of his NHL career 7:36 into the contest. Jordan Staal's 14th marker of the season tied the game at 19:37 before the Senators regained the lead courtesy of Smith's 13th goal of the season 5:39 into the middle stanza. Nash helped the visitors tie the game with a power-play marker at 18:17 while Ceci's seventh on the campaign helped the home side to a lead it would not relinquish. Stone added an empty net tally at 19:59 to close the scoring on a night that saw Anderson make 30 saves to earn his 24th win in goal of the season. Lack turned aside 18 shots in taking the loss for Carolina. **Scratch:** Prince; **Injuries:** Borowiecki, Dziurzynski, MacArthur, Phillips; **Shots:** OTT - 22, CAR - 32; **PP:** OTT - 0-4, CAR - 1-2.

Feb. 20, 3-2 SO win vs. Detroit: The Senators took their only lead of the night when Turriss scored the only goal of the shootout to lift Ottawa to a 3-2 win over the Red Wings at Canadian Tire Centre. After a scoreless opening frame, Athanasiou scored his second goal of the season at 10:46 of the middle stanza to provide the visitors a lead. Smith matched his NHL career high when he notched his 14th marker of the campaign to tie the game exactly one minute later. Detroit restored its lead when Richards tallied the visitors' second unassisted marker of the evening at 17:52, but Phaneuf scored his first goal as a Senator with 3:51 to play to help the home side force the extra session. Anderson made 29 saves in addition to turning aside each of the Red Wings' three shootout attempts to earn the win in goal for Ottawa. Mrazek turned aside 25 shots and one of two shootout attempts in taking the loss for Detroit. **Scratches:** Prince, Wideman; **Injuries:** Dziurzynski, MacArthur, Phillips; **Shots:** OTT - 27, DET - 31; **PP:** OTT - 0-2, DET - 0-2.

Feb. 23, 4-1 win at Edmonton: Smith's power-play goal at 5:53 of the second period turned out to be the ninth game-winning marker of his NHL career and saw him establish a new high for goals in one season (15). He also matched his high for points in one game (11th time) in a first star effort to help the Senators to a 4-1 win over the Oilers in the team's final visit to Rexall Place. Paul's first NHL goal opened the night's scoring 12:50 into the contest before Smith's goal increased the visitors' lead to two in the early stages of the middle stanza. Eberle's 19th goal of the season allowed Edmonton to cut the deficit in half before the middle frame was out, but Chiasson and Stone scored the only two goals of the third period to ultimately secure Ottawa's seventh win in its last eight outings in the Alberta capital. Anderson made 31 saves to earn the win in goal for the Senators while Talbot turned aside 21 shots in a losing effort for the Oilers. **Scratches:** Prince, Wiercioch; **Injuries:** MacArthur, Phillips; **Shots:** OTT - 25, EDM - 32; **PP:** OTT - 1-2, EDM - 0-3.

Feb. 25, 5-3 loss at Vancouver: Trailing 3-2 through 40 minutes, the Canucks scored three third period goals to earn a 5-3 win over the Senators and a seventh consecutive victory against Ottawa at Rogers Arena. Bartkowski and Etem both scored twice while Virtanen's fifth goal of the season at 10:59 of the third period proved to be the first game-winning goal (and also enabled him record the first multi-point game) of his NHL career. Bartkowski also earned an assist to register the first three-point game of his NHL career while the multi-point effort was his third and his second against the Senators. Hoffman, Stone and Ryan scored for the visitors while Pageau and Phaneuf each contributed two assists respectively. Miller made 27 saves to record the win in goal for Vancouver while Anderson turned aside 31 shots in taking the loss for the visitors. **Scratches:** Prince, Wiercioch; **Injuries:** MacArthur, Phillips; **Shots:** OTT - 30, VAN - 36; **PP:** OTT - 0-3, VAN - 1-3.

Feb. 27, 6-4 win at Calgary: Trailing 4-2 through two periods, the Senators scored four unanswered goals to earn a 6-4 win over the Flames at Scotiabank Saddledome. Colborne and Monahan scored 42 seconds apart to provide the home side with a 2-0 lead only 7:06 into the contest, but Smith's career-high 16th goal of the season (which was the 100th point of his NHL career) cut the deficit in half ahead of the first intermission. Gaudreau's first of two goals at 10:23 of the middle stanza saw the Flames restore their lead, but Paul's second NHL goal brought Ottawa to within one at 14:24. Gaudreau then matched his career high when he scored his 24th goal of the season at 19:37, but Zibanejad's first career hat-trick set a new franchise record for the fastest three goals by one player (2:38) and provided the Senators with a lead they would not relinquish by the 8:48 mark of the final frame. Stone matched a single game career high with his third assist of the evening when Pageau scored into an empty net with 60 seconds to play. Anderson made 34 saves to record his 27th win in goal of the season while Ortio turned aside 20 shots in taking the loss for Calgary. The contest also saw Hoffman earn two assists to also reach 100 points for his NHL career. **Scratches:** Prince, Wiercioch; **Injuries:** MacArthur, Phillips; **Shots:** OTT - 26, CGY - 38; **PP:** OTT - 1-3, CGY - 1-3.

March 1, 4-3 SO loss vs. St. Louis: Berglund scored the only goal of the shootout, in its 11th round, to lift the Blues to a 4-3 win over the Senators at Canadian Tire Centre. St. Louis led 3-1 through two periods courtesy of multi-point efforts from Schwartz (one goal, two assists) and Shattenkirk (two assists) in addition to Jaskin's fourth and Tarasenko's 30th respective goals of the season. The Senators responded to tie the game when Pageau scored twice to match a single game career-high in the final stanza. His first goal saw him reach 30 points in one season for the first time in his career while his second was the equalizer with 0.1 seconds to play. Dzingel notched the other goal for Ottawa. Allen made 40 saves (the second most of his NHL career) to earn his 20th win of the season in goal for the Blues. Anderson made 28 stops (on 31 shots) before leaving due to injury and was replaced by Hammond who turned aside each of the 17 shots he faced and 10 of 11 shootout attempts in ultimately taking the hard-luck loss in goal for the Senators. **Scratches:** Wiercioch; **Injuries:** MacArthur, Phillips, Turris; **Shots:** OTT - 43, STL - 48; **PP:** OTT - 1-3, STL - 2-4.

March 3, 4-1 loss vs. Tampa Bay: The Lightning received goals from four different players en route to matching a franchise record in winning for an eighth consecutive occasion with a 4-1 victory over the Senators at Canadian Tire Centre. After a scoreless opening frame, Tampa Bay scored twice in the middle stanza courtesy of markers from Paquette and Palat. Methot helped Ottawa cut the deficit in half when he scored his third goal of the season 5:24 into the third period but Kucherov's unassisted tally at 18:14 of the third period restored the visitors' two-goal advantage. Stamkos' team-leading 29th goal of the campaign was scored into an empty net at 19:46 and closed the night's scoring. Bishop turned aside 33 shots in what was a first star performance to earn the win in goal for the Lightning. Hammond made 25 stops in taking the loss for the Senators. Tampa Bay's eight consecutive victories tied a record the club originally set from 2/23/04 to 3/6/04, the same year it ultimately won the Stanley Cup. **Scratches:** Puempel, Wiercioch; **Injuries:** Anderson, MacArthur, Phillips, Turris; **Shots:** OTT - 34, TB - 29; **PP:** OTT - 0-4, TB - 0-1.

March 5, 3-2 win at Toronto: Trailing 2-1 through two periods, the Senators scored the only two goals of the final frame to earn a 3-2 win over the Maple Leafs and their second victory in as many attempts this season at Air Canada Centre. The teams exchanged first period markers when Ryan helped the visitors open the scoring 6:06 into the contest before Nylander's first NHL goal tied the game at 9:27. Maple Leafs' newcomer Laich earned the lone assist on the goal after previously earning an assist on the final NHL goal of Michael Nylander's (William's father) career while a member of the Washington Capitals. Soshnikov's second goal of the season provided Toronto with a lead through two frames, but Methot helped Ottawa tie the game when he scored in a second consecutive contest for the first time in his career at 2:56 of the third period. Smith's career-high 17th goal of the season at 17:45 provided the Senators with the eventual margin of victory. Hammond made 41 saves to register the win in goal for Ottawa while Bernier turned aside 28 shots in taking the loss for Toronto. **Scratches:** Kostka, Puempel; **Injuries:** Anderson, Borowiecki, MacArthur, Phillips, Turris; **Shots:** OTT - 31, TOR - 43; **PP:** OTT - 0-1, TOR - 1-3.

March 6, 2-1 loss vs. Dallas: The Stars took their only lead when Roussel tallied his 11th goal of the season at 17:46 of the third period to ultimately lift Dallas to a 2-1 win over the Senators and a fourth consecutive victory in Ottawa dating to 11/24/10. After a scoreless opening frame, Smith's 18th goal of the season helped the home side to a 1-0 lead, but Spezza's first goal against his former club saw the visitors tie the contest at 14:05. Smith's marker saw him establish a new career high in recording at least one point in a fifth consecutive game while the Senators had been the only NHL club against that Spezza had yet to score (in three previous attempts). Russell earned his first point as a Star with an assist on Spezza's power-play goal. Roussel's eventual game-winning marker was the ninth of his career and closed the night's scoring. Lehtonen made 23 saves to earn the win in goal for Dallas while Hammond also turned aside 23 shots in a losing effort for the Senators. **Scratches:** Puempel, Wiercioch; **Injuries:** Anderson, Borowiecki, MacArthur, Phillips, Turris; **Shots:** OTT - 24, DAL - 25; **PP:** OTT - 0-3, DAL - 1-2.

March 8, 4-3 SO loss at Carolina: After scoring with 3.3 seconds to play in the teams' previous meeting in Raleigh this season, Skinner provided the late heroics once again by notching the equalizer with only 0.3 seconds to play to force overtime and help Carolina to an eventual 4-3 shootout win over the Senators at PNC Arena. Skinner's last-second goal was his second marker of the game and saw him reach the 25-goal plateau for the third time in his NHL career. The visitors led 2-0 through 20 minutes following goals from Stone and Dzingel before the Hurricanes rallied to tie the contest by the 6:24 mark of the middle stanza. After Skinner's first of the night at 1:48, McClement notched a shorthanded marker for his second goal of the campaign. Smith helped Ottawa respond when he scored a shorthanded goal of his own (and his career-high 19th marker of the season) at 19:25. Following Skinner's late equalizer, Zibanejad provided the Senators with a lead in the shootout, but Nash tied it in its final round before Slavin tallied the winner. Ward made 21 saves to earn the win in goal for Carolina while Hammond turned aside 34 shots in a losing effort for the Senators. **Scratches:** Puempel, Wiercioch; **Injuries:** Anderson, Borowiecki, MacArthur, Phillips, Turris; **Shots:** OTT - 24, CAR - 37; **PP:** OTT - 0-1, CAR - 0-2.

March 10, 6-2 loss at Florida: After matching a career high with three assists, Trochek reached the 20-goal plateau for the first time in his NHL career when he closed the night's scoring en route to first star honours in a 6-2 Panthers win over Ottawa at BB&T Center. The victory helped Florida register a second home win against the Senators in one season for the first time since the club reached the Stanley Cup Final at the conclusion of the 1995-96 season. The Panthers also received two goals from Jagr, who attained 50 points in one season for the 20th time in his career, and singles from Ekblad, Huberdeau and Jokinen. Karlsson and Smith both registered multi-point nights for the visitors with one goal and one assist respectively. Smith's goal also saw him reach the 20-goal mark for the first time in his NHL career while Karlsson became only the 16th defenceman in NHL history to record three separate 70-point campaigns when he scored his 12th goal of the season. Luongo made 26 saves to earn his 28th win in goal of the season for Florida while Anderson turned aside 25 shots in taking the loss for Ottawa. **Scratches:** Paul, Wideman; **Injuries:** Borowiecki, MacArthur, Phillips, Turris; **Shots:** OTT - 28, FLA - 31; **PP:** OTT - 0-2, FLA - 0-2.

March 12, 4-0 win vs. Toronto: Zibanejad notched what turned out to be his seventh game-winning goal of the season (and of his NHL career) when he opened the night's scoring at 5:40 of the first period in an eventual 4-0 Senators win over Toronto at Canadian Tire Centre. The team's fourth victory of the season over the Maple Leafs was its most against Toronto since 2007-08 while the season sweep was the club's first over its provincial rival since 2000-01. Stone (one goal, two assists) and Pageau (three assists) led all players in matching NHL career highs with three points respectively while Ceci and Smith also scored for the home side. Smith's goal saw him extend his career high scoring streak to eight consecutive games while the three helpers for Pageau helped him establish a new high for assists in one game. Anderson made 29 saves in earning his 19th shutout (and the 33rd of his career) victory in goal for Ottawa while Sparks turned aside 13 shots in taking the loss for Toronto. **Scratches:** Puempel, Wiercioch; **Injuries:** Borowiecki, MacArthur, Phillips, Turriss; **Shots:** OTT - 17, TOR - 29; **PP:** OTT - 0-3, TOR - 0-4.

March 15, 3-2 OT win vs. Minnesota: The Senators took their only lead when Karlsson scored the third overtime winner of his NHL career at 4:29 of the extra session to lift the Senators to a 3-2 win over Minnesota at Canadian Tire Centre. The game-winning goal capped a three-point evening for Karlsson who reached the 60-assist plateau for the first time on the game-tying goal by Zibanejad with 7.1 seconds to play in regulation time. The game had been tied 1-1 through 40 minutes following Niederreiter's 16th goal of the season only 1:33 into the contest and Hoffman's 26th goal of the campaign at 13:38 of the middle stanza. The Wild restored its lead when Carter scored at 5:14 of the third period, but Zibanejad helped cue the comeback in the waning seconds after having previously established a new career high with his 27th assist of the season on Hoffman's goal. The game's overtime conclusion marked the first between the clubs since a 2-2 tie in the teams' inaugural meeting on 11/20/00. Anderson made 23 saves to earn the win in goal for the Senators while Dubnyk turned aside 17 shots in taking the loss for Minnesota. **Scratch:** Puempel; **Injuries:** Borowiecki, MacArthur, Phillips, Turriss, Wiercioch; **Shots:** OTT - 20, MIN - 25; **PP:** OTT - 0-3, MIN - 0-3.

March 18, 3-1 loss at Buffalo: Reinhart contributed a game-high two points (one goal, one assist), including his 20th marker of the season that enabled him to join fellow rookie Eichel in becoming only the third pair of rookie Sabres to record 20-goal seasons (and the first since 1974-75), in an eventual 3-1 Buffalo win over the Senators at First Niagara Center. The victory for the home side marked the first time since the 2011-12 season that the team has registered at least two wins in one campaign against Ottawa. After Reinhart opened the scoring only 2:07 into the contest, Chiasson's sixth goal of the campaign tied the contest at 5:33. The Sabres took a lead they would not relinquish when Deslauriers notched his sixth goal at 8:17. Buffalo added some insurance when Bogosian also scored his sixth marker at 9:53 of the middle stanza. Johnson made 32 saves to match his career high in earning his 17th win in goal for the Sabres while Anderson turned aside 31 shots in taking the loss for the Senators. **Scratch:** Puempel; **Injuries:** Borowiecki, MacArthur, Phillips, Turriss, Wiercioch; **Shots:** OTT - 33, BUF - 34; **PP:** OTT - 0-4, BUF - 1-3.

March 19, 5-0 win vs. Montreal: Ottawa received goals from five different players, including three shorthanded markers in one game for the first time in almost eight years, in ultimately earning a season-series split against the Canadiens with a 5-0 win over Montreal at Canadian Tire Centre. Pageau helped the home side to a 1-0 lead through 20 minutes with his career-high 17th goal of the season before Lazar notched the team's second shorthanded goal of the evening (and the first of his NHL career) while increasing the Senators lead to two through two periods. Methot scored his fifth goal of the season at 2:05 of the final stanza while Chiasson contributed the team's third shorthanded goal and his second marker in two nights 1:13 later. Zibanejad scored his 17th goal of the campaign to close the scoring at 17:52. Hoffman earned two assists for the home side on a night that saw Hammond turn aside each of the 30 shots he faced to record the fourth shutout of his NHL career. Scrivens made 39 saves in taking the loss in goal for Montreal. **Scratch:** Dzingel; **Injuries:** Borowiecki, MacArthur, Phillips, Turriss, Wiercioch; **Shots:** OTT - 44, MTL - 30; **PP:** OTT - 0-2, MTL - 0-4.

March 22, 4-2 loss vs. Washington: Washington notched three first period markers courtesy of Richards, Ovechkin and Backstrom en route to matching a franchise record with a 24th road win of the season with what was a 4-2 victory over the Senators at Canadian Tire Centre. Ovechkin's 43rd goal of the campaign saw him move into a tie with Dale Hawerchuk for 35th place among all-time NHL players with 518 goals for his career. Ottawa cut the deficit to two when Wideman scored the only goal of the middle stanza while Zibanejad's 18th marker helped the Senators to within one with 1:33 to play in regulation time. Oshie increased his NHL career high in goals to 23 when he scored into an empty net at 19:47. Hoffman matched an individual game high with two assists while Kostka's helper on Wideman's tally was his first point as a Senator. The game-winning goal for Backstrom saw him move into a tie for 10th among all-time Capitals (24) and ultimately helped Washington secure its ninth division title in franchise history and the Eastern Conference's top seed ahead of the 2016 NHL playoffs. Holtby made 28 saves to earn his 44th win in goal for the Capitals while Anderson turned aside 18 shots in taking the loss for Ottawa. **Scratches:** None; **Injuries:** Borowiecki, MacArthur, Neil (illness), Phillips, Turriss, Wiercioch; **Shots:** OTT - 30, WSH - 22; **PP:** OTT - 0-4, WSH - 1-2.

March 23, 3-1 loss at N.Y. Islanders: After Tavares opened the night's scoring with his team-leading 27th goal of the season 5:24 into the middle frame, New York scored twice in a span of 21 seconds (Martin at 14:28 and Nelson at 14:49) to take a 3-0 lead to the second intermission in an eventual 3-1 win over the Senators at Barclays Center. Martin's eighth goal of the season saw him match his career high while former Senator Prince earned his first assist as an Islander on Nelson's career-high 24th goal of the season. Ottawa got to within two when Stone converted a backhand at 6:21 of the third period, but the marker ultimately closed the night's scoring. With an assist on the goal, Karlsson reached the 75-point plateau for the second time in his NHL career while Stone became only the second player in franchise history to register 60 points in his rookie season and then again the following year with what was his 23rd goal. Berube made 22 saves to earn the second win of his career in goal for the Islanders while Hammond turned aside 20 shots in taking the loss for Ottawa. The New York victory saw the Senators streak of earning at least one point in seven consecutive road games against the Islanders come to an end in what was the team's first visit to Brooklyn. **Scratches:** None; **Injuries:** Borowiecki, MacArthur, Neil (illness), Phaneuf, Phillips, Turriss, Wiercioch; **Shots:** OTT - 23, NYI - 23; **PP:** OTT - 0-1, NYI - 0-3.

March 26, 4-3 OT loss vs. Anaheim: The Senators saw a three-goal third period lead result in a loss for the first time since 3/6/07 when Anaheim overcame a 3-0 deficit in the game's final 15 minutes before scoring the night's only power-play goal at 2:38 of the extra session in a 4-3 victory over Ottawa at Canadian Tire Centre. Hoffman helped the home side to a 1-0 lead through one period when he matched a career high with his 27th goal of the season at 19:12. Karlsson's 14th marker saw the Senators increase their lead 39 seconds into the middle stanza before Neil's fourth goal of the season at 16:28 made the score 3-0. The Anaheim comeback began when Getzlaf notched his 12th goal at 5:43 of the third period while former Senator Silfverberg got the visitors to within one at 11:31. Lindholm scored his 10th goal of the season with the Ducks net empty at 19:02 to force overtime. After earning an assist on the equalizer, Rakell reached the 20-goal plateau for the first time in his NHL career with his second overtime winner with 2:22 to play. Fowler earned two assists and was the only other player who contributed a multi-point effort. Andersen made 29 saves to register his 21st win in goal of the season for Anaheim. Anderson turned aside 35 shots in taking the loss for Ottawa. **Scratch:** Gomez; **Injuries:** Borowiecki, MacArthur, Phaneuf, Phillips, Turris, Wiercioch; **Shots:** OTT - 32, ANA - 39; **PP:** OTT - 0-4, ANA - 1-3.

March 30, 2-1 win at Winnipeg: Chiasson's eighth goal of the season with just over 11 minutes to play proved to be the night's winner and his second game-winning goal as a Senator in what was a 2-1 Ottawa victory over the Jets at MTS Centre. The win stretched the Senators road winning streak in Winnipeg to six consecutive games while the regular-season series sweep was the team's second in three seasons against the Jets. Smith's 22nd goal of the season opened the night's scoring only 3:16 into the contest, but the home side tied the game 6:55 into the final frame when Scheifele notched his club-leading 26th goal of the campaign. Wheeler earned an assist on the marker to match his career high of 69 points. Ottawa restored its lead less than two minutes later courtesy of Chiasson's third marker in his last six games at 8:51. The goal closed the night's scoring on a night that saw Hammond turn aside 20 shots to register his sixth victory of the season and the second in two career attempts in Winnipeg. Hutchinson made 17 saves in taking the loss in goal for the Jets. **Scratch:** Gomez; **Injuries:** Borowiecki, MacArthur, Phaneuf, Phillips, Turris, Wiercioch; **Shots:** OTT - 19, WPG - 21; **PP:** OTT - 0-2, WPG - 0-3.

March 31, 3-2 win at Minnesota: Pageau matched a career high with three points (one goal, two assists) in one game while Karlsson matched a career high by reaching 78 points in one season for the second time via a multi-point (one goal, one assist) effort and the Senators earned a season sweep of the Wild with a 3-2 victory at Xcel Energy Center. The season series sweep over the Wild was Ottawa's second in franchise history while the team's win was its fifth over its last six attempts in Minnesota. Ryan also registered a multi-point evening with two assists. After a scoreless opening frame, the Senators led 2-1 through 40 minutes courtesy of goals from Karlsson and Pageau while Parise scored his team-leading 25th goal of the campaign for the home side. Haula extended his career best point streak to 10 consecutive games when he helped the Wild tie the game at 4:33 of the third period, but Ceci notched what turned out to be the fourth game-winning goal of his career at 16:03. Anderson made 23 saves to reach the 30-win plateau for the third time in his NHL career with the victory in goal for Ottawa. Dubnyk turned aside 19 shots in taking the loss for Minnesota. **Scratches:** None; **Injuries:** Borowiecki, Kostka, MacArthur, Phaneuf, Phillips, Stone, Turris, Wiercioch; **Shots:** OTT - 22, MIN - 25; **PP:** OTT - 0-1, MIN - 0-2.

April 2, 3-2 loss at Philadelphia: Simmonds recorded his seventh multi-goal game of the season and earned a game-high three points to help Philadelphia improve to 13-3-2 over its past 18 games with a 3-2 victory over Ottawa at Wells Fargo Center. Simmonds' second power-play goal of the afternoon at 7:15 of the third period proved to be the game winner and saw him move to within one of matching his NHL career high of 29 that he established in 2013-14. Couturier had the other goal for the Flyers who scored three power-play goals for the second time this season. Schenn and Voracek earned two assists for the home team respectively while Hoffman scored once and earned an assist for the visitors who also received a goal from Zibanejad. Hoffman's 28th goal of the season marked an NHL career high while Karlsson's primary assist on the goal saw him reach 79 points for the first time in his career. Mason made 33 saves to record his 22nd win in goal of the season while Hammond also turned aside 33 shots in a losing effort for the Senators. **Scratches:** None; **Injuries:** Borowiecki, MacArthur, Methot (flu), Phaneuf, Phillips, Stone, Turris, Wiercioch; **Shots:** OTT - 35, PHI - 36; **PP:** OTT 1-1, PHI 3-4.

April 5, 5-3 loss vs. Pittsburgh: The Penguins overcame a 3-0 second period deficit with the help of respective two-goal efforts from Crosby and Hagelin in addition to a single marker from Hornqvist en route to a 5-3 victory over the Senators at Canadian Tire Centre and the team's seventh consecutive road win. The victory saw Pittsburgh sweep a regular-season series from Ottawa for the fourth time while its seven consecutive road wins matched the NHL high (San Jose) for this season. The home side was paced to a 3-0 lead following Karlsson's first period goal, which was the 100th of his NHL career, and markers 72 seconds apart from Hoffman (his 29th) and Smith (his 23rd) both of which saw each player extend his personal best for one campaign. Harpur and Claesson earned their first NHL point with an assist on Hoffman and Smith's goal, respectively. Bonino led all players with three points (three assists) on a night that saw Murray turn aside 27 shots to improve to 8-2-0 with the win in goal for the Penguins. Hammond made 23 saves in taking the loss for Ottawa. **Scratch:** Gomez; **Injuries:** Borowiecki, MacArthur, Methot, Phaneuf, Phillips, Stone, Turris, Wiercioch; **Shots:** OTT - 30, PIT - 28; **PP:** OTT - 0-4, PIT - 0-2.

April 7, 3-1 win vs. Florida: Robinson's first NHL goal just past the game's midway point proved to be the night's winner and helped Ottawa emerge victorious on Fan Appreciation Night at Canadian Tire Centre with a 3-1 win over the Panthers. Playing in his second NHL game, Robinson's marker helped the home side increase its lead to 2-0 after Zibanejad's career-high tying 20th goal of the season saw the Senators ahead at the first intermission. Florida cut the deficit in half when Jagr scored the 750th goal of his NHL career (and 27th of the season) at 4:49 of the third period. Ceci provided some insurance when he tallied his 10th goal of the campaign and closed the night's scoring at 14:14. The goal enabled him to match a career high in earning a two-point game for the fourth time. Anderson made 33 saves to earn the win in goal for the Senators while Montoya turned aside 20 shots in taking the loss for the Panthers. **Scratch:** Gomez; **Injuries:** Borowiecki, MacArthur, Methot (flu), Phaneuf, Phillips, Stone, Turris, Wiercioch; **Shots:** OTT - 23, FLA - 34; **PP:** OTT - 1-2, FLA - 0-1.

April 9, 6-1 win at Boston: The Senators recovered from a 1-0 second period deficit by scoring six unanswered goals in closing their season with a 6-1 win over the Bruins at TD Garden. Pastranak opened the scoring for Boston with his 15th goal of the season 5:04 into the contest, but Ottawa responded by scoring four times in the first 10 minutes of the middle stanza. Neil notched his fifth goal at 1:42, Smith matched a professional career high when he tallied his 24th marker at 5:54, Puempel scored for the first time since late October at 8:39 and Zibanejad established a new career high with his 21st goal of the season at the game's midway point. Varone registered his first point as a Senator while Robinson recorded the first assist of his NHL career on Puempel's tally. Pageau matched a franchise high (Alfredsson) for one season when he scored his seventh shorthanded goal of the season (to lead the entire NHL) into an empty net at 11:33 before Smith closed the afternoon's scoring when he scored an empty-net shorthanded goal at 14:29. The loss for the Bruins, coupled with Philadelphia's win over Pittsburgh later in the afternoon saw Boston eliminated from post-season contention. Hammond made 39 saves to earn his seventh win in goal of the season for Ottawa while Gustavsson turned aside 30 shots in taking the loss for the Bruins. **Scratch:** Gomez; **Injuries:** Borowiecki, Lazar, MacArthur, Methot (flu), Phaneuf, Phillips, Stone, Turris, Wiercioch; **Shots:** OTT - 36, BOS - 40; **PP:** OTT 0-0, BOS 0-4.

2015-16

REGULAR SEASON SERIES SUMMARIES



OTTAWA SENATORS vs. ANAHEIM DUCKS 2015-2016 REGULAR SEASON

at OTTAWA SENATORS

Date	Score	W Goal
26 Mar '16 *	ANA 4 @ OTT 3	Rickard Rakell

at ANAHEIM DUCKS

Date	Score	W Goal
13 Jan '16	OTT 1 @ ANA 4	Shea Theodore

Individual Scoring

SENATORS										DUCKS									
Player	GP	G	A	P	+/-	PIM	PP	SH		Player	GP	G	A	P	+/-	PIM	PP	SH	
Mike Hoffman	2	1	0	1	0	0	0	0		Jakob Silfverberg	2	2	1	3	2	0	0	0	
Erik Karlsson	2	1	0	1	-2	0	0	0		Ryan Getzlaf	2	1	2	3	0	2	0	0	
Curtis Lazar	2	1	0	1	0	5	0	0		Hampus Lindholm	2	1	1	2	2	4	0	0	
Chris Neil	2	1	0	1	0	10	0	0		Rickard Rakell	2	1	1	2	-2	0	1	0	
Jean-Gabriel Pageau	2	0	1	1	0	0	0	0		Carl Hagelin	1	1	1	2	2	0	0	0	
Bobby Ryan	2	0	1	1	-1	4	0	0		Cam Fowler	1	0	2	2	1	0	0	0	
Zack Smith	2	0	1	1	0	0	0	0		Andrew Cogliano	2	1	0	1	1	0	0	0	
Mika Zibanejad	2	0	1	1	-1	0	0	0		Shea Theodore	2	1	0	1	0	0	1	0	
Nick Paul	1	0	1	1	0	0	0	0		Shawn Horcoff	2	0	1	1	2	0	0	0	
Cody Ceci	2	0	0	0	-2	0	0	0		Corey Perry	2	0	1	1	1	7	0	0	
Marc Methot	2	0	0	0	-3	2	0	0		Kevin Bieksa	1	0	1	1	1	0	0	0	
Mark Stone	2	0	0	0	-1	0	0	0		Ryan Kesler	1	0	1	1	2	0	0	0	
Chris Wideman	2	0	0	0	0	2	0	0		Jamie McGinn	1	0	1	1	2	0	0	0	
Mark Borowiecki	1	0	0	0	0	5	0	0		Sami Vatanen	1	0	1	1	0	0	0	0	
Alex Chiasson	1	0	0	0	0	0	0	0		Josh Manson	2	0	0	0	-1	7	0	0	
Fredrik Claesson	1	0	0	0	0	0	0	0		Chris Stewart	2	0	0	0	-1	2	0	0	
Ryan Dzingel	1	0	0	0	0	2	0	0		Clayton Stoner	2	0	0	0	0	5	0	0	
Michael Kostka	1	0	0	0	2	0	0	0		Nate Thompson	2	0	0	0	1	0	0	0	
Max McCormick	1	0	0	0	0	2	0	0		Ryan Garbutt	1	0	0	0	-1	0	0	0	
Milan Michalek	1	0	0	0	-1	0	0	0		Korbinian Holzer	1	0	0	0	1	0	0	0	
Shane Prince	1	0	0	0	0	0	0	0		Patrick Maroon	1	0	0	0	0	5	0	0	
Matt Puempel	1	0	0	0	0	0	0	0		Brandon Pirri	1	0	0	0	-1	0	0	0	
Kyle Turris	1	0	0	0	-2	0	0	0		Nick Ritchie	1	0	0	0	-1	0	0	0	
Patrick Wiercioch	1	0	0	0	1	2	0	0		Mike Santorelli	1	0	0	0	0	0	0	0	

Power Play: 0-6 0.0% / Penalty Killing: 4-6 66.7%

Power Play: 2-6 33.3% / Penalty Killing: 6-6 100.0%

Goaltending

SENATORS										DUCKS									
Goalle	GP	Min	WLOT	GA	SA	SV	GAA	SV%		Goalle	GP	Min	WLOT	GA	SA	SV	GAA	SV%	
Craig Anderson	2	122	0-1-1	8	77	69	3.92	.896		Frederik Andersen	2	122	2-0-0	4	58	54	1.96	.931	

Goals by Period

SENATORS						DUCKS					
	1st	2nd	3rd	OT	Total		1st	2nd	3rd	OT	Total
Goals	1	3	0	0	4	Goals	0	1	6	1	8

Shots by Period

SENATORS						DUCKS					
	1st	2nd	3rd	OT	Total		1st	2nd	3rd	OT	Total
Shots	19	21	15	3	58	Shots	19	27	27	4	77

* - Overtime ** - Shootout

OTTAWA SENATORS vs. ARIZONA COYOTES 2015-2016 REGULAR SEASON

at OTTAWA SENATORS

Date	Score	W Goal
24 Oct '15	ARI 4 @ OTT 1	Brad Richardson

at ARIZONA COYOTES

Date	Score	W Goal
28 Nov '15	OTT 3 @ ARI 4	Mikkel Boedker

Individual Scoring

SENATORS										COYOTES									
Player	GP	G	A	P	+/-	PIM	PP	SH		Player	GP	G	A	P	+/-	PIM	PP	SH	
Mark Stone	2	1	2	3	-4	0	0	0		Mikkel Boedker	2	6	0	6	4	0	0	0	
Mike Hoffman	1	2	0	2	-1	0	1	0		Max Domi	2	0	2	2	4	2	0	0	
Erik Karlsson	2	0	2	2	-4	0	0	0		Michael Stone	2	0	2	2	3	0	0	0	
Bobby Ryan	2	0	2	2	-1	0	0	0		Antoine Vermette	1	0	2	2	2	2	0	0	
Cody Ceci	2	1	0	1	-1	0	0	0		Brad Richardson	2	1	0	1	1	0	0	0	
Kyle Turris	2	0	1	1	-2	2	0	0		Dustin Jeffrey	1	1	0	1	1	2	0	0	
Marc Methot	1	0	1	1	-1	0	0	0		Kyle Chipchura	2	0	1	1	2	0	0	0	
Mark Borowiecki	2	0	0	0	0	0	0	0		Klas Dahlbeck	2	0	1	1	2	0	0	0	
Alex Chiasson	2	0	0	0	-1	2	0	0		Oliver Ekman-Larsson	2	0	1	1	3	0	0	0	
Jared Cowen	2	0	0	0	-2	2	0	0		Jordan Martinook	2	0	1	1	0	0	0	0	
Curtis Lazar	2	0	0	0	-4	0	0	0		Tobias Rieder	2	0	1	1	1	0	0	0	
Milan Michalek	2	0	0	0	1	2	0	0		Anthony Duclair	2	0	0	0	-1	0	0	0	
Chris Neil	2	0	0	0	-1	0	0	0		Boyd Gordon	2	0	0	0	0	0	0	0	
Jean-Gabriel Pageau	2	0	0	0	0	0	0	0		Nicklas Grossmann	2	0	0	0	0	0	0	0	
Shane Prince	2	0	0	0	-1	0	0	0		Martin Hanzal	2	0	0	0	0	2	0	0	
Zack Smith	2	0	0	0	-1	0	0	0		Connor Murphy	2	0	0	0	0	4	0	0	
Chris Wideman	2	0	0	0	0	0	0	0		Craig Cunningham	1	0	0	0	0	0	0	0	
Mika Zibanejad	2	0	0	0	-2	0	0	0		Shane Doan	1	0	0	0	1	0	0	0	
Max McCormick	1	0	0	0	0	0	0	0		Steve Downie	1	0	0	0	0	0	0	0	
Patrick Wiercioch	1	0	0	0	-1	0	0	0		Stefan Elliott	1	0	0	0	0	0	0	0	
										Zbynek Michalek	1	0	0	0	2	0	0	0	
										John Scott	1	0	0	0	0	0	0	0	

Power Play: 1-6 16.7% / Penalty Killing: 4-4 100.0%

Power Play: 0-4 0.0% / Penalty Killing: 5-6 83.3%

Goaltending

SENATORS										COYOTES									
Goalie	GP	Min	WLOT	GA	SA	SV	GAA	SV%		Goalie	GP	Min	WLOT	GA	SA	SV	GAA	SV%	
Craig Anderson	2	118	0-2-0	7	44	37	3.56	.841		Anders Lindback	2	120	2-0-0	4	74	70	2.00	.946	

Goals by Period

SENATORS						COYOTES					
	1st	2nd	3rd	OT	Total		1st	2nd	3rd	OT	Total
Goals	1	2	1	0	4	Goals	2	2	4	0	8

Shots by Period

SENATORS						COYOTES					
	1st	2nd	3rd	OT	Total		1st	2nd	3rd	OT	Total
Shots	26	26	22	0	74	Shots	12	17	16	0	45

* - Overtime ** - Shootout

OTTAWA SENATORS vs. BOSTON BRUINS 2015-2016 REGULAR SEASON

at OTTAWA SENATORS

Date	Score	W Goal
09 Jan '16 *	BOS 1 @ OTT 2	Mark Stone
27 Dec '15	BOS 1 @ OTT 3	Mika Zibanejad

at BOSTON BRUINS

Date	Score	W Goal
09 Apr '16	OTT 6 @ BOS 1	Zack Smith
29 Dec '15	OTT 3 @ BOS 7	Patrice Bergeron

Individual Scoring

SENATORS										BRUINS									
Player	GP	G	A	P	+/-	PIM	PP	SH		Player	GP	G	A	P	+/-	PIM	PP	SH	
Erik Karlsson	4	0	6	6	3	2	0	0		Jimmy Hayes	3	3	0	3	1	19	1	0	
Mika Zibanejad	4	4	0	4	3	0	0	0		Matt Beleskey	4	2	1	3	0	12	1	0	
Mark Stone	3	3	0	3	0	2	1	0		Patrice Bergeron	4	2	1	3	-4	0	2	0	
Chris Neil	4	2	1	3	1	18	0	0		Loui Eriksson	4	0	3	3	-2	2	0	0	
Mike Hoffman	4	1	2	3	3	2	0	0		Max Talbot	4	0	3	3	1	0	0	0	
Kyle Turris	3	0	3	3	0	2	0	0		David Pastrnak	2	2	0	2	-1	0	0	0	
Zack Smith	4	2	0	2	4	10	0	1		Brad Marchand	4	0	2	2	-2	2	0	0	
Jean-Gabriel Pageau	4	1	1	2	1	0	0	1		Ryan Spooner	4	0	2	2	-4	2	0	0	
Shane Prince	3	0	2	2	2	0	0	0		Torey Krug	3	0	2	2	-3	2	0	0	
Matt Puempel	1	1	0	1	1	5	0	0		David Krejci	2	1	0	1	-1	0	0	0	
Bobby Ryan	4	0	1	1	2	0	0	0		Zdeno Chara	4	0	1	1	-3	4	0	0	
Max McCormick	3	0	1	1	0	9	0	0		Kevan Miller	4	0	1	1	1	10	0	0	
Marc Methot	3	0	1	1	2	0	0	0		Dennis Seidenberg	3	0	1	1	-1	0	0	0	
Fredrik Claesson	2	0	1	1	2	2	0	0		Brett Connolly	2	0	1	1	-3	2	0	0	
Ryan Dzingel	1	0	1	1	0	0	0	0		Seth Griffith	1	0	1	1	-1	0	0	0	
Milan Michalek	1	0	1	1	1	0	0	0		Landon Ferraro	4	0	0	0	-2	5	0	0	
Nick Paul	1	0	1	1	0	0	0	0		Frank Vatrano	4	0	0	0	-3	0	0	0	
Buddy Robinson	1	0	1	1	1	0	0	0		Adam McQuaid	3	0	0	0	-3	12	0	0	
Phil Varone	1	0	1	1	1	0	0	0		Colin Miller	2	0	0	0	-4	5	0	0	
Mark Borowiecki	3	0	0	0	2	17	0	0		Joe Morrow	2	0	0	0	1	0	0	0	
Alex Chiasson	3	0	0	0	0	0	0	0		Zac Rinaldo	2	0	0	0	1	5	0	0	
Chris Wideman	3	0	0	0	0	4	0	0		Zach Trotman	2	0	0	0	1	0	0	0	
Patrick Wiercioch	3	0	0	0	1	0	0	0		Noel Acciari	1	0	0	0	0	2	0	0	
Cody Ceci	2	0	0	0	2	0	0	0		Joonas Kemppainen	1	0	0	0	-1	0	0	0	
Jared Cowen	2	0	0	0	-1	0	0	0		John-Michael Liles	1	0	0	0	-2	0	0	0	
Dave Dziurzynski	2	0	0	0	-2	7	0	0		Tyler Randell	1	0	0	0	0	0	0	0	
Ben Harpur	1	0	0	0	0	2	0	0		Lee Stempniak	1	0	0	0	-2	0	0	0	
Michael Kostka	1	0	0	0	2	4	0	0											
Curtis Lazar	1	0	0	0	0	0	0	0											

Power Play: 4-14 28.6% / Penalty Killing: 7-8 87.5%

Power Play: 1-8 12.5% / Penalty Killing: 10-14 71.4%

Goaltending

SENATORS									BRUINS									
Goalie	GP	Min	WLOT	GA	SA	SV	GAA	SV%		Goalie	GP	Min	WLOT	GA	SA	SV	GAA	SV%
Craig Anderson	3	184	2-1-0	9	110	101	2.93	.918		Tuukka Rask	3	183	1-1-1	7	93	86	2.29	.925
Andrew Hammond	1	60	1-0-0	1	40	39	1.00	.975		Jonas Gustavsson	1	59	0-1-0	4	34	30	4.08	.882

Goals by Period

SENATORS						BRUINS					
	1st	2nd	3rd	OT	Total		1st	2nd	3rd	OT	Total
Goals	3	6	4	1	14	Goals	3	3	4	0	10

Shots by Period

SENATORS						BRUINS					
	1st	2nd	3rd	OT	Total		1st	2nd	3rd	OT	Total
Shots	49	41	34	6	130	Shots	49	53	46	2	150

^ - Overtime ** - Shootout

OTTAWA SENATORS vs. BUFFALO SABRES 2015-2016 REGULAR SEASON

at OTTAWA SENATORS

Date	Score	W Goal
16 Feb '16 **	BUF 1 @ OTT 2	Bobby Ryan
26 Jan '16	BUF 3 @ OTT 2	Jack Eichel

at BUFFALO SABRES

Date	Score	W Goal
18 Mar '16	OTT 1 @ BUF 3	Nicolas Deslauriers
08 Oct '15	OTT 3 @ BUF 1	Kyle Turris

Individual Scoring

SENATORS										SABRES										
Player	GP	G	A	P	+/-	PIM	PP	SH		Player	GP	G	A	P	+/-	PIM	PP	SH		
Mike Hoffman	4	0	3	3	2	2	0	0		Jack Eichel	4	3	2	5	2	0	2	0		
Mika Zibanejad	4	0	3	3	5	0	0	0		Evander Kane	3	1	2	3	0	0	0	0		
Kyle Turris	2	2	0	2	2	0	0	0		Sam Reinhart	3	1	1	2	1	0	1	0		
Bobby Ryan	4	1	1	2	1	2	0	0		Zemgus Girgensons	4	0	2	2	1	0	0	0		
Mark Stone	4	0	2	2	1	2	0	0		Matt Moulson	4	1	0	1	1	0	0	0		
Alex Chiasson	4	1	0	1	0	5	0	0		Zach Bogosian	3	1	0	1	3	11	0	0		
Erik Karlsson	4	1	0	1	2	2	0	0		Nicolas Deslauriers	3	1	0	1	-1	5	0	0		
Curtis Lazar	4	1	0	1	-2	2	0	0		Marcus Foligno	4	0	1	1	0	10	0	0		
Ryan Dzingel	2	1	0	1	1	0	0	0		Ryan O'Reilly	4	0	1	1	-4	0	0	0		
Cody Ceci	4	0	1	1	-1	0	0	0		Rasmus Ristolainen	4	0	1	1	-2	9	0	0		
Chris Neil	4	0	1	1	0	17	0	0		Johan Larsson	4	0	0	0	0	0	0	0		
Chris Wideman	3	0	1	1	0	2	0	0		David Legwand	4	0	0	0	-2	0	0	0		
Patrick Wiercioch	3	0	1	1	3	2	0	0		Mark Pysyk	4	0	0	0	-1	2	0	0		
Shane Prince	1	0	1	1	1	0	0	0		Cody Franson	3	0	0	0	-2	2	0	0		
Jean-Gabriel Pageau	4	0	0	0	-1	2	0	0		Brian Gionta	3	0	0	0	-2	0	0	0		
Zack Smith	4	0	0	0	-2	7	0	0		Josh Gorges	3	0	0	0	-1	4	0	0		
Marc Methot	3	0	0	0	2	0	0	0		Jake McCabe	3	0	0	0	2	0	0	0		
Mark Borowiecki	2	0	0	0	0	0	0	0		Jamie McGinn	3	0	0	0	-2	2	0	0		
Jared Cowen	2	0	0	0	0	0	0	0		Cal O'Reilly	2	0	0	0	-1	0	0	0		
Nick Paul	2	0	0	0	0	0	0	0		Mike Weber	2	0	0	0	-1	2	0	0		
Dion Phaneuf	2	0	0	0	-2	6	0	0		Justin Bailey	1	0	0	0	0	0	0	0		
Scott Gomez	1	0	0	0	0	0	0	0		Carlo Colaiacovo	1	0	0	0	-2	0	0	0		
Michael Kostka	1	0	0	0	0	0	0	0		Tyler Ennis	1	0	0	0	-1	0	0	0		
Clarke MacArthur	1	0	0	0	0	0	0	0		Chad Ruhwedel	1	0	0	0	0	2	0	0		
Max McCormick	1	0	0	0	-1	0	0	0		Tim Schaller	1	0	0	0	0	0	0	0		
Milan Michalek	1	0	0	0	0	0	0	0												
Matt Puempel	1	0	0	0	0	0	0	0												

Power Play: 0-8 0.0% / Penalty Killing: 7-10 70.0%

Power Play: 3-10 30.0% / Penalty Killing: 8-8 100.0%

Goaltending

SENATORS										SABRES									
Goalle	GP	Min	WLOT	GA	SA	SV	GAA	SV%		Goalle	GP	Min	WLOT	GA	SA	SV	GAA	SV%	
Craig Anderson	4	242	2-2-0	8	122	114	1.99	.934		Robin Lehner	3	152	1-0-1	4	74	70	1.57	.946	
										Chad Johnson	2	91	1-1-0	2	42	40	1.31	.952	

Goals by Period

SENATORS						SABRES					
	1st	2nd	3rd	OT	Total		1st	2nd	3rd	OT	Total
Goals	4	2	1	0	7	Goals	4	2	2	0	8

Shots by Period

SENATORS						SABRES					
	1st	2nd	3rd	OT	Total		1st	2nd	3rd	OT	Total
Shots	34	38	43	2	117	Shots	47	44	27	4	122

* - Overtime ** - Shootout

OTTAWA SENATORS vs. CALGARY FLAMES 2015-2016 REGULAR SEASON

at OTTAWA SENATORS

Date	Score	W Goal
28 Oct '15 **	CGY 4 @ OTT 5	Mika Zibanejad

at CALGARY FLAMES

Date	Score	W Goal
27 Feb '16	OTT 6 @ CGY 4	Mika Zibanejad

Individual Scoring

SENATORS										FLAMES									
Player	GP	G	A	P	+/-	PIM	PP	SH		Player	GP	G	A	P	+/-	PIM	PP	SH	
Mark Stone	2	0	4	4	3	0	0	0		Johnny Gaudreau	2	2	2	4	2	0	0	0	
Mika Zibanejad	2	3	0	3	1	0	0	0		Sam Bennett	2	1	2	3	-2	0	1	0	
Erik Karlsson	2	0	3	3	3	2	0	0		Sean Monahan	2	1	2	3	3	2	0	0	
Jean-Gabriel Pageau	2	2	0	2	1	0	0	0		TJ Brodie	2	0	3	3	0	0	0	0	
Zack Smith	2	2	0	2	2	0	1	0		Joe Colborne	2	2	0	2	0	0	1	0	
Kyle Turris	2	1	1	2	-1	2	0	0		Jiri Hudler	1	0	2	2	1	0	0	0	
Alex Chiasson	2	0	2	2	1	0	0	0		Dougie Hamilton	2	1	0	1	-1	0	0	0	
Mike Hoffman	1	0	2	2	-1	0	0	0		Kris Russell	1	1	0	1	-1	0	0	0	
Bobby Ryan	2	1	0	1	0	2	0	0		Mikael Backlund	2	0	1	1	-2	2	0	0	
Nick Paul	1	1	0	1	0	0	0	0		Deryk Engelland	2	0	1	1	1	0	0	0	
Cody Ceci	2	0	1	1	-1	0	0	0		Michael Frolik	2	0	1	1	-1	2	0	0	
Marc Methot	2	0	1	1	3	6	0	0		Dennis Wideman	1	0	1	1	-1	2	0	0	
Curtis Lazar	1	0	1	1	0	0	0	0		Brandon Bollig	2	0	0	0	-1	2	0	0	
Milan Michalek	1	0	1	1	1	0	0	0		Mark Giordano	2	0	0	0	-2	2	0	0	
Mark Borowiecki	2	0	0	0	0	0	0	0		David Jones	2	0	0	0	1	0	0	0	
Chris Neil	2	0	0	0	2	2	0	0		Josh Jooris	2	0	0	0	-4	2	0	0	
Jared Cowen	1	0	0	0	-1	0	0	0		Matt Stajan	2	0	0	0	-3	0	0	0	
Ryan Dzingel	1	0	0	0	1	0	0	0		Lance Bouma	1	0	0	0	-1	0	0	0	
Max McCormick	1	0	0	0	1	0	0	0		Micheal Ferland	1	0	0	0	-3	0	0	0	
Dion Phaneuf	1	0	0	0	0	0	0	0		Jakub Nakladal	1	0	0	0	-2	0	0	0	
Shane Prince	1	0	0	0	0	0	0	0		Mason Raymond	1	0	0	0	0	0	0	0	
Matt Puempel	1	0	0	0	-2	0	0	0		Tyler Wotherspoon	1	0	0	0	0	0	0	0	
Chris Wideman	1	0	0	0	3	0	0	0		Power Play: 2-7 28.6% / Penalty Killing: 6-7 85.7%									
Patrick Wiercioch	1	0	0	0	-1	0	0	0											

Power Play: 1-7 14.3% / Penalty Killing: 5-7 71.4%

Goaltending

SENATORS										FLAMES									
Goalle	GP	Min	WLOT	GA	SA	SV	GAA	SV%		Goalle	GP	Min	WLOT	GA	SA	SV	GAA	SV%	
Craig Anderson	2	124	2-0-0	8	76	68	3.86	.895		Joni Ortio	2	71	0-1-1	5	30	25	4.24	.833	
										Jonas Hiller	1	52	0-0-0	4	18	14	4.59	.778	

Goals by Period

SENATORS						FLAMES					
	1st	2nd	3rd	OT	Total		1st	2nd	3rd	OT	Total
Goals	1	3	6	0	10	Goals	2	3	3	0	8

Shots by Period

SENATORS						FLAMES					
	1st	2nd	3rd	OT	Total		1st	2nd	3rd	OT	Total
Shots	8	19	21	1	49	Shots	22	23	29	2	76

* - Overtime ** - Shootout

OTTAWA SENATORS vs. CAROLINA HURRICANES

2015-2016 REGULAR SEASON

at OTTAWA SENATORS

Date	Score	W Goal
18 Feb '16	CAR 2 @ OTT 4	Cody Ceci

at CAROLINA HURRICANES

Date	Score	W Goal
08 Mar '16 **	OTT 3 @ CAR 4	Jacob Slavin
07 Nov '15 *	OTT 2 @ CAR 3	Jordan Staal

Individual Scoring

SENATORS										HURRICANES									
Player	GP	G	A	P	+/-	PIM	PP	SH		Player	GP	G	A	P	+/-	PIM	PP	SH	
Mark Stone	3	2	1	3	0	0	0	0		Jeff Skinner	3	3	0	3	2	0	0	0	
Alex Chiasson	3	2	0	2	-1	2	1	0		Jordan Staal	3	2	1	3	1	0	0	0	
Zack Smith	2	2	0	2	0	0	0	1		Victor Rask	3	0	3	3	2	0	0	0	
Erik Karlsson	3	0	2	2	1	4	0	0		Justin Faulk	1	1	1	2	2	2	1	0	
Curtis Lazar	3	0	2	2	2	0	0	0		Ryan Murphy	2	0	2	2	2	0	0	0	
Bobby Ryan	3	0	2	2	1	0	0	0		Jay McClement	3	1	0	1	-1	2	0	1	
Chris Wideman	3	1	0	1	2	2	0	0		Riley Nash	3	1	0	1	-2	2	1	0	
Cody Ceci	2	1	0	1	1	2	0	0		Elias Lindholm	3	0	1	1	-3	0	0	0	
Ryan Dzingel	2	1	0	1	2	0	0	0		Phillip Di Giuseppe	2	0	1	1	-2	2	0	0	
Chris Neil	3	0	1	1	1	5	0	0		John-Michael Liles	2	0	1	1	0	0	0	0	
Jean-Gabriel Pageau	3	0	1	1	0	0	0	0		Joakim Nordstrom	2	0	1	1	0	0	0	0	
Mika Zibanejad	3	0	1	1	-1	0	0	0		Eric Staal	2	0	1	1	-1	0	0	0	
Nick Paul	2	0	1	1	1	0	0	0		Ron Hainsey	3	0	0	0	-3	0	0	0	
Patrick Wiercioch	2	0	1	1	0	0	0	0		Michal Jordan	3	0	0	0	2	0	0	0	
Scott Gomez	1	0	1	1	2	0	0	0		Brett Pesce	3	0	0	0	-1	0	0	0	
Mike Hoffman	3	0	0	0	-1	2	0	0		Chris Terry	3	0	0	0	0	2	0	0	
Marc Methot	3	0	0	0	2	0	0	0		Nathan Gerbe	2	0	0	0	0	2	0	0	
Dion Phaneuf	2	0	0	0	0	4	0	0		Noah Hanifin	2	0	0	0	-3	0	0	0	
Kyle Turris	2	0	0	0	1	0	0	0		Brad Malone	2	0	0	0	-1	2	0	0	
Mark Borowiecki	1	0	0	0	-1	2	0	0		Jacob Slavin	2	0	0	0	-4	0	0	0	
Jared Cowen	1	0	0	0	1	0	0	0		Kris Versteeg	2	0	0	0	-2	10	0	0	
Michael Kostka	1	0	0	0	0	0	0	0		Brock McGinn	1	0	0	0	-1	0	0	0	
Milan Michalek	1	0	0	0	-1	0	0	0		Andrej Nestrasil	1	0	0	0	1	2	0	0	
Shane Prince	1	0	0	0	-1	0	0	0		Brendan Woods	1	0	0	0	0	5	0	0	
Matt Puempel	1	0	0	0	0	0	0	0											

Power Play: 1-7 14.3% / Penalty Killing: 5-7 71.4%

Power Play: 2-7 28.6% / Penalty Killing: 6-7 85.7%

Goaltending

SENATORS									HURRICANES								
Goalie	GP	Min	WLOT	GA	SA	SV	GAA	SV%	Goalie	GP	Min	WLOT	GA	SA	SV	GAA	SV%
Craig Anderson	1	60	1-0-0	2	32	30	2.00	.938	Cam Ward	2	124	2-0-0	5	45	40	2.43	.889
Andrew Hammond	2	128	0-0-2	6	83	77	2.82	.928	Eddie Lack	1	57	0-1-0	3	21	18	3.15	.857

Goals by Period

SENATORS						HURRICANES					
	1st	2nd	3rd	OT	Total		1st	2nd	3rd	OT	Total
Goals	3	4	2	0	9	Goals	1	4	2	1	8

Shots by Period

SENATORS						HURRICANES					
	1st	2nd	3rd	OT	Total		1st	2nd	3rd	OT	Total
Shots	25	24	17	1	67	Shots	28	42	40	5	115

* - Overtime ** - Shootout

OTTAWA SENATORS vs. CHICAGO BLACKHAWKS 2015-2016 REGULAR SEASON

at OTTAWA SENATORS

Date	Score	W Goal
03 Dec '15 *	CHI 3 @ OTT 4	Mike Hoffman

at CHICAGO BLACKHAWKS

Date	Score	W Goal
03 Jan '16	OTT 0 @ CHI 3	Duncan Keith

Individual Scoring

SENATORS										BLACKHAWKS									
Player	GP	G	A	P	+/-	PIM	PP	SH		Player	GP	G	A	P	+/-	PIM	PP	SH	
Mike Hoffman	2	2	1	3	-1	2	0	0		Patrick Kane	2	1	3	4	1	0	1	0	
Bobby Ryan	2	1	2	3	-2	0	1	0		Artem Anisimov	2	2	1	3	2	0	0	0	
Erik Karlsson	2	0	3	3	-2	0	0	0		Artemi Panarin	2	1	2	3	2	0	0	0	
Mark Stone	2	1	0	1	-2	0	1	0		Duncan Keith	2	1	1	2	1	0	0	0	
Kyle Turris	2	0	1	1	0	0	0	0		Andrew Desjardins	1	1	1	2	2	0	0	0	
Mark Borowiecki	2	0	0	0	-1	2	0	0		Michal Rozsival	2	0	1	1	1	2	0	0	
Alex Chiasson	2	0	0	0	0	0	0	0		Jonathan Toews	2	0	1	1	0	0	0	0	
Curtis Lazar	2	0	0	0	-1	0	0	0		Phillip Danault	1	0	1	1	1	0	0	0	
Marc Methot	2	0	0	0	-1	2	0	0		Ryan Garbutt	2	0	0	0	0	0	0	0	
Chris Neil	2	0	0	0	-1	2	0	0		Niklas Hjalmarsson	2	0	0	0	2	0	0	0	
Jean-Gabriel Pageau	2	0	0	0	-2	0	0	0		Marian Hossa	2	0	0	0	1	4	0	0	
Shane Prince	2	0	0	0	0	0	0	0		Brent Seabrook	2	0	0	0	1	0	0	0	
Zack Smith	2	0	0	0	0	0	0	0		Andrew Shaw	2	0	0	0	0	2	0	0	
Chris Wideman	2	0	0	0	0	0	0	0		Teuvo Teravainen	2	0	0	0	1	0	0	0	
Patrick Wiercioch	2	0	0	0	0	0	0	0		Trevor van Riemsdyk	2	0	0	0	1	0	0	0	
Cody Ceci	1	0	0	0	0	0	0	0		Bryan Bickell	1	0	0	0	0	0	0	0	
Fredrik Claesson	1	0	0	0	-1	0	0	0		Trevor Daley	1	0	0	0	0	0	0	0	
Jared Cowen	1	0	0	0	-1	2	0	0		Marko Dano	1	0	0	0	0	0	0	0	
Colin Greening	1	0	0	0	0	0	0	0		Erik Gustafsson	1	0	0	0	1	0	0	0	
Max McCormick	1	0	0	0	-1	0	0	0		Tanner Kero	1	0	0	0	0	0	0	0	
Mika Zibanejad	1	0	0	0	-2	0	0	0		Marcus Kruger	1	0	0	0	0	0	0	0	
Power Play: 2-6 33.3% / Penalty Killing: 3-4 75.0%										Power Play: 1-4 25.0% / Penalty Killing: 4-6 66.7%									

Goaltending

SENATORS										BLACKHAWKS									
Goalie	GP	Min	WLOT	GA	SA	SV	GAA	SV%		Goalie	GP	Min	WLOT	GA	SA	SV	GAA	SV%	
Craig Anderson	2	119	1-1-0	5	67	62	2.52	.925		Corey Crawford	2	120	1-0-1	4	53	49	2.00	.925	

Goals by Period

SENATORS						BLACKHAWKS					
	1st	2nd	3rd	OT	Total		1st	2nd	3rd	OT	Total
Goals	2	0	1	1	4	Goals	0	3	3	0	6

Shots by Period

SENATORS						BLACKHAWKS					
	1st	2nd	3rd	OT	Total		1st	2nd	3rd	OT	Total
Shots	14	15	23	1	53	Shots	18	27	23	0	68

* - Overtime ** - Shootout

OTTAWA SENATORS vs. COLORADO AVALANCHE 2015-2016 REGULAR SEASON

at OTTAWA SENATORS

Date	Score	W Goal
11 Feb '16	COL 4 @ OTT 3	Blake Comeau

at COLORADO AVALANCHE

Date	Score	W Goal
25 Nov '15	OTT 5 @ COL 3	Zack Smith

Individual Scoring

SENATORS										AVALANCHE									
Player	GP	G	A	P	+/-	PIM	PP	SH		Player	GP	G	A	P	+/-	PIM	PP	SH	
Shane Prince	2	2	1	3	3	0	0	0		Jarome Iginla	2	2	1	3	-1	2	2	0	
Erik Karlsson	2	0	3	3	1	2	0	0		Nathan MacKinnon	2	2	1	3	-2	0	1	0	
Mike Hoffman	2	1	1	2	0	0	1	0		Gabriel Landeskog	2	1	2	3	0	0	1	0	
Zack Smith	2	1	1	2	2	0	0	0		Tyson Barrie	2	0	3	3	-2	0	0	0	
Kyle Turris	2	1	1	2	1	0	0	0		Blake Comeau	2	1	1	2	0	0	0	0	
Mika Zibanejad	2	1	1	2	0	0	0	1		Carl Soderberg	2	0	2	2	0	0	0	0	
Dion Phaneuf	1	0	2	2	0	0	0	0		Chris Wagner	2	1	0	1	0	0	0	0	
Chris Neil	2	1	0	1	2	17	0	0		Francois Beauchemin	2	0	0	0	-1	0	0	0	
Mark Stone	2	1	0	1	0	0	1	0		Matt Duchene	2	0	0	0	-1	0	0	0	
Cody Ceci	2	0	1	1	1	0	0	0		Mikhail Grigorenko	2	0	0	0	-1	0	0	0	
Curtis Lazar	2	0	1	1	1	0	0	0		Nick Holden	2	0	0	0	-1	0	0	0	
Marc Methot	2	0	1	1	0	4	0	0		Erik Johnson	2	0	0	0	-2	2	0	0	
Ryan Dzingel	1	0	1	1	1	0	0	0		Andreas Martinsen	2	0	0	0	-1	5	0	0	
Mark Borowiecki	2	0	0	0	2	6	0	0		Cody McLeod	2	0	0	0	-2	2	0	0	
Alex Chiasson	2	0	0	0	-1	0	0	0		Chris Bigras	1	0	0	0	0	2	0	0	
Jean-Gabriel Pageau	2	0	0	0	-1	0	0	0		Andrew Bodnarchuk	1	0	0	0	0	0	0	0	
Bobby Ryan	2	0	0	0	2	0	0	0		Dennis Everberg	1	0	0	0	-1	0	0	0	
Jared Cowen	1	0	0	0	1	0	0	0		Brandon Gormley	1	0	0	0	0	0	0	0	
Milan Michalek	1	0	0	0	-2	4	0	0		John Mitchell	1	0	0	0	0	2	0	0	
Chris Wideman	1	0	0	0	1	0	0	0		Zach Redmond	1	0	0	0	0	0	0	0	
Patrick Wiercioch	1	0	0	0	0	2	0	0		Jack Skille	1	0	0	0	0	0	0	0	

Power Play: 2-5 40.0% / Penalty Killing: 6-10 60.0%

Power Play: 4-10 40.0% / Penalty Killing: 3-5 60.0%

Goaltending

SENATORS									AVALANCHE									
Goalie	GP	Min	WLOT	GA	SA	SV	GAA	SV%		Goalie	GP	Min	WLOT	GA	SA	SV	GAA	SV%
Craig Anderson	1	60	1-0-0	3	43	40	3.00	.930		Semyon Varlamov	2	82	1-0-0	6	44	38	4.41	.864
Andrew Hammond	1	58	0-1-0	3	26	23	3.08	.885		Reto Berra	1	35	0-1-0	1	13	12	1.70	.923

Goals by Period

SENATORS						AVALANCHE					
	1st	2nd	3rd	OT	Total		1st	2nd	3rd	OT	Total
Goals	2	4	2	0	8	Goals	2	2	3	0	7

Shots by Period

SENATORS						AVALANCHE					
	1st	2nd	3rd	OT	Total		1st	2nd	3rd	OT	Total
Shots	23	19	16	0	58	Shots	24	17	29	0	70

* - Overtime ** - Shootout

OTTAWA SENATORS vs. COLUMBUS BLUE JACKETS 2015-2016 REGULAR SEASON

at OTTAWA SENATORS

Date	Score	W Goal
19 Nov '15	CBJ 0 @ OTT 3	Erik Karlsson

at COLUMBUS BLUE JACKETS

Date	Score	W Goal
13 Feb '16	OTT 2 @ CBJ 4	Brandon Saad
14 Oct '15	OTT 7 @ CBJ 3	Mika Zibanejad

Individual Scoring

SENATORS									
Player	GP	G	A	P	+/-	PIM	PP	SH	
Erik Karlsson	3	2	6	8	2	4	0	0	
Bobby Ryan	3	2	3	5	0	2	1	0	
Mika Zibanejad	3	1	4	5	1	2	0	0	
Kyle Turris	3	2	2	4	2	2	1	0	
Jean-Gabriel Pageau	3	1	1	2	1	0	0	0	
Milan Michalek	2	1	1	2	2	0	1	0	
Mark Stone	3	0	2	2	0	2	0	0	
Cody Ceci	3	1	0	1	1	0	0	0	
Mike Hoffman	3	1	0	1	3	0	0	0	
Marc Methot	3	1	0	1	3	2	0	0	
Mark Borowiecki	3	0	1	1	1	11	0	0	
Jared Cowen	1	0	1	1	0	0	0	0	
Dion Phaneuf	1	0	1	1	0	0	0	0	
Alex Chiasson	3	0	0	0	1	7	0	0	
Curtis Lazar	3	0	0	0	1	5	0	0	
Chris Neil	3	0	0	0	0	2	0	0	
Zack Smith	3	0	0	0	-2	0	0	0	
Chris Wideman	2	0	0	0	-2	0	0	0	
Patrick Wiercioch	2	0	0	0	1	4	0	0	
Ryan Dzingel	1	0	0	0	0	0	0	0	
Clarke MacArthur	1	0	0	0	-1	0	0	0	
Shane Prince	1	0	0	0	-1	0	0	0	
Matt Puempel	1	0	0	0	0	2	0	0	

Power Play: 3-11 27.3% / Penalty Killing: 8-9 88.9%

BLUE JACKETS									
Player	GP	G	A	P	+/-	PIM	PP	SH	
Boone Jenner	3	3	0	3	0	6	0	0	
Cam Atkinson	3	1	2	3	1	4	0	0	
Brandon Saad	3	2	0	2	-1	4	1	0	
Brandon Dubinsky	2	1	1	2	3	2	0	0	
Ryan Johansen	2	0	2	2	-3	2	0	0	
Seth Jones	1	0	2	2	2	0	0	0	
Nick Foligno	3	0	1	1	-4	2	0	0	
Scott Hartnell	3	0	1	1	-3	2	0	0	
Dalton Prout	2	0	1	1	-2	0	0	0	
Alexander Wennberg	1	0	1	1	0	0	0	0	
Rene Bourque	3	0	0	0	0	0	0	0	
Matt Calvert	3	0	0	0	-1	9	0	0	
Gregory Campbell	3	0	0	0	-1	5	0	0	
Jack Johnson	3	0	0	0	-1	0	0	0	
William Karlsson	3	0	0	0	-1	0	0	0	
Ryan Murray	3	0	0	0	1	0	0	0	
David Savard	3	0	0	0	-2	15	0	0	
Fedor Tyutin	3	0	0	0	-1	0	0	0	
Kevin Connauton	2	0	0	0	-1	5	0	0	
Kerby Rychel	2	0	0	0	0	2	0	0	
Josh Anderson	1	0	0	0	0	0	0	0	
Jared Boll	1	0	0	0	0	0	0	0	
Cody Goloubef	1	0	0	0	-1	0	0	0	

Power Play: 1-9 11.1% / Penalty Killing: 8-11 72.7%

Goaltending

SENATORS								
Goalle	GP	Min	WLOT	GA	SA	SV	GAA	SV%
Craig Anderson	3	178	2-1-0	6	105	99	2.02	.943

BLUE JACKETS								
Goalle	GP	Min	WLOT	GA	SA	SV	GAA	SV%
Joonas Korpisalo	1	60	1-0-0	2	35	33	2.00	.943
Curtis McElhinney	1	60	0-1-0	2	28	26	2.00	.929
Sergei Bobrovsky	1	59	0-1-0	6	26	20	6.09	.769

Goals by Period

SENATORS					
	1st	2nd	3rd	OT	Total
Goals	1	5	6	0	12

BLUE JACKETS					
	1st	2nd	3rd	OT	Total
Goals	3	2	2	0	7

Shots by Period

SENATORS					
	1st	2nd	3rd	OT	Total
Shots	21	34	36	0	91

BLUE JACKETS					
	1st	2nd	3rd	OT	Total
Shots	35	37	34	0	106

* - Overtime ** - Shootout

OTTAWA SENATORS vs. DALLAS STARS 2015-2016 REGULAR SEASON

at OTTAWA SENATORS

Date	Score	W Goal
06 Mar '16	DAL 2 @ OTT 1	Antoine Roussel

at DALLAS STARS

Date	Score	W Goal
24 Nov '15	OTT 7 @ DAL 4	Jean-Gabriel Pageau

Individual Scoring

SENATORS										STARS									
Player	GP	G	A	P	+/-	PIM	PP	SH		Player	GP	G	A	P	+/-	PIM	PP	SH	
Jean-Gabriel Pageau	2	2	2	4	4	2	0	1		Jamie Benn	2	2	2	4	-2	2	0	1	
Mark Stone	2	1	3	4	3	0	0	0		Patrick Sharp	1	1	1	2	-1	0	0	0	
Mike Hoffman	2	2	0	2	0	0	1	0		Antoine Roussel	2	1	0	1	3	0	0	0	
Bobby Ryan	2	1	0	1	-3	0	0	0		Tyler Seguin	2	1	0	1	-2	0	0	0	
Zack Smith	2	1	0	1	1	2	0	0		Jason Spezza	2	1	0	1	-2	2	1	0	
Milan Michalek	1	1	0	1	2	0	0	0		Cody Eakin	2	0	1	1	2	4	0	0	
Alex Chiasson	2	0	1	1	0	0	0	0		Alex Goligoski	2	0	1	1	-3	0	0	0	
Erik Karlsson	2	0	1	1	-1	0	0	0		Ales Hemsky	2	0	1	1	-1	0	0	0	
Curtis Lazar	2	0	1	1	1	0	0	0		Jordie Benn	1	0	1	1	2	0	0	0	
Cody Ceci	2	0	0	0	2	0	0	0		John Klingberg	1	0	1	1	-3	0	0	0	
Marc Methot	2	0	0	0	1	0	0	0		Kris Russell	1	0	1	1	0	2	0	0	
Chris Neil	2	0	0	0	0	2	0	0		Vernon Fiddler	2	0	0	0	-2	0	0	0	
Chris Wideman	2	0	0	0	-1	0	0	0		Mattias Janmark	2	0	0	0	-1	2	0	0	
Mika Zibanejad	2	0	0	0	0	0	0	0		Valeri Nichushkin	2	0	0	0	0	0	0	0	
Mark Borowiecki	1	0	0	0	1	2	0	0		Johnny Oduya	2	0	0	0	1	0	0	0	
Jared Cowen	1	0	0	0	3	0	0	0		Jamie Oleksiak	2	0	0	0	0	0	0	0	
Ryan Dzingel	1	0	0	0	-1	0	0	0		Colton Sceviour	2	0	0	0	-1	0	0	0	
Scott Gomez	1	0	0	0	-1	0	0	0		Jason Demers	1	0	0	0	0	0	0	0	
Michael Kostka	1	0	0	0	-1	0	0	0		Patrick Eaves	1	0	0	0	-1	0	0	0	
Nick Paul	1	0	0	0	0	0	0	0		Radek Faksa	1	0	0	0	0	0	0	0	
Dion Phaneuf	1	0	0	0	1	0	0	0		Jyrki Jokipakka	1	0	0	0	0	0	0	0	
Shane Prince	1	0	0	0	0	0	0	0		Patrik Nemeth	1	0	0	0	0	0	0	0	
Kyle Turris	1	0	0	0	-2	0	0	0		Brett Ritchie	1	0	0	0	-1	0	0	0	

Power Play: 1-6 16.7% / Penalty Killing: 3-4 75.0%

Power Play: 1-4 25.0% / Penalty Killing: 5-6 83.3%

Goaltending

SENATORS										STARS									
Goalie	GP	Min	WLOT	GA	SA	SV	GAA	SV%		Goalie	GP	Min	WLOT	GA	SA	SV	GAA	SV%	
Craig Anderson	1	60	1-0-0	4	37	33	4.00	.892		Kari Lehtonen	2	69	1-0-0	2	27	25	1.75	.926	
Andrew Hammond	1	58	0-1-0	2	25	23	2.07	.920		Antti Niemi	1	51	0-1-0	5	16	11	5.87	.688	

Goals by Period

SENATORS						STARS					
	1st	2nd	3rd	OT	Total		1st	2nd	3rd	OT	Total
Goals	2	3	3	0	8	Goals	0	2	4	0	6

Shots by Period

SENATORS						STARS					
	1st	2nd	3rd	OT	Total		1st	2nd	3rd	OT	Total
Shots	17	12	15	0	44	Shots	20	20	22	0	62

* - Overtime ** - Shootout

OTTAWA SENATORS vs. DETROIT RED WINGS 2015-2016 REGULAR SEASON

at OTTAWA SENATORS

Date	Score	W Goal
20 Feb '16 **	DET 2 @ OTT 3	Kyle Turris
16 Nov '15 *	DET 4 @ OTT 3	Tomas Tatar
31 Oct '15	DET 5 @ OTT 3	Dylan Larkin

at DETROIT RED WINGS

Date	Score	W Goal
10 Feb '16	OTT 1 @ DET 3	Henrik Zetterberg
30 Oct '15	OTT 3 @ DET 1	Matt Puempel

Individual Scoring

SENATORS									
Player	GP	G	A	P	+/-	PIM	PP	SH	
Bobby Ryan	5	3	1	4	-1	0	0	0	
Mark Stone	5	1	3	4	-4	4	0	0	
Erik Karlsson	5	0	4	4	0	2	0	0	
Mike Hoffman	3	1	2	3	-1	0	1	0	
Zack Smith	5	2	0	2	-2	4	1	0	
Kyle Turris	5	2	0	2	0	2	0	0	
Matt Puempel	3	1	0	1	2	0	0	0	
Dion Phaneuf	2	1	0	1	0	0	0	0	
Chris Wideman	2	1	0	1	1	0	0	0	
Cody Ceci	5	0	1	1	-2	6	0	0	
Jean-Gabriel Pageau	5	0	1	1	-2	0	0	0	
Mika Zibanejad	5	0	1	1	0	0	0	0	
Milan Michalek	3	0	1	1	0	0	0	0	
Shane Prince	3	0	1	1	0	0	0	0	
Mark Borowiecki	5	0	0	0	1	2	0	0	
Alex Chiasson	5	0	0	0	0	6	0	0	
Marc Methot	5	0	0	0	-1	0	0	0	
Chris Neil	5	0	0	0	0	26	0	0	
Patrick Wiercioch	4	0	0	0	-1	0	0	0	
Curtis Lazar	3	0	0	0	2	0	0	0	
Jared Cowen	2	0	0	0	0	0	0	0	
Ryan Dzingel	2	0	0	0	0	0	0	0	
Max McCormick	2	0	0	0	0	0	0	0	
Nick Paul	1	0	0	0	0	2	0	0	

Power Play: 2-18 11.1% / Penalty Killing: 11-14 78.6%

RED WINGS									
Player	GP	G	A	P	+/-	PIM	PP	SH	
Gustav Nyquist	5	2	4	6	2	4	1	0	
Danny DeKeyser	5	2	2	4	2	0	0	0	
Henrik Zetterberg	5	2	2	4	1	0	1	0	
Tomas Tatar	5	2	1	3	-1	2	1	0	
Luke Glendening	5	0	3	3	-1	6	0	0	
Dylan Larkin	4	2	0	2	2	2	0	0	
Darren Helm	5	1	1	2	-1	4	0	0	
Riley Sheahan	5	1	1	2	-2	0	0	0	
Andreas Athanasiou	3	1	1	2	2	0	0	0	
Niklas Kronwall	3	0	2	2	0	2	0	0	
Mike Green	2	0	2	2	1	0	0	0	
Jonathan Ericsson	4	1	0	1	2	14	0	0	
Brad Richards	2	1	0	1	0	0	0	0	
Justin Abdelkader	5	0	1	1	1	2	0	0	
Teemu Pulkkinen	4	0	1	1	0	0	0	0	
Brendan Smith	4	0	1	1	2	4	0	0	
Pavel Datsyuk	3	0	1	1	1	0	0	0	
Alexey Marchenko	5	0	0	0	-2	2	0	0	
Jakub Kindl	4	0	0	0	-1	4	0	0	
Tomas Jurco	3	0	0	0	1	2	0	0	
Drew Miller	3	0	0	0	-1	0	0	0	
Joakim Andersson	2	0	0	0	1	0	0	0	
Kyle Quincey	2	0	0	0	0	2	0	0	
Landon Ferraro	1	0	0	0	-1	0	0	0	
Xavier Ouellet	1	0	0	0	0	0	0	0	

Power Play: 3-14 21.4% / Penalty Killing: 16-18 88.9%

Goaltending

SENATORS								
Goalie	GP	Min	WLOT	GA	SA	SV	GAA	SV%
Craig Anderson	4	244	1-2-1	13	124	111	3.20	.895
Andrew Hammond	1	60	1-0-0	1	30	29	1.00	.967

RED WINGS								
Goalie	GP	Min	WLOT	GA	SA	SV	GAA	SV%
Petr Mrazek	3	185	2-0-1	6	86	80	1.95	.930
Jimmy Howard	2	120	1-1-0	5	59	54	2.51	.915

Goals by Period

SENATORS					
	1st	2nd	3rd	OT	Total
Goals	2	3	7	0	12

RED WINGS					
	1st	2nd	3rd	OT	Total
Goals	4	6	4	1	15

Shots by Period

SENATORS					
	1st	2nd	3rd	OT	Total
Shots	49	40	54	3	146

RED WINGS					
	1st	2nd	3rd	OT	Total
Shots	49	51	47	8	155

* - Overtime ** - Shootout

OTTAWA SENATORS vs. EDMONTON OILERS 2015-2016 REGULAR SEASON

at OTTAWA SENATORS

Date	Score	W Goal
04 Feb '16	EDM 7 @ OTT 2	Jordan Eberle

at EDMONTON OILERS

Date	Score	W Goal
23 Feb '16	OTT 4 @ EDM 1	Zack Smith

Individual Scoring

SENATORS										OILERS									
Player	GP	G	A	P	+/-	PIM	PP	SH		Player	GP	G	A	P	+/-	PIM	PP	SH	
Mark Stone	2	2	1	3	1	2	0	0		Jordan Eberle	2	3	1	4	1	0	1	0	
Zack Smith	2	1	1	2	2	5	1	0		Connor McDavid	2	0	3	3	0	2	0	0	
Erik Karlsson	2	0	2	2	-1	2	0	0		Brandon Davidson	2	1	1	2	2	2	1	0	
Jean-Gabriel Pageau	2	0	2	2	2	2	0	0		Leon Draisaitl	2	1	1	2	1	0	0	0	
Alex Chiasson	2	1	0	1	0	0	0	0		Lauri Korpikoski	2	0	2	2	1	0	0	0	
Mike Hoffman	2	1	0	1	-2	0	1	0		Benoit Pouliot	2	0	2	2	1	2	0	0	
Nick Paul	1	1	0	1	1	0	0	0		Mark Fayne	2	1	0	1	1	2	0	0	
Curtis Lazar	2	0	1	1	1	2	0	0		Zack Kassian	2	1	0	1	-1	0	0	0	
Bobby Ryan	2	0	1	1	-2	0	0	0		Andrej Sekera	2	1	0	1	1	2	1	0	
Chris Wideman	2	0	1	1	1	2	0	0		Taylor Hall	2	0	1	1	0	0	0	0	
Mika Zibanejad	2	0	1	1	-4	0	0	0		Matt Hendricks	2	0	1	1	1	0	0	0	
Mark Borowiecki	2	0	0	0	-2	0	0	0		Mark Letestu	2	0	1	1	-2	0	0	0	
Cody Ceci	2	0	0	0	0	0	0	0		Iiro Pakarinen	2	0	1	1	1	0	0	0	
Marc Methot	2	0	0	0	-1	0	0	0		Teddy Purcell	2	0	1	1	1	0	0	0	
Chris Neil	2	0	0	0	0	2	0	0		Eric Gryba	1	0	1	1	1	10	0	0	
Ryan Dzingel	1	0	0	0	0	0	0	0		Darnell Nurse	2	0	0	0	1	9	0	0	
Dave Dziurzynski	1	0	0	0	0	0	0	0		Justin Schultz	2	0	0	0	-2	0	0	0	
Max McCormick	1	0	0	0	-1	10	0	0		Nail Yakupov	2	0	0	0	-2	0	0	0	
Dion Phaneuf	1	0	0	0	1	0	0	0		Jordan Oesterle	1	0	0	0	-1	0	0	0	
Shane Prince	1	0	0	0	-2	2	0	0											
Kyle Turris	1	0	0	0	0	0	0	0											
Patrick Wiercioch	1	0	0	0	0	0	0	0											

Power Play: 3-6 50.0% / Penalty Killing: 4-6 66.7%

Power Play: 2-6 33.3% / Penalty Killing: 3-6 50.0%

Goaltending

SENATORS										OILERS										
Goalie	GP	Min	WLOT	GA	SA	SV	GAA	SV%		Goalie	GP	Min	WLOT	GA	SA	SV	GAA	SV%		
Craig Anderson	2	72	1-1-0	4	42	38	3.35	.905		Cam Talbot	2	120	1-1-0	5	62	57	2.51	.919		
Andrew Hammond	1	48	0-0-0	4	18	14	4.97	.778												

Goals by Period

SENATORS						OILERS					
	1st	2nd	3rd	OT	Total		1st	2nd	3rd	OT	Total
Goals	2	2	2	0	6	Goals	3	2	3	0	8

Shots by Period

SENATORS						OILERS					
	1st	2nd	3rd	OT	Total		1st	2nd	3rd	OT	Total
Shots	22	23	18	0	63	Shots	25	19	16	0	60

* - Overtime ** - Shootout

OTTAWA SENATORS vs. FLORIDA PANTHERS 2015-2016 REGULAR SEASON

at OTTAWA SENATORS

Date	Score	W Goal
07 Apr '16	FLA 1 @ OTT 3	Buddy Robinson
07 Jan '16	FLA 3 @ OTT 2	Aleksander Barkov

at FLORIDA PANTHERS

Date	Score	W Goal
10 Mar '16	OTT 2 @ FLA 6	Aaron Ekblad
22 Dec '15 **	OTT 1 @ FLA 2	Brandon Pirri
08 Dec '15	OTT 4 @ FLA 2	Mike Hoffman

Individual Scoring

SENATORS									
Player	GP	G	A	P	+/-	PIM	PP	SH	
Erik Karlsson	5	1	4	5	-3	6	0	0	
Mark Stone	4	1	4	5	-1	0	1	0	
Zack Smith	5	2	1	3	1	4	1	0	
Mika Zibanejad	5	1	1	2	-2	0	1	0	
Cody Ceci	4	1	1	2	-3	2	0	0	
Kyle Turris	3	1	1	2	-2	2	1	0	
Bobby Ryan	4	0	2	2	-2	0	0	0	
Mike Hoffman	5	1	0	1	0	2	0	0	
Jean-Gabriel Pageau	5	1	0	1	2	0	0	1	
Max McCormick	1	1	0	1	0	0	0	0	
Milan Michalek	1	1	0	1	1	2	0	0	
Buddy Robinson	1	1	0	1	2	0	0	0	
Chris Neil	5	0	1	1	0	0	0	0	
Chris Wideman	3	0	1	1	1	2	0	0	
Curtis Lazar	5	0	0	0	-3	0	0	0	
Alex Chiasson	4	0	0	0	-3	2	0	0	
Marc Methot	4	0	0	0	-3	4	0	0	
Patrick Wiercioch	4	0	0	0	-2	0	0	0	
Mark Borowiecki	3	0	0	0	-1	2	0	0	
Ryan Dzingel	3	0	0	0	-2	2	0	0	
Fredrik Claesson	2	0	0	0	-2	0	0	0	
Jared Cowen	2	0	0	0	2	4	0	0	
Dave Dziurzynski	2	0	0	0	-2	0	0	0	
Michael Kostka	2	0	0	0	1	0	0	0	
Shane Prince	2	0	0	0	-1	0	0	0	
Matt Puempel	2	0	0	0	-3	0	0	0	
Scott Gomez	1	0	0	0	-1	0	0	0	
Ben Harpur	1	0	0	0	0	0	0	0	
Nick Paul	1	0	0	0	2	0	0	0	
Dion Phaneuf	1	0	0	0	-2	0	0	0	

Power Play: 4-15 26.7% / Penalty Killing: 18-16 100.0%

PANTHERS									
Player	GP	G	A	P	+/-	PIM	PP	SH	
Vincent Trocheck	4	2	4	6	5	2	0	0	
Jaromir Jagr	5	3	2	5	4	0	0	0	
Jonathan Huberdeau	5	1	3	4	4	4	0	0	
Reilly Smith	5	2	1	3	3	0	0	0	
Jussi Jokinen	5	1	2	3	4	12	0	0	
Aleksander Barkov	5	1	1	2	2	2	0	0	
Aaron Ekblad	5	1	1	2	1	4	0	0	
Logan Shaw	4	1	0	1	-1	0	0	0	
Corban Knight	2	1	0	1	1	0	0	0	
Brian Campbell	5	0	1	1	4	0	0	0	
Erik Gudbranson	4	0	1	1	2	4	0	0	
Derek MacKenzie	4	0	1	1	0	0	0	0	
Alex Petrovic	4	0	1	1	2	0	0	0	
Quinton Howden	3	0	1	1	-1	0	0	0	
Brandon Pirri	3	0	1	1	-1	4	0	0	
Dmitry Kulikov	5	0	0	0	0	0	0	0	
Shawn Thornton	4	0	0	0	-1	0	0	0	
Nick Bjugstad	3	0	0	0	-2	0	0	0	
Willie Mitchell	3	0	0	0	1	4	0	0	
Jiri Hudler	2	0	0	0	-1	2	0	0	
Steven Kampfer	2	0	0	0	-1	0	0	0	
Jakub Kindl	2	0	0	0	2	0	0	0	
Dave Bolland	1	0	0	0	0	0	0	0	
Connor Brickley	1	0	0	0	-1	0	0	0	
Rocco Grimaldi	1	0	0	0	-1	2	0	0	
Greg McKegg	1	0	0	0	0	0	0	0	
Teddy Purcell	1	0	0	0	-1	0	0	0	
Garrett Wilson	1	0	0	0	0	2	0	0	

Power Play: 0-16 0.0% / Penalty Killing: 11-15 73.3%

Goaltending

SENATORS									
Goalle	GP	Min	WLOT	GA	SA	SV	GAA	SV%	
Craig Anderson	5	303	2-2-1	13	148	135	2.58	.912	

PANTHERS									
Goalle	GP	Min	WLOT	GA	SA	SV	GAA	SV%	
Roberto Luongo	4	244	3-1-0	8	98	90	1.97	.918	
Al Montoya	1	58	0-1-0	3	23	20	3.10	.870	

Goals by Period

SENATORS					
	1st	2nd	3rd	OT	Total
Goals	2	4	6	0	12

PANTHERS					
	1st	2nd	3rd	OT	Total
Goals	4	5	4	0	13

Shots by Period

SENATORS					
	1st	2nd	3rd	OT	Total
Shots	42	41	37	2	122

PANTHERS					
	1st	2nd	3rd	OT	Total
Shots	47	54	45	2	148

* - Overtime ** - Shootout

OTTAWA SENATORS vs. LOS ANGELES KINGS

2015-2016 REGULAR SEASON

at OTTAWA SENATORS

Date	Score	W Goal
14 Dec '15	LAK 3 @ OTT 5	Mike Hoffman

at LOS ANGELES KINGS

Date	Score	W Goal
16 Jan '16	OTT 5 @ LAK 3	Mika Zibanejad

Individual Scoring

SENATORS										KINGS									
Player	GP	G	A	P	+/-	PIM	PP	SH		Player	GP	G	A	P	+/-	PIM	PP	SH	
Mika Zibanejad	2	2	3	5	4	0	1	0		Tyler Toffoli	2	2	1	3	2	0	1	0	
Mike Hoffman	2	2	1	3	3	2	0	0		Jeff Carter	2	1	2	3	-2	0	0	0	
Erik Karlsson	2	1	2	3	2	0	0	0		Milan Lucic	2	0	3	3	1	0	0	0	
Bobby Ryan	2	1	2	3	2	0	0	0		Jake Muzzin	2	1	1	2	0	0	0	0	
Jean-Gabriel Pageau	2	1	1	2	2	0	0	0		Anze Kopitar	2	0	2	2	0	2	0	0	
Curtis Lazar	2	0	2	2	4	2	0	0		Vincent Lecavalier	1	1	0	1	0	0	1	0	
Mark Borowiecki	2	1	0	1	1	0	0	0		Jamie McBain	1	1	0	1	0	0	0	0	
Alex Chiasson	2	1	0	1	3	0	0	0		Christian Ehrhoff	2	0	1	1	-2	0	0	0	
Kyle Turris	2	1	0	1	-2	4	0	0		Alec Martinez	2	0	1	1	1	0	0	0	
Cody Ceci	2	0	1	1	1	0	0	0		Dustin Brown	2	0	0	0	-4	0	0	0	
Mark Stone	2	0	1	1	-2	0	0	0		Drew Doughty	2	0	0	0	-4	2	0	0	
Marc Methot	2	0	0	0	4	0	0	0		Marian Gaborik	2	0	0	0	-1	2	0	0	
Chris Neil	2	0	0	0	1	0	0	0		Brayden McNabb	2	0	0	0	-2	2	0	0	
Zack Smith	2	0	0	0	0	0	0	0		Jordan Nolan	2	0	0	0	-1	2	0	0	
Patrick Wiercioch	2	0	0	0	1	4	0	0		Tanner Pearson	2	0	0	0	-2	0	0	0	
Fredrik Claesson	1	0	0	0	0	0	0	0		Nick Shore	2	0	0	0	-2	4	0	0	
Jared Cowen	1	0	0	0	0	0	0	0		Andy Andreoff	1	0	0	0	-2	0	0	0	
Dave Dziurzynski	1	0	0	0	-1	0	0	0		Derek Forbort	1	0	0	0	-1	0	0	0	
Milan Michalek	1	0	0	0	1	0	0	0		Dwight King	1	0	0	0	-2	0	0	0	
Shane Prince	1	0	0	0	0	0	0	0		Trevor Lewis	1	0	0	0	0	0	0	0	
Chris Wideman	1	0	0	0	1	0	0	0		Michael Mersch	1	0	0	0	-2	0	0	0	
										Luke Schenn	1	0	0	0	-2	0	0	0	

Power Play: 1-8 12.5% / Penalty Killing: 4-8 86.7%

Power Play: 2-6 33.3% / Penalty Killing: 7-8 87.5%

Goaltending

SENATORS										KINGS									
Goalie	GP	Min	WLOT	GA	SA	SV	GAA	SV%		Goalie	GP	Min	WLOT	GA	SA	SV	GAA	SV%	
Craig Anderson	2	120	2-0-0	6	69	63	3.01	.913		Jonathan Quick	2	118	0-2-0	9	43	34	4.60	.791	

Goals by Period

SENATORS						KINGS					
	1st	2nd	3rd	OT	Total		1st	2nd	3rd	OT	Total
Goals	0	5	5	0	10	Goals	2	2	2	0	6

Shots by Period

SENATORS						KINGS					
	1st	2nd	3rd	OT	Total		1st	2nd	3rd	OT	Total
Shots	13	13	18	0	44	Shots	18	30	21	0	69

* - Overtime ** - Shootout

OTTAWA SENATORS vs. MINNESOTA WILD 2015-2016 REGULAR SEASON

at OTTAWA SENATORS

Date	Score	W Goal
15 Mar '16 *	MIN 2 @ OTT 3	Erik Karlsson

at MINNESOTA WILD

Date	Score	W Goal
31 Mar '16	OTT 3 @ MIN 2	Cody Ceci

Individual Scoring

SENATORS										WILD									
Player	GP	G	A	P	+/-	PIM	PP	SH		Player	GP	G	A	P	+/-	PIM	PP	SH	
Erik Karlsson	2	2	3	5	3	0	0	0		Erik Haula	2	1	1	2	-1	0	0	0	
Jean-Gabriel Pageau	2	1	2	3	0	0	0	0		Nino Niederreiter	2	1	0	1	0	0	0	0	
Bobby Ryan	2	0	3	3	5	2	0	0		Zach Parise	2	1	0	1	-2	0	0	0	
Mika Zibanejad	2	1	1	2	1	0	0	0		Ryan Carter	1	1	0	1	1	2	0	0	
Cody Ceci	2	1	0	1	0	0	0	0		Charlie Coyle	2	0	1	1	-2	0	0	0	
Mike Hoffman	2	1	0	1	0	0	0	0		Matt Dumba	2	0	1	1	1	7	0	0	
Chris Wideman	2	0	1	1	0	0	0	0		Justin Fontaine	2	0	1	1	0	0	0	0	
Mark Stone	1	0	1	1	1	0	0	0		Mikael Granlund	2	0	1	1	1	0	0	0	
Alex Chiasson	2	0	0	0	-2	0	0	0		Marco Scandella	2	0	1	1	-1	0	0	0	
Ryan Dzingel	2	0	0	0	0	5	0	0		Jason Pominville	1	0	1	1	1	0	0	0	
Scott Gomez	2	0	0	0	-1	0	0	0		Jonas Brodin	2	0	0	0	-1	0	0	0	
Curtis Lazar	2	0	0	0	0	0	0	0		Mikko Koivu	2	0	0	0	-1	4	0	0	
Marc Methot	2	0	0	0	1	4	0	0		Jordan Schroeder	2	0	0	0	0	0	0	0	
Chris Neil	2	0	0	0	-1	0	0	0		Jared Spurgeon	2	0	0	0	-2	0	0	0	
Nick Paul	2	0	0	0	0	0	0	0		Jarret Stoll	2	0	0	0	-1	0	0	0	
Zack Smith	2	0	0	0	3	2	0	0		Ryan Suter	2	0	0	0	-1	0	0	0	
Fredrik Claesson	1	0	0	0	1	0	0	0		David Jones	1	0	0	0	-1	0	0	0	
Ben Harpur	1	0	0	0	0	0	0	0		Chris Porter	1	0	0	0	0	0	0	0	
Michael Kostka	1	0	0	0	-1	0	0	0		Nate Prosser	1	0	0	0	1	0	0	0	
Dion Phaneuf	1	0	0	0	0	2	0	0		Mike Reilly	1	0	0	0	-1	0	0	0	
Matt Puempel	1	0	0	0	0	0	0	0		Thomas Vanek	1	0	0	0	0	0	0	0	
										Jason Zucker	1	0	0	0	0	0	0	0	

Power Play: 0-4 0.0% / Penalty Killing: 5-5 100.0%

Power Play: 0-5 0.0% / Penalty Killing: 4-4 100.0%

Goaltending

SENATORS										WILD									
Goalie	GP	Min	WLOT	GA	SA	SV	GAA	SV%		Goalie	GP	Min	WLOT	GA	SA	SV	GAA	SV%	
Craig Anderson	2	123	2-0-0	4	50	46	1.95	.920		Devan Dubnyk	2	123	0-1-1	6	42	36	2.92	.857	

Goals by Period

SENATORS						WILD					
	1st	2nd	3rd	OT	Total		1st	2nd	3rd	OT	Total
Goals	0	3	2	1	6	Goals	1	1	2	0	4

Shots by Period

SENATORS						WILD					
	1st	2nd	3rd	OT	Total		1st	2nd	3rd	OT	Total
Shots	18	11	9	4	42	Shots	15	21	13	1	50

* - Overtime ** - Shootout

OTTAWA SENATORS vs. MONTRÉAL CANADIENS

2015-2016 REGULAR SEASON

at OTTAWA SENATORS

Date	Score	W Goal
19 Mar '16	MTL 0 @ OTT 5	Jean-Gabriel Pageau
11 Oct '15	MTL 3 @ OTT 1	Tomas Plekanec

at MONTRÉAL CANADIENS

Date	Score	W Goal
12 Dec '15	OTT 1 @ MTL 3	Max Pacioretty
03 Nov '15 *	OTT 2 @ MTL 1	Kyle Turris

Individual Scoring

SENATORS										CANADIENS									
Player	GP	G	A	P	+/-	PIM	PP	SH		Player	GP	G	A	P	+/-	PIM	PP	SH	
Jean-Gabriel Pageau	4	4	0	4	3	2	0	3		Tomas Plekanec	4	2	1	3	-1	4	0	0	
Mike Hoffman	4	0	3	3	0	0	0	0		Dale Weise	3	1	2	3	1	4	1	0	
Alex Chiasson	4	1	1	2	2	2	0	1		Max Pacioretty	4	1	1	2	-3	2	0	0	
Curtis Lazar	4	1	0	1	4	0	0	1		Alex Galchenyuk	4	0	2	2	-5	2	0	0	
Marc Methot	4	1	0	1	1	6	0	0		Andrei Markov	4	0	2	2	-1	0	0	0	
Mika Zibanejad	4	1	0	1	0	0	0	0		Brian Flynn	3	1	0	1	2	0	0	0	
Kyle Turris	3	1	0	1	-3	2	0	0		Torrey Mitchell	3	1	0	1	1	2	0	0	
Cody Ceci	4	0	1	1	2	2	0	0		Jeff Petry	3	1	0	1	-1	0	0	0	
Zack Smith	4	0	1	1	1	4	0	0		Nathan Beaulieu	4	0	1	1	-1	0	0	0	
Mark Stone	3	0	1	1	-1	8	0	0		P.K. Subban	3	0	1	1	2	0	0	0	
Dave Dziurzynski	1	0	1	1	0	0	0	0		Brendan Gallagher	2	0	1	1	0	0	0	0	
Dion Phaneuf	1	0	1	1	1	0	0	0		Charles Hudon	1	0	1	1	1	0	0	0	
Erik Karlsson	4	0	0	0	-2	4	0	0		Lars Eller	4	0	0	0	-4	0	0	0	
Chris Neil	4	0	0	0	0	5	0	0		Alexei Emelin	4	0	0	0	-1	2	0	0	
Bobby Ryan	4	0	0	0	-2	2	0	0		Paul Byron	3	0	0	0	-1	2	0	0	
Mark Borowiecki	3	0	0	0	1	0	0	0		David Desharnais	3	0	0	0	0	0	0	0	
Jared Cowen	3	0	0	0	2	0	0	0		Tomas Fleischmann	3	0	0	0	0	0	0	0	
Patrick Wiercioch	3	0	0	0	-2	4	0	0		Tom Gilbert	3	0	0	0	1	0	0	0	
Milan Michalek	2	0	0	0	0	0	0	0		Sven Andrighetto	2	0	0	0	1	0	0	0	
Matt Puempel	2	0	0	0	0	0	0	0		Devante Smith-Pelly	2	0	0	0	1	4	0	0	
Chris Wideman	2	0	0	0	0	2	0	0		Victor Bartley	1	0	0	0	0	0	0	0	
Scott Gomez	1	0	0	0	0	0	0	0		Mike Brown	1	0	0	0	0	5	0	0	
Michael Kostka	1	0	0	0	1	0	0	0		Daniel Carr	1	0	0	0	0	0	0	0	
Clarke MacArthur	1	0	0	0	0	0	0	0		Phillip Danault	1	0	0	0	0	0	0	0	
Nick Paul	1	0	0	0	0	2	0	0		Darren Dietz	1	0	0	0	-2	0	0	0	
Shane Prince	1	0	0	0	0	0	0	0		Lucas Lessio	1	0	0	0	0	0	0	0	

Power Play: 0-9 0.0% / Penalty Killing: 17-18 94.4%

Power Play: 1-18 5.6% / Penalty Killing: 9-9 100.0%

Goaltending

SENATORS									CANADIENS									
Goalie	GP	Min	WLOT	GA	SA	SV	GAA	SV%		Goalie	GP	Min	WLOT	GA	SA	SV	GAA	SV%
Andrew Hammond	1	60	1-0-0	0	30	30	0.00	1.000		Mike Condon	2	120	1-0-1	3	48	45	1.49	.938
Craig Anderson	2	87	1-1-0	4	68	64	2.76	.941		Dustin Tokarski	1	60	1-0-0	1	26	25	1.00	.962
Chris Driedger	1	32	0-0-0	0	11	11	0.00	1.000		Ben Scrivens	1	60	0-1-0	5	44	39	5.02	.886
Matthew O'Connor	1	58	0-1-0	3	34	31	3.10	.912										

Goals by Period

SENATORS						CANADIENS					
	1st	2nd	3rd	OT	Total		1st	2nd	3rd	OT	Total
Goals	1	4	3	1	9	Goals	4	2	1	0	7

Shots by Period

SENATORS						CANADIENS					
	1st	2nd	3rd	OT	Total		1st	2nd	3rd	OT	Total
Shots	38	38	41	1	118	Shots	65	38	40	0	143

* - Overtime ** - Shootout

OTTAWA SENATORS vs. NASHVILLE PREDATORS 2015-2016 REGULAR SEASON

at OTTAWA SENATORS

Date	Score	W Goal
17 Oct '15 **	NSH 4 @ OTT 3	James Neal

at NASHVILLE PREDATORS

Date	Score	W Goal
10 Nov '15	OTT 5 @ NSH 7	Barret Jackman

Individual Scoring

SENATORS										PREDATORS									
Player	GP	G	A	P	+/-	PIM	PP	SH		Player	GP	G	A	P	+/-	PIM	PP	SH	
Mike Hoffman	2	2	2	4	1	0	0	0		James Neal	2	2	1	3	-4	2	2	0	
Erik Karlsson	2	1	2	3	1	2	0	0		Mattias Ekholm	2	1	2	3	2	0	0	0	
Mark Stone	2	1	2	3	1	0	0	0		Roman Josi	2	1	2	3	-2	0	0	0	
Zack Smith	2	2	0	2	0	9	0	1		Austin Watson	2	1	2	3	3	2	0	0	
Bobby Ryan	2	0	2	2	-1	2	0	0		Gabriel Bourque	2	1	1	2	2	2	0	0	
Kyle Turris	2	0	2	2	1	2	0	0		Shea Weber	2	1	1	2	-2	0	1	0	
Curtis Lazar	2	1	0	1	-2	0	1	0		Ryan Ellis	2	0	2	2	2	0	0	0	
Milan Michalek	2	1	0	1	0	0	1	0		Seth Jones	2	0	2	2	1	2	0	0	
Jared Cowen	2	0	1	1	2	4	0	0		Mike Ribeiro	2	0	2	2	1	0	0	0	
Chris Neil	2	0	1	1	-1	2	0	0		Barret Jackman	2	1	0	1	1	5	0	0	
Patrick Wiercioch	2	0	1	1	-3	4	0	0		Craig Smith	2	1	0	1	2	0	0	0	
Mika Zibanejad	2	0	1	1	-1	2	0	0		Colton Sissons	1	1	0	1	4	0	0	0	
Mark Borowiecki	2	0	0	0	-2	7	0	0		Filip Forsberg	2	0	1	1	-2	0	0	0	
Cody Ceci	2	0	0	0	-1	0	0	0		Mike Fisher	2	0	0	0	-3	2	0	0	
Alex Chiasson	2	0	0	0	-1	0	0	0		Cody Hodgson	2	0	0	0	-1	0	0	0	
Jean-Gabriel Pageau	2	0	0	0	-1	0	0	0		Calle Jarnkrok	2	0	0	0	0	0	0	0	
Shane Prince	2	0	0	0	0	0	0	0		Colin Wilson	2	0	0	0	1	0	0	0	
Marc Methot	1	0	0	0	0	0	0	0		Paul Gaustad	1	0	0	0	0	7	0	0	
Chris Wideman	1	0	0	0	1	0	0	0		Eric Nystrom	1	0	0	0	0	0	0	0	
										Miikka Salomaki	1	0	0	0	0	2	0	0	

Power Play: 2-5 40.0% / Penalty Killing: 6-9 66.7%

Power Play: 3-9 33.3% / Penalty Killing: 3-5 60.0%

Goaltending

SENATORS									PREDATORS									
Goalie	GP	Min	WLOT	GA	SA	SV	GAA	SV%		Goalie	GP	Min	WLOT	GA	SA	SV	GAA	SV%
Craig Anderson	2	122	0-1-1	10	63	53	4.91	.841		Carter Hutton	1	65	1-0-0	3	41	38	2.78	.927
										Pekka Rinne	1	60	1-0-0	5	26	21	5.00	.808

Goals by Period

SENATORS						PREDATORS					
	1st	2nd	3rd	OT	Total		1st	2nd	3rd	OT	Total
Goals	3	4	1	0	8	Goals	2	4	4	0	10

Shots by Period

SENATORS						PREDATORS					
	1st	2nd	3rd	OT	Total		1st	2nd	3rd	OT	Total
Shots	23	16	25	3	67	Shots	21	19	22	1	63

* - Overtime ** - Shootout

OTTAWA SENATORS vs. NEW JERSEY DEVILS 2015-2016 REGULAR SEASON

at OTTAWA SENATORS

Date	Score	W Goal
30 Dec '15	NJD 3 @ OTT 0	Michael Cammalleri
22 Oct '15 **	NJD 5 @ OTT 4	Lee Stempniak

at NEW JERSEY DEVILS

Date	Score	W Goal
21 Jan '16	OTT 3 @ NJD 6	Travis Zajac

Individual Scoring

SENATORS										DEVILS									
Player	GP	G	A	P	+/-	PIM	PP	SH		Player	GP	G	A	P	+/-	PIM	PP	SH	
Mika Zibanejad	3	2	1	3	-1	0	0	1		Travis Zajac	3	2	4	6	2	0	1	0	
Chris Neil	3	1	2	3	3	9	0	0		Michael Cammalleri	3	2	3	5	4	0	1	0	
Mike Hoffman	3	2	0	2	-4	0	2	0		Lee Stempniak	3	3	1	4	2	4	0	1	
Cody Ceci	2	1	1	2	1	0	0	0		Kyle Palmieri	3	2	2	4	2	0	1	0	
Erik Karlsson	3	0	2	2	-2	2	0	0		Adam Henrique	3	2	1	3	3	0	0	0	
Shane Prince	3	0	2	2	2	0	0	0		Joseph Blandisi	1	1	2	3	0	2	1	0	
Zack Smith	3	1	0	1	-1	2	0	0		David Schlemko	3	0	2	2	1	0	0	0	
Curtis Lazar	3	0	1	1	-1	0	0	0		Jordin Tootoo	3	1	0	1	0	5	1	0	
Bobby Ryan	3	0	1	1	-3	0	0	0		Stephen Gionta	3	0	1	1	0	15	0	0	
Jared Cowen	2	0	1	1	1	0	0	0		Andy Greene	3	0	1	1	2	2	0	0	
Max McCormick	2	0	1	1	1	5	0	0		Damon Severson	3	0	1	1	-1	2	0	0	
Mark Borowiecki	3	0	0	0	-1	0	0	0		Jacob Josefson	2	0	1	1	0	0	0	0	
Alex Chiasson	3	0	0	0	-1	0	0	0		Sergey Kalinin	3	0	0	0	-2	2	0	0	
Jean-Gabriel Pageau	3	0	0	0	-1	0	0	0		Adam Larsson	3	0	0	0	5	4	0	0	
Mark Stone	3	0	0	0	-5	4	0	0		John Moore	3	0	0	0	0	2	0	0	
Chris Wideman	3	0	0	0	-2	4	0	0		Eric Gelinas	2	0	0	0	-1	0	0	0	
Patrick Wiercioch	3	0	0	0	0	0	0	0		Stefan Matteau	2	0	0	0	-1	2	0	0	
Milan Michalek	2	0	0	0	-1	0	0	0		Jiri Tlustý	2	0	0	0	0	0	0	0	
Kyle Turris	2	0	0	0	-2	4	0	0		Reid Boucher	1	0	0	0	0	0	0	0	
Fredrik Claesson	1	0	0	0	0	0	0	0		Bobby Farnham	1	0	0	0	0	7	0	0	
Marc Methot	1	0	0	0	-1	0	0	0		Jon Merrill	1	0	0	0	0	0	0	0	
Power Play: 2-13 15.4% / Penalty Killing: 5-10 50.0%										Brian O'Neill	1	0	0	0	-1	2	0	0	
										Tuomo Ruutu	1	0	0	0	0	0	0	0	
										Mike Sislo	1	0	0	0	0	0	0	0	
										Power Play: 5-10 50.0% / Penalty Killing: 11-13 84.6%									

Goaltending

SENATORS										DEVILS										
Goalle	GP	Min	WLOT	GA	SA	SV	GAA	SV%		Goalle	GP	Min	WLOT	GA	SA	SV	GAA	SV%		
Andrew Hammond	3	167	0-1-1	7	64	57	2.51	.891		Cory Schneider	3	183	3-0-0	7	107	100	2.29	.935		
Craig Anderson	1	14	0-1-0	4	7	3	17.22	.429												

Goals by Period

SENATORS						DEVILS					
	1st	2nd	3rd	OT	Total		1st	2nd	3rd	OT	Total
Goals	1	2	4	0	7	Goals	9	0	4	0	13

Shots by Period

SENATORS						DEVILS					
	1st	2nd	3rd	OT	Total		1st	2nd	3rd	OT	Total
Shots	28	42	35	2	107	Shots	31	18	20	4	73

* - Overtime ** - Shootout

OTTAWA SENATORS vs. NEW YORK ISLANDERS 2015-2016 REGULAR SEASON

at OTTAWA SENATORS

Date	Score	W Goal
22 Jan '16	NYI 5 @ OTT 2	Travis Hamonic
05 Dec '15 *	NYI 2 @ OTT 3	Erik Karlsson

at NEW YORK ISLANDERS

Date	Score	W Goal
23 Mar '16	OTT 1 @ NYI 3	Matt Martin

Individual Scoring

SENATORS										ISLANDERS										
Player	GP	G	A	P	+/-	PIM	PP	SH		Player	GP	G	A	P	+/-	PIM	PP	SH		
Erik Karlsson	3	2	4	6	4	2	0	0		John Tavares	3	2	1	3	1	0	0	0		
Mark Stone	3	2	0	2	2	2	0	0		Travis Hamonic	3	1	2	3	2	0	0	0		
Bobby Ryan	3	1	1	2	3	2	0	0		Matt Martin	3	2	0	2	0	9	0	0		
Mika Zibanejad	3	0	2	2	3	2	0	0		Josh Bailey	3	1	1	2	0	0	1	0		
Mike Hoffman	3	1	0	1	0	0	0	0		Nick Leddy	3	1	1	2	0	0	1	0		
Curtis Lazar	3	0	1	1	0	0	0	0		Kyle Okposo	3	1	1	2	-2	0	0	0		
Matt Puempel	2	0	1	1	-2	2	0	0		Anders Lee	3	0	2	2	1	0	0	0		
Ryan Dzingel	1	0	1	1	0	0	0	0		Frans Nielsen	3	0	2	2	-1	2	0	0		
Cody Ceci	3	0	0	0	-4	0	0	0		Mikhail Grabovski	2	0	2	2	1	0	0	0		
Jean-Gabriel Pageau	3	0	0	0	-1	0	0	0		Cal Clutterbuck	3	1	0	1	2	2	0	0		
Zack Smith	3	0	0	0	0	0	0	0		Brock Nelson	3	1	0	1	2	0	0	0		
Chris Wideman	3	0	0	0	-2	0	0	0		Calvin de Haan	3	0	1	1	2	0	0	0		
Mark Borowiecki	2	0	0	0	-1	5	0	0		Nikolay Kulemin	3	0	1	1	-1	0	0	0		
Alex Chiasson	2	0	0	0	0	0	0	0		Shane Prince	1	0	1	1	1	0	0	0		
Jared Cowen	2	0	0	0	-1	0	0	0		Casey Cizikas	3	0	0	0	1	0	0	0		
Marc Methot	2	0	0	0	0	0	0	0		Thomas Hickey	3	0	0	0	0	0	0	0		
Chris Neil	2	0	0	0	-3	2	0	0		Ryan Strome	3	0	0	0	2	2	0	0		
Shane Prince	2	0	0	0	-1	0	0	0		Johnny Boychuk	2	0	0	0	1	2	0	0		
Fredrik Claesson	1	0	0	0	0	0	0	0		Marek Zidlicky	2	0	0	0	1	0	0	0		
Dave Dziurzynski	1	0	0	0	-1	0	0	0		Ryan Pulock	1	0	0	0	-1	0	0	0		
Scott Gomez	1	0	0	0	-1	0	0	0		Brian Strait	1	0	0	0	0	0	0	0		
Michael Kostka	1	0	0	0	-1	0	0	0												
Max McCormick	1	0	0	0	-2	2	0	0												
Milan Michalek	1	0	0	0	1	0	0	0												
Nick Paul	1	0	0	0	-2	0	0	0												
Kyle Turris	1	0	0	0	0	0	0	0												
Patrick Wiercioch	1	0	0	0	-2	0	0	0												

Power Play: 2-8 25.0% / Penalty Killing: 6-6 100.0%

Power Play: 0-8 0.0% / Penalty Killing: 6-8 75.0%

Goaltending

SENATORS										ISLANDERS									
Goalle	GP	Min	WLOT	GA	SA	SV	GAA	SV%		Goalle	GP	Min	WLOT	GA	SA	SV	GAA	SV%	
Craig Anderson	1	61	1-0-0	2	31	29	1.96	.935		Jaroslav Halak	2	124	1-0-1	5	59	54	2.43	.915	
Andrew Hammond	2	118	0-2-0	8	57	49	4.06	.860		Jean-Francois Berube	1	60	1-0-0	1	23	22	1.00	.957	

Goals by Period

SENATORS						ISLANDERS					
Goals	1st	2nd	3rd	OT	Total	Goals	1st	2nd	3rd	OT	Total
Goals	0	2	3	1	6	Goals	2	4	4	0	10

Shots by Period

SENATORS						ISLANDERS					
Shots	1st	2nd	3rd	OT	Total	Shots	1st	2nd	3rd	OT	Total
Shots	27	35	16	4	82	Shots	22	37	28	1	88

* - Overtime ** - Shootout

OTTAWA SENATORS vs. NEW YORK RANGERS 2015-2016 REGULAR SEASON

at OTTAWA SENATORS

Date	Score	W Goal
24 Jan '16	NYR 0 @ OTT 3	Bobby Ryan
14 Nov '15 **	NYR 2 @ OTT 1	Dan Boyle

at NEW YORK RANGERS

Date	Score	W Goal
06 Dec '15	OTT 1 @ NYR 4	Derick Brassard

Individual Scoring

SENATORS										RANGERS									
Player	GP	G	A	P	+/-	PIM	PP	SH		Player	GP	G	A	P	+/-	PIM	PP	SH	
Mike Hoffman	3	1	1	2	0	0	0	0		Ryan McDonagh	3	1	2	3	0	0	1	0	
Bobby Ryan	3	1	1	2	0	2	0	0		Derick Brassard	3	2	0	2	0	0	1	0	
Mika Zibanejad	3	0	2	2	1	2	0	0		Chris Kreider	3	1	1	2	-1	19	1	0	
Erik Karlsson	3	1	0	1	2	0	1	0		Keith Yandle	3	0	2	2	0	0	0	0	
Jean-Gabriel Pageau	3	1	0	1	1	0	0	1		Jesper Fast	3	1	0	1	1	2	0	0	
Marc Methot	2	1	0	1	0	0	0	0		Dan Girardi	3	0	1	1	1	0	0	0	
Jared Cowen	2	0	1	1	2	0	0	0		Kevin Hayes	3	0	1	1	0	2	0	0	
Shane Prince	2	0	1	1	1	0	0	0		Rick Nash	2	0	1	1	1	0	0	0	
Dave Dziurzynski	1	0	1	1	1	0	0	0		Dan Boyle	3	0	0	0	-2	0	0	0	
Mark Borowiecki	3	0	0	0	1	2	0	0		Oscar Lindberg	3	0	0	0	0	0	0	0	
Cody Ceci	3	0	0	0	1	0	0	0		J.T. Miller	3	0	0	0	-1	2	0	0	
Alex Chiasson	3	0	0	0	1	0	0	0		Dominic Moore	3	0	0	0	0	0	0	0	
Curtis Lazar	3	0	0	0	0	0	0	0		Marc Staal	3	0	0	0	-2	0	0	0	
Chris Neil	3	0	0	0	1	0	0	0		Viktor Stalberg	3	0	0	0	-2	0	0	0	
Zack Smith	3	0	0	0	0	11	0	0		Mats Zuccarello	3	0	0	0	0	2	0	0	
Mark Stone	3	0	0	0	-1	0	0	0		Tanner Glass	2	0	0	0	-2	0	0	0	
Chris Wideman	3	0	0	0	-1	0	0	0		Kevin Klein	2	0	0	0	-1	0	0	0	
Matt Puempel	2	0	0	0	0	0	0	0		Derek Stepan	2	0	0	0	-1	0	0	0	
Kyle Turris	2	0	0	0	-2	0	0	0		Jarret Stoll	2	0	0	0	-1	4	0	0	
Patrick Wiercioch	2	0	0	0	0	0	0	0		Dylan McIlrath	1	0	0	0	0	0	0	0	
Max McCormick	1	0	0	0	0	0	0	0		Daniel Paille	1	0	0	0	-1	0	0	0	
Milan Michalek	1	0	0	0	0	2	0	0											

Power Play: 3-7 42.9% / Penalty Killing: 6-7 85.7%

Power Play: 1-7 14.3% / Penalty Killing: 4-7 57.1%

Goaltending

SENATORS										RANGERS									
Goalie	GP	Min	WLOT	GA	SA	SV	GAA	SV%		Goalie	GP	Min	WLOT	GA	SA	SV	GAA	SV%	
Craig Anderson	3	184	1-1-1	4	99	95	1.30	.960		Henrik Lundqvist	3	185	2-1-0	4	79	75	1.30	.949	

Goals by Period

SENATORS						RANGERS					
	1st	2nd	3rd	OT	Total		1st	2nd	3rd	OT	Total
Goals	1	2	2	0	5	Goals	3	0	2	0	5

Shots by Period

SENATORS						RANGERS					
	1st	2nd	3rd	OT	Total		1st	2nd	3rd	OT	Total
Shots	30	31	18	1	80	Shots	34	27	35	4	100

* - Overtime ** - Shootout

OTTAWA SENATORS vs. PHILADELPHIA FLYERS 2015-2016 REGULAR SEASON

at OTTAWA SENATORS

Date	Score	W Goal
01 Dec '15	PHI 4 @ OTT 2	Wayne Simmonds
21 Nov '15	PHI 0 @ OTT 4	Mika Zibanejad

at PHILADELPHIA FLYERS

Date	Score	W Goal
02 Apr '16	OTT 2 @ PHI 3	Wayne Simmonds

Individual Scoring

SENATORS										FLYERS									
Player	GP	G	A	P	+/-	PIM	PP	SH		Player	GP	G	A	P	+/-	PIM	PP	SH	
Mike Hoffman	3	3	2	5	3	2	1	0		Wayne Simmonds	3	3	2	5	1	5	2	0	
Bobby Ryan	3	0	4	4	2	0	0	0		Sean Couturier	3	2	2	4	2	2	1	0	
Cody Ceci	3	0	3	3	4	4	0	0		Brayden Schenn	3	0	3	3	0	0	0	0	
Mika Zibanejad	3	2	0	2	1	0	0	0		Jakub Voracek	3	0	2	2	0	0	0	0	
Zack Smith	3	1	1	2	1	0	0	0		Shayne Gostisbehere	3	1	0	1	0	0	0	0	
Kyle Turris	2	1	1	2	2	0	0	0		Evgeny Medvedev	1	1	0	1	0	0	0	0	
Erik Karlsson	3	0	2	2	0	0	0	0		Claude Giroux	3	0	1	1	0	0	0	0	
Milan Michalek	2	1	0	1	1	2	0	0		Brandon Manning	3	0	1	1	2	7	0	0	
Curtis Lazar	3	0	1	1	0	0	0	0		Michael Del Zotto	2	0	1	1	0	2	0	0	
Alex Chiasson	3	0	0	0	-1	7	0	0		Pierre-Edouard Bellemare	3	0	0	0	-4	0	0	0	
Chris Neil	3	0	0	0	0	29	0	0		Radko Gudas	3	0	0	0	-3	6	0	0	
Jean-Gabriel Pageau	3	0	0	0	-1	0	0	0		Michael Raffl	3	0	0	0	1	0	0	0	
Chris Wideman	3	0	0	0	0	6	0	0		Matt Read	3	0	0	0	0	2	0	0	
Mark Borowiecki	2	0	0	0	-2	9	0	0		Chris VandeVelde	3	0	0	0	-4	0	0	0	
Jared Cowen	2	0	0	0	3	0	0	0		Nick Cousins	2	0	0	0	-1	2	0	0	
Marc Methot	2	0	0	0	0	0	0	0		Sam Gagner	2	0	0	0	0	17	0	0	
Matt Puempel	2	0	0	0	1	0	0	0		Scott Laughton	2	0	0	0	-1	0	0	0	
Mark Stone	2	0	0	0	-1	2	0	0		Luke Schenn	2	0	0	0	-3	0	0	0	
Fredrik Claesson	1	0	0	0	0	0	0	0		Nick Schultz	2	0	0	0	-2	0	0	0	
Ryan Dzingel	1	0	0	0	0	0	0	0		Taylor Leier	1	0	0	0	0	0	0	0	
Scott Gomez	1	0	0	0	0	0	0	0		Andrew MacDonald	1	0	0	0	-1	0	0	0	
Ben Harpur	1	0	0	0	0	0	0	0		Colin McDonald	1	0	0	0	-1	0	0	0	
Michael Kostka	1	0	0	0	1	0	0	0		Mark Streit	1	0	0	0	0	0	0	0	
Nick Paul	1	0	0	0	0	0	0	0		Ryan White	1	0	0	0	-1	0	0	0	
Shane Prince	1	0	0	0	0	2	0	0											

Power Play: 1-6 16.7% / Penalty Killing: 9-12 75.0%

Power Play: 3-12 25.0% / Penalty Killing: 5-6 83.3%

Goaltending

SENATORS									FLYERS								
Goalie	GP	Min	WLOT	GA	SA	SV	GAA	SV%	Goalie	GP	Min	WLOT	GA	SA	SV	GAA	SV%
Craig Anderson	2	119	1-1-0	3	68	65	1.52	.956	Steve Mason	3	179	2-1-0	8	91	83	2.67	.912
Andrew Hammond	1	59	0-1-0	3	36	33	3.05	.917									

Goals by Period

SENATORS						FLYERS					
	1st	2nd	3rd	OT	Total		1st	2nd	3rd	OT	Total
Goals	2	4	2	0	8	Goals	1	4	2	0	7

Shots by Period

SENATORS						FLYERS					
	1st	2nd	3rd	OT	Total		1st	2nd	3rd	OT	Total
Shots	24	38	29	0	91	Shots	27	44	34	0	105

* - Overtime ** - Shootout

OTTAWA SENATORS vs. PITTSBURGH PENGUINS 2015-2016 REGULAR SEASON

at OTTAWA SENATORS

Date	Score	W Goal
05 Apr '16	PIT 5 @ OTT 3	Carl Hagelin

at PITTSBURGH PENGUINS

Date	Score	W Goal
02 Feb '16	OTT 5 @ PIT 6	Sidney Crosby
15 Oct '15	OTT 0 @ PIT 2	Evgeni Malkin

Individual Scoring

SENATORS										PENGUINS									
Player	GP	G	A	P	+/-	PIM	PP	SH		Player	GP	G	A	P	+/-	PIM	PP	SH	
Mike Hoffman	3	1	2	3	-1	0	0	0		Sidney Crosby	3	5	1	6	2	0	2	0	
Jean-Gabriel Pageau	3	1	2	3	1	0	0	0		Kris Letang	3	1	4	5	2	2	0	0	
Zack Smith	3	1	2	3	-1	0	0	0		Patric Hornqvist	3	1	3	4	5	0	0	0	
Cody Ceci	3	1	1	2	1	0	0	0		Chris Kunitz	3	1	3	4	3	2	0	0	
Erik Karlsson	3	1	1	2	-4	4	0	0		Carl Hagelin	2	2	1	3	0	0	0	0	
Mark Stone	2	1	1	2	2	0	0	0		Evgeni Malkin	2	1	2	3	-2	2	0	0	
Chris Wideman	2	1	1	2	0	0	0	0		Nick Bonino	2	0	3	3	3	0	0	0	
Dave Dziurzynski	1	1	0	1	1	2	0	0		Matt Cullen	3	1	1	2	1	2	0	0	
Curtis Lazar	3	0	1	1	0	0	0	0		Daniel Sprong	1	1	0	1	1	0	0	0	
Mika Zibanejad	3	0	1	1	-4	4	0	0		Brian Dumoulin	3	0	1	1	2	0	0	0	
Patrick Wiercioch	2	0	1	1	2	0	0	0		Phil Kessel	3	0	1	1	-1	0	0	0	
Fredrik Claesson	1	0	1	1	-2	0	0	0		Kevin Porter	2	0	1	1	1	0	0	0	
Ben Harpur	1	0	1	1	1	0	0	0		Justin Schultz	1	0	1	1	0	0	0	0	
Alex Chiasson	3	0	0	0	-1	0	0	0		Ben Lovejoy	3	0	0	0	0	2	0	0	
Chris Neil	3	0	0	0	-2	2	0	0		Ian Cole	2	0	0	0	0	0	0	0	
Bobby Ryan	3	0	0	0	-3	0	0	0		Trevor Daley	2	0	0	0	-1	0	0	0	
Mark Borowiecki	2	0	0	0	0	11	0	0		Eric Fehr	2	0	0	0	-1	2	0	0	
Jared Cowen	2	0	0	0	-1	2	0	0		Tom Kuhnhackl	2	0	0	0	-2	2	0	0	
Shane Prince	2	0	0	0	-1	0	0	0		Olli Maatta	2	0	0	0	2	0	0	0	
Ryan Dzingel	1	0	0	0	0	0	0	0		Bryan Rust	2	0	0	0	-1	0	0	0	
Michael Kostka	1	0	0	0	-1	0	0	0		Beau Bennett	1	0	0	0	1	0	0	0	
Max McCormick	1	0	0	0	-1	0	0	0		Adam Clendening	1	0	0	0	1	4	0	0	
Marc Methot	1	0	0	0	-2	0	0	0		Bobby Farnham	1	0	0	0	0	5	0	0	
Milan Michalek	1	0	0	0	0	0	0	0		David Perron	1	0	0	0	1	0	0	0	
Nick Paul	1	0	0	0	-1	0	0	0		Derrick Pouliot	1	0	0	0	0	0	0	0	
Matt Puempel	1	0	0	0	0	0	0	0		Conor Sheary	1	0	0	0	0	0	0	0	
Buddy Robinson	1	0	0	0	-1	4	0	0		Oskar Sundqvist	1	0	0	0	0	2	0	0	
Kyle Turris	1	0	0	0	0	0	0	0		Scott Wilson	1	0	0	0	0	0	0	0	

Power Play: 0-8 0.0% / Penalty Killing: 8-10 80.0%

Power Play: 2-10 20.0% / Penalty Killing: 8-8 100.0%

Goaltending

SENATORS									PENGUINS									
Goalle	GP	Min	WLOT	GA	SA	SV	GAA	SV%		Goalle	GP	Min	WLOT	GA	SA	SV	GAA	SV%
Craig Anderson	2	117	0-2-0	8	80	72	4.10	.900		Marc-Andre Fleury	2	120	2-0-0	5	45	40	2.50	.889
Andrew Hammond	1	58	0-1-0	4	27	23	4.12	.852		Matt Murray	1	60	1-0-0	3	30	27	3.00	.900

Goals by Period

SENATORS						PENGUINS					
	1st	2nd	3rd	OT	Total		1st	2nd	3rd	OT	Total
Goals	3	4	1	0	8	Goals	3	6	4	0	13

Shots by Period

SENATORS						PENGUINS					
	1st	2nd	3rd	OT	Total		1st	2nd	3rd	OT	Total
Shots	20	31	24	0	75	Shots	39	37	32	0	108

' - Overtime ** - Shootout

OTTAWA SENATORS vs. SAN JOSE SHARKS 2015-2016 REGULAR SEASON

at OTTAWA SENATORS

Date	Score	W Goal
18 Dec '15	SJS 2 @ OTT 4	Chris Wideman

at SAN JOSE SHARKS

Date	Score	W Goal
18 Jan '16 **	OTT 4 @ SJS 3	Mika Zibanejad

Individual Scoring

SENATORS										SHARKS									
Player	GP	G	A	P	+/-	PIM	PP	SH		Player	GP	G	A	P	+/-	PIM	PP	SH	
Bobby Ryan	2	2	1	3	0	2	1	0		Brent Burns	2	1	2	3	1	0	0	0	
Erik Karlsson	2	1	1	2	-1	2	0	0		Joe Thornton	2	1	1	2	0	0	0	1	0
Cody Ceci	2	0	2	2	1	0	0	0		Tomas Hertl	2	1	0	1	2	2	0	0	0
Jean-Gabriel Pageau	2	1	0	1	0	0	0	0		Matt Nieto	2	1	0	1	0	0	0	0	0
Zack Smith	2	1	0	1	1	0	0	1		Logan Couture	1	1	0	1	1	0	0	0	0
Chris Wideman	2	1	0	1	1	0	0	0		Joonas Donskoi	2	0	1	1	-1	0	0	0	0
Max McCormick	1	1	0	1	1	0	0	0		Joe Pavelski	2	0	1	1	0	0	0	0	0
Mike Hoffman	2	0	1	1	2	0	0	0		Chris Tierney	2	0	1	1	-2	0	0	0	0
Curtis Lazar	2	0	1	1	0	0	0	0		Marc-Edouard Vlasic	2	0	1	1	0	2	0	0	0
Chris Neil	2	0	1	1	2	0	0	0		Joel Ward	2	0	1	1	0	2	0	0	0
Mika Zibanejad	2	0	1	1	0	2	0	0		Justin Braun	2	0	0	0	-1	0	0	0	0
Dave Dziurzynski	1	0	1	1	1	0	0	0		Dylan DeMelo	2	0	0	0	-2	0	0	0	0
Shane Prince	1	0	1	1	1	0	0	0		Brenden Dillon	2	0	0	0	-2	0	0	0	0
Mark Borowiecki	2	0	0	0	0	2	0	0		Melker Karlsson	2	0	0	0	-3	0	0	0	0
Alex Chiasson	2	0	0	0	0	0	0	0		Patrick Marleau	2	0	0	0	0	0	0	0	0
Mark Stone	2	0	0	0	-1	2	0	0		Paul Martin	2	0	0	0	2	0	0	0	0
Kyle Turris	2	0	0	0	-1	2	0	0		Tommy Wingels	2	0	0	0	1	0	0	0	0
Patrick Wiercioch	2	0	0	0	1	0	0	0		Mike Brown	1	0	0	0	-1	0	0	0	0
Fredrik Claesson	1	0	0	0	-2	0	0	0		Barclay Goodrow	1	0	0	0	1	0	0	0	0
Marc Methot	1	0	0	0	2	0	0	0		Dainius Zubrus	1	0	0	0	-1	2	0	0	0
Milan Michalek	1	0	0	0	-2	0	0	0											

Power Play: 1-6 16.7% / Penalty Killing: 3-4 75.0%

Power Play: 1-4 25.0% / Penalty Killing: 5-6 83.3%

Goaltending

SENATORS										SHARKS									
Goalle	GP	Min	WLOT	GA	SA	SV	GAA	SV%		Goalle	GP	Min	WLOT	GA	SA	SV	GAA	SV%	
Craig Anderson	2	125	2-0-0	5	68	63	2.40	.926		Alex Stalock	2	123	0-1-1	7	52	45	3.43	.865	

Goals by Period

SENATORS						SHARKS					
	1st	2nd	3rd	OT	Total		1st	2nd	3rd	OT	Total
Goals	1	2	4	0	7	Goals	0	2	3	0	5

Shots by Period

SENATORS						SHARKS					
	1st	2nd	3rd	OT	Total		1st	2nd	3rd	OT	Total
Shots	17	21	13	1	52	Shots	24	17	21	6	68

* - Overtime ** - Shootout

OTTAWA SENATORS vs. ST. LOUIS BLUES 2015-2016 REGULAR SEASON

at OTTAWA SENATORS

Date	Score	W Goal
01 Mar '16 **	STL 4 @ OTT 3	Patrik Berglund

at ST. LOUIS BLUES

Date	Score	W Goal
04 Jan '16 *	OTT 3 @ STL 2	Bobby Ryan

Individual Scoring

SENATORS										BLUES									
Player	GP	G	A	P	+/-	PIM	PP	SH		Player	GP	G	A	P	+/-	PIM	PP	SH	
Bobby Ryan	2	2	2	4	1	0	1	0		Kevin Shattenkirk	2	1	2	3	-1	0	1	0	
Jean-Gabriel Pageau	2	2	0	2	-1	2	1	0		Jaden Schwartz	1	1	2	3	1	0	1	0	
Erik Karlsson	2	0	2	2	0	0	0	0		Vladimir Tarasenko	2	1	1	2	0	2	1	0	
Mark Stone	2	0	2	2	1	2	0	0		Alexander Steen	1	0	2	2	1	0	0	0	
Mike Hoffman	2	1	0	1	-1	0	1	0		Troy Brouwer	2	1	0	1	1	0	0	0	
Ryan Dzingel	1	1	0	1	1	0	0	0		Dmitrij Jaskin	2	1	0	1	0	0	0	0	
Zack Smith	2	0	1	1	1	2	0	0		David Backes	2	0	1	1	-1	2	0	0	
Chris Wideman	2	0	1	1	1	2	0	0		Alex Pietrangelo	2	0	1	1	-1	4	0	0	
Mika Zibanejad	2	0	1	1	1	0	0	0		Paul Stastny	2	0	1	1	1	0	0	0	
Dion Phaneuf	1	0	1	1	2	4	0	0		Patrik Berglund	2	0	0	0	-2	0	0	0	
Kyle Turris	1	0	1	1	0	0	0	0		Jay Bouwmeester	2	0	0	0	0	2	0	0	
Mark Borowiecki	2	0	0	0	-1	0	0	0		Joel Edmundson	2	0	0	0	0	0	0	0	
Alex Chiasson	2	0	0	0	1	2	0	0		Robby Fabbri	2	0	0	0	0	0	0	0	
Curtis Lazar	2	0	0	0	-1	0	0	0		Carl Gunnarsson	2	0	0	0	0	9	0	0	
Marc Methot	2	0	0	0	-1	0	0	0		Magnus Paajarvi	2	0	0	0	-1	0	0	0	
Chris Neil	2	0	0	0	0	0	0	0		Colton Parayko	2	0	0	0	1	0	0	0	
Cody Ceci	1	0	0	0	1	0	0	0		Ryan Reaves	2	0	0	0	-1	2	0	0	
Fredrik Claesson	1	0	0	0	0	0	0	0		Scottie Upshall	2	0	0	0	-1	0	0	0	
Max McCormick	1	0	0	0	-1	5	0	0		Kyle Brodziak	1	0	0	0	0	0	0	0	
Nick Paul	1	0	0	0	0	2	0	0		Jori Lehtera	1	0	0	0	0	0	0	0	
Shane Prince	1	0	0	0	0	2	0	0											
Matt Puempel	1	0	0	0	0	0	0	0											
Patrick Wiercioch	1	0	0	0	-1	0	0	0											

Power Play: 3-7 42.9% / Penalty Killing: 3-6 50.0%

Power Play: 3-6 50.0% / Penalty Killing: 4-7 57.1%

Goaltending

SENATORS										BLUES									
Goalie	GP	Min	WLOT	GA	SA	SV	GAA	SV%		Goalie	GP	Min	WLOT	GA	SA	SV	GAA	SV%	
Andrew Hammond	2	92	1-0-1	2	55	53	1.31	.964		Jake Allen	1	65	1-0-0	3	43	40	2.77	.930	
Craig Anderson	1	34	0-0-0	3	31	28	5.34	.903		Brian Elliott	1	63	0-0-1	3	32	29	2.88	.906	

Goals by Period

SENATORS						BLUES					
	1st	2nd	3rd	OT	Total		1st	2nd	3rd	OT	Total
Goals	0	2	3	1	6	Goals	3	2	0	0	5

Shots by Period

SENATORS						BLUES					
	1st	2nd	3rd	OT	Total		1st	2nd	3rd	OT	Total
Shots	23	19	28	5	75	Shots	30	29	23	4	86

* - Overtime ** - Shootout

OTTAWA SENATORS vs. TAMPA BAY LIGHTNING 2015-2016 REGULAR SEASON

at OTTAWA SENATORS

Date	Score	W Goal
03 Mar '16	TBL 4 @ OTT 1	Ondrej Palat
08 Feb '16	TBL 1 @ OTT 5	Shane Prince

at TAMPA BAY LIGHTNING

Date	Score	W Goal
20 Dec '15	OTT 2 @ TBL 5	Mike Angelidis
10 Dec '15	OTT 1 @ TBL 4	Valtteri Filppula

Individual Scoring

SENATORS										LIGHTNING									
Player	GP	G	A	P	+/-	PIM	PP	SH		Player	GP	G	A	P	+/-	PIM	PP	SH	
Mark Stone	4	2	2	4	-1	0	1	0		Nikita Kucherov	4	3	2	5	0	8	1	0	
Jean-Gabriel Pageau	4	1	3	4	4	0	0	0		Steven Stamkos	4	3	1	4	-1	4	1	0	
Zack Smith	4	2	1	3	2	2	0	1		J.T. Brown	3	2	2	4	4	0	0	0	
Cody Ceci	4	1	1	2	4	0	0	0		Ryan Callahan	4	0	3	3	4	8	0	0	
Erik Karlsson	4	1	0	1	-3	2	0	0		Victor Hedman	4	0	3	3	4	2	0	0	
Marc Methot	4	1	0	1	0	0	0	0		Alex Killorn	4	1	1	2	0	0	0	0	
Shane Prince	2	1	0	1	0	0	0	0		Vladislav Namestnikov	4	0	2	2	0	2	0	0	
Mike Hoffman	4	0	1	1	-5	2	0	0		Valtteri Filppula	4	1	0	1	4	4	0	0	
Curtis Lazar	4	0	1	1	0	0	0	0		Nikita Nesterov	4	1	0	1	2	0	1	0	
Bobby Ryan	4	0	1	1	-3	2	0	0		Ondrej Palat	3	1	0	1	0	0	0	0	
Mika Zibanejad	4	0	1	1	-4	0	0	0		Cedric Paquette	2	1	0	1	0	2	0	0	
Mark Borowiecki	4	0	0	0	0	22	0	0		Mike Angelidis	1	1	0	1	1	0	0	0	
Alex Chiasson	4	0	0	0	0	4	0	0		Braydon Coburn	4	0	1	1	3	22	0	0	
Chris Neil	4	0	0	0	-2	7	0	0		Anton Stralman	4	0	1	1	4	2	0	0	
Chris Wideman	4	0	0	0	-3	2	0	0		Tyler Johnson	3	0	1	1	-2	0	0	0	
Kyle Turris	3	0	0	0	-5	0	0	0		Jonathan Marchessault	2	0	1	1	-1	2	0	0	
Patrick Wiercioch	3	0	0	0	3	0	0	0		Mike Blunden	1	0	1	1	1	0	0	0	
Ryan Dzingel	2	0	0	0	-1	0	0	0		Brian Boyle	4	0	0	0	-1	2	0	0	
Dave Dziurzynski	2	0	0	0	0	0	0	0		Jason Garrison	4	0	0	0	-2	2	0	0	
Jared Cowen	1	0	0	0	-1	2	0	0		Erik Condra	3	0	0	0	-2	2	0	0	
Scott Gomez	1	0	0	0	-1	2	0	0		Andrej Sustr	3	0	0	0	-2	0	0	0	
Nick Paul	1	0	0	0	-1	0	0	0		Matthew Carle	2	0	0	0	-1	0	0	0	
Dion Phaneuf	1	0	0	0	-3	0	0	0		Jonathan Drouin	1	0	0	0	0	0	0	0	

Power Play: 1-18 5.6% / Penalty Killing: 7-10 70.0%

Power Play: 3-10 30.0% / Penalty Killing: 17-18 94.4%

Goaltending

SENATORS										LIGHTNING									
Goalle	GP	Min	WLOT	GA	SA	SV	GAA	SV%		Goalle	GP	Min	WLOT	GA	SA	SV	GAA	SV%	
Craig Anderson	2	118	1-1-0	4	61	57	2.04	.934		Ben Bishop	3	180	3-0-0	4	90	86	1.33	.956	
Andrew Hammond	2	119	0-2-0	6	61	55	3.04	.902		Andrei Vasilevskiy	1	55	0-1-0	4	28	24	4.33	.857	

Goals by Period

SENATORS						LIGHTNING					
	1st	2nd	3rd	OT	Total		1st	2nd	3rd	OT	Total
Goals	3	3	3	0	9	Goals	4	3	7	0	14

Shots by Period

SENATORS						LIGHTNING					
	1st	2nd	3rd	OT	Total		1st	2nd	3rd	OT	Total
Shots	36	45	38	0	119	Shots	39	46	41	0	126

* - Overtime ** - Shootout

OTTAWA SENATORS vs. TORONTO MAPLE LEAFS 2015-2016 REGULAR SEASON

at OTTAWA SENATORS

Date	Score	W Goal
12 Mar '16	TOR 0 @ OTT 4	Mika Zibanejad
06 Feb '16	TOR 1 @ OTT 6	Mika Zibanejad

at TORONTO MAPLE LEAFS

Date	Score	W Goal
05 Mar '16	OTT 3 @ TOR 2	Zack Smith
10 Oct '15 **	OTT 5 @ TOR 4	Mike Hoffman

Individual Scoring

SENATORS									
Player	GP	G	A	P	+/-	PIM	PP	SH	
Mark Stone	4	3	5	8	5	4	0	0	
Erik Karlsson	4	0	7	7	6	2	0	0	
Zack Smith	4	3	1	4	4	4	0	0	
Jean-Gabriel Pageau	4	0	4	4	5	4	0	0	
Mika Zibanejad	4	2	1	3	2	4	0	0	
Alex Chiasson	4	1	2	3	4	6	1	0	
Marc Methot	4	1	2	3	7	2	0	0	
Curtis Lazar	4	2	0	2	0	0	0	0	
Bobby Ryan	4	2	0	2	1	0	0	0	
Kyle Turris	2	1	1	2	1	2	1	0	
Mike Hoffman	4	0	2	2	2	2	0	0	
Ryan Dzingel	3	0	2	2	3	0	0	0	
Cody Ceci	4	1	0	1	0	0	0	0	
Milan Michalek	1	1	0	1	0	0	1	0	
Chris Wideman	3	0	1	1	2	4	0	0	
Patrick Wiercioch	3	0	1	1	0	2	0	0	
Chris Neil	4	0	0	0	-1	2	0	0	
Mark Borowiecki	2	0	0	0	1	0	0	0	
Scott Gomez	2	0	0	0	1	0	0	0	
Nick Paul	2	0	0	0	-1	0	0	0	
Dion Phaneuf	2	0	0	0	1	5	0	0	
Jared Cowen	1	0	0	0	0	0	0	0	
Michael Kostka	1	0	0	0	1	0	0	0	
Clarke MacArthur	1	0	0	0	0	0	0	0	
Shane Prince	1	0	0	0	1	0	0	0	

Power Play: 3-13 23.1% / Penalty Killing: 13-15 86.7%

MAPLE LEAFS									
Player	GP	G	A	P	+/-	PIM	PP	SH	
Dion Phaneuf	2	0	3	3	1	2	0	0	
Pierre-Alexandre Parenteau	3	1	1	2	-2	8	0	0	
Daniel Winnik	2	1	1	2	3	0	0	0	
Peter Holland	4	1	0	1	0	0	1	0	
Tyler Bozak	2	1	0	1	1	2	0	0	
Joffrey Lupul	2	1	0	1	-2	0	0	0	
William Nylander	2	1	0	1	0	0	0	0	
Nikita Soshnikov	2	1	0	1	-4	0	1	0	
Brad Boyes	2	0	1	1	-1	4	0	0	
Brooks Laich	2	0	1	1	0	0	0	0	
Nick Spaling	2	0	1	1	0	0	0	0	
Brendan Leipsic	1	0	1	1	-1	0	0	0	
Jake Gardiner	4	0	0	0	-5	2	0	0	
Michael Grabner	4	0	0	0	-2	0	0	0	
Nazem Kadri	4	0	0	0	-8	2	0	0	
Leo Komarov	4	0	0	0	-5	0	0	0	
Morgan Rielly	4	0	0	0	-3	0	0	0	
Frank Corrado	3	0	0	0	-2	4	0	0	
Matt Hunwick	3	0	0	0	-2	2	0	0	
Martin Marincin	3	0	0	0	-2	2	0	0	
Connor Carrick	2	0	0	0	0	0	0	0	
Colin Greening	2	0	0	0	-1	5	0	0	
Zach Hyman	2	0	0	0	-1	0	0	0	
Roman Polak	2	0	0	0	-4	2	0	0	
Ben Smith	2	0	0	0	0	0	0	0	
Mark Arcobello	1	0	0	0	-1	0	0	0	
Byron Froese	1	0	0	0	-1	0	0	0	
Kasperii Kapanen	1	0	0	0	0	0	0	0	
Shawn Matthias	1	0	0	0	-4	0	0	0	
Milan Michalek	1	0	0	0	0	0	0	0	
Rinat Valiev	1	0	0	0	0	0	0	0	
James van Riemsdyk	1	0	0	0	1	0	0	0	

Power Play: 2-15 13.3% / Penalty Killing: 10-13 76.9%

Goaltending

SENATORS								
Goalie	GP	Min	WLOT	GA	SA	SV	GAA	SV%
Craig Anderson	3	185	3-0-0	5	97	92	1.62	.948
Andrew Hammond	1	60	1-0-0	2	43	41	2.00	.953

MAPLE LEAFS								
Goalie	GP	Min	WLOT	GA	SA	SV	GAA	SV%
James Reimer	2	73	0-1-1	7	41	34	5.78	.829
Jonathan Bernier	2	110	0-1-0	6	48	42	3.27	.875
Garret Sparks	1	60	0-1-0	4	17	13	4.00	.765

Goals by Period

SENATORS					
	1st	2nd	3rd	OT	Total
Goals	5	5	7	0	17

MAPLE LEAFS					
	1st	2nd	3rd	OT	Total
Goals	1	3	3	0	7

Shots by Period

SENATORS					
	1st	2nd	3rd	OT	Total
Shots	36	38	30	2	106

MAPLE LEAFS					
	1st	2nd	3rd	OT	Total
Shots	45	40	48	7	140

OTTAWA SENATORS vs. VANCOUVER CANUCKS 2015-2016 REGULAR SEASON

at OTTAWA SENATORS

Date	Score	W Goal
12 Nov '15	VAN 2 @ OTT 3	Chris Wideman

at VANCOUVER CANUCKS

Date	Score	W Goal
25 Feb '16	OTT 3 @ VAN 5	Jake Virtanen

Individual Scoring

SENATORS										CANUCKS									
Player	GP	G	A	P	+/-	PIM	PP	SH		Player	GP	G	A	P	+/-	PIM	PP	SH	
Mike Hoffman	2	1	2	3	1	0	0	0		Matt Bartkowski	2	2	1	3	2	0	0	0	
Bobby Ryan	2	2	0	2	-3	0	1	0		Emerson Etem	1	2	0	2	2	0	0	0	
Erik Karlsson	2	1	1	2	-3	4	0	0		Jake Virtanen	2	1	1	2	0	2	1	0	
Jean-Gabriel Pageau	2	0	2	2	0	0	0	0		Bo Horvat	2	0	2	2	1	0	0	0	
Dion Phaneuf	1	0	2	2	-1	2	0	0		Linden Vey	1	0	2	2	0	0	0	0	
Mark Stone	2	1	0	1	2	0	0	1		Sven Baertschi	2	1	0	1	0	0	0	0	
Chris Wideman	2	1	0	1	-1	0	1	0		Alexander Edler	1	1	0	1	-1	0	1	0	
Marc Methot	2	0	1	1	3	2	0	0		Derek Dorsett	2	0	1	1	1	2	0	0	
Kyle Turris	2	0	1	1	-1	0	0	0		Dan Hamhuis	2	0	1	1	2	2	0	0	
Mika Zibanejad	2	0	1	1	-1	0	0	0		Jared McCann	2	0	1	1	0	0	0	0	
Mark Borowiecki	2	0	0	0	-1	0	0	0		Henrik Sedin	2	0	1	1	-2	2	0	0	
Cody Ceci	2	0	0	0	2	2	0	0		Markus Granlund	1	0	1	1	3	0	0	0	
Alex Chiasson	2	0	0	0	-1	0	0	0		Radim Vrbata	1	0	1	1	0	0	0	0	
Curtis Lazar	2	0	0	0	0	0	0	0		Alexandre Burrows	2	0	0	0	0	2	0	0	
Chris Neil	2	0	0	0	-1	0	0	0		Jannik Hansen	2	0	0	0	0	0	0	0	
Zack Smith	2	0	0	0	0	6	0	0		Ben Hutton	2	0	0	0	-1	0	0	0	
Jared Cowen	1	0	0	0	0	0	0	0		Daniel Sedin	2	0	0	0	-1	2	0	0	
Ryan Dzingel	1	0	0	0	-1	0	0	0		Christopher Tanev	2	0	0	0	-1	2	0	0	
Milan Michalek	1	0	0	0	-1	0	0	0		Alex Biega	1	0	0	0	-1	0	0	0	
Nick Paul	1	0	0	0	-1	0	0	0		Adam Cracknell	1	0	0	0	0	2	0	0	
Matt Puempel	1	0	0	0	0	0	0	0		Chris Higgins	1	0	0	0	0	2	0	0	

Power Play: 2-7 28.8% / Penalty Killing: 4-6 66.7%

Power Play: 2-6 33.3% / Penalty Killing: 5-7 71.4%

Goaltending

SENATORS									CANUCKS									
Goalie	GP	Min	WLOT	GA	SA	SV	GAA	SV%		Goalie	GP	Min	WLOT	GA	SA	SV	GAA	SV%
Andrew Hammond	1	60	1-0-0	2	35	33	2.00	.943		Ryan Miller	2	118	1-1-0	6	55	49	3.04	.891
Craig Anderson	1	58	0-1-0	4	35	31	4.10	.886										

Goals by Period

SENATORS						CANUCKS					
	1st	2nd	3rd	OT	Total		1st	2nd	3rd	OT	Total
Goals	2	3	1	0	6	Goals	2	1	4	0	7

Shots by Period

SENATORS						CANUCKS					
	1st	2nd	3rd	OT	Total		1st	2nd	3rd	OT	Total
Shots	16	20	19	0	55	Shots	15	32	24	0	71

* - Overtime ** - Shootout

OTTAWA SENATORS vs. WASHINGTON CAPITALS

2015-2016 REGULAR SEASON

at OTTAWA SENATORS

Date	Score	W Goal
22 Mar '16	WSH 4 @ OTT 2	Nicklas Backstrom

at WASHINGTON CAPITALS

Date	Score	W Goal
10 Jan '16	OTT 1 @ WSH 7	T.J. Oshie
16 Dec '15	OTT 1 @ WSH 2	John Carlson

Individual Scoring

SENATORS										CAPITALS										
Player	GP	G	A	P	+/-	PIM	PP	SH		Player	GP	G	A	P	+/-	PIM	PP	SH		
Mike Hoffman	3	1	2	3	1	0	0	0		Nicklas Backstrom	3	1	4	5	2	2	0	0		
Erik Karlsson	3	0	2	2	-4	0	0	0		Jason Chimera	3	0	4	4	3	0	0	0		
Bobby Ryan	3	1	0	1	-2	2	1	0		Alex Ovechkin	3	3	0	3	2	0	2	0		
Mika Zibanejad	3	1	0	1	-1	0	0	0		T.J. Oshie	3	2	1	3	1	0	1	0		
Chris Wideman	2	1	0	1	0	0	0	0		Dmitry Orlov	3	1	1	2	4	6	0	0		
Kyle Turris	2	0	1	1	-1	2	0	0		Justin Williams	3	1	1	2	1	2	0	0		
Michael Kostka	1	0	1	1	1	0	0	0		Tom Wilson	3	1	1	2	3	14	0	0		
Cody Ceci	3	0	0	0	-2	0	0	0		Michael Latta	1	1	1	2	2	0	0	0		
Curtis Lazar	3	0	0	0	-4	0	0	0		Karl Alzner	3	0	2	2	1	0	0	0		
Marc Methot	3	0	0	0	-4	0	0	0		Andre Burakovsky	3	0	2	2	0	0	0	0		
Jean-Gabriel Pageau	3	0	0	0	0	2	0	0		John Carlson	1	1	0	1	1	0	0	0		
Zack Smith	3	0	0	0	-1	0	0	0		Mike Richards	1	1	0	1	1	0	0	0		
Mark Stone	3	0	0	0	-3	2	0	0		Zach Sill	1	1	0	1	2	0	0	0		
Mark Borowiecki	2	0	0	0	-1	0	0	0		Taylor Chorney	3	0	1	1	1	0	0	0		
Alex Chiasson	2	0	0	0	0	0	0	0		Evgeny Kuznetsov	3	0	1	1	-1	0	0	0		
Chris Neil	2	0	0	0	-3	4	0	0		Jay Beagle	2	0	1	1	1	0	0	0		
Patrick Wiercioch	2	0	0	0	0	0	0	0		Marcus Johansson	2	0	1	1	1	0	0	0		
Fredrik Claesson	1	0	0	0	-2	0	0	0		Nate Schmidt	2	0	1	1	3	0	0	0		
Jared Cowen	1	0	0	0	-1	0	0	0		Aaron Ness	1	0	1	1	1	0	0	0		
Ryan Dzingel	1	0	0	0	-1	2	0	0		Daniel Winnik	1	0	1	1	2	2	0	0		
Dave Dziurzynski	1	0	0	0	-1	0	0	0		Matt Niskanen	3	0	0	0	1	2	0	0		
Scott Gomez	1	0	0	0	-1	0	0	0		Brooks Laich	2	0	0	0	1	0	0	0		
Max McCormick	1	0	0	0	0	4	0	0		Paul Carey	1	0	0	0	0	0	0	0		
Milan Michalek	1	0	0	0	-1	0	0	0		Stanislav Galiev	1	0	0	0	0	0	0	0		
Nick Paul	1	0	0	0	-1	0	0	0		Brooks Orpik	1	0	0	0	2	0	0	0		
Dion Phaneuf	1	0	0	0	-1	0	0	0		Mike Weber	1	0	0	0	0	0	0	0		
Shane Prince	1	0	0	0	-1	0	0	0												
Matt Puempel	1	0	0	0	0	0	0	0												

Power Play: 3-7 42.9% / Penalty Killing: 11-12 91.7%

Power Play: 1-12 8.3% / Penalty Killing: 4-7 57.1%

Goaltending

SENATORS										CAPITALS									
Goalle	GP	Min	WLOT	GA	SA	SV	GAA	SV%		Goalle	GP	Min	WLOT	GA	SA	SV	GAA	SV%	
Craig Anderson	1	59	0-1-0	3	21	18	3.07	.857		Braden Holtby	2	120	2-0-0	3	57	54	1.50	.947	
Andrew Hammond	2	117	0-2-0	9	61	52	4.62	.852		Philipp Grubauer	1	60	1-0-0	1	33	32	1.00	.970	

Goals by Period

SENATORS						CAPITALS					
	1st	2nd	3rd	OT	Total		1st	2nd	3rd	OT	Total
Goals	0	2	2	0	4	Goals	6	4	3	0	13

Shots by Period

SENATORS						CAPITALS					
	1st	2nd	3rd	OT	Total		1st	2nd	3rd	OT	Total
Shots	26	35	29	0	90	Shots	34	25	24	0	83

^ - Overtime ** - Shootout

OTTAWA SENATORS vs. WINNIPEG JETS 2015-2016 REGULAR SEASON

at OTTAWA SENATORS

Date	Score	W Goal
05 Nov '15 **	WPG 2 @ OTT 3	Kyle Turris

at WINNIPEG JETS

Date	Score	W Goal
30 Mar '16	OTT 2 @ WPG 1	Alex Chiasson

Individual Scoring

SENATORS										JETS									
Player	GP	G	A	P	+/-	PIM	PP	SH		Player	GP	G	A	P	+/-	PIM	PP	SH	
Cody Ceci	2	1	1	2	1	0	0	0		Blake Wheeler	2	0	2	2	-1	0	0	0	
Alex Chiasson	2	1	0	1	2	0	0	0		Dustin Byfuglien	2	1	0	1	0	14	0	0	
Bobby Ryan	2	1	0	1	0	2	0	0		Mark Scheifele	2	1	0	1	0	0	0	0	
Zack Smith	2	1	0	1	1	6	0	0		Andrew Ladd	1	1	0	1	0	0	0	0	
Erik Karlsson	2	0	1	1	0	0	0	0		Drew Stafford	2	0	1	1	0	0	0	0	
Jean-Gabriel Pageau	2	0	1	1	1	10	0	0		Toby Enstrom	1	0	1	1	1	0	0	0	
Mika Zibanejad	2	0	1	1	-1	0	0	0		Alexander Burmistrov	2	0	0	0	0	0	0	0	
Ryan Dzingel	1	0	1	1	1	0	0	0		Ben Chiarot	2	0	0	0	-1	0	0	0	
Mark Stone	1	0	1	1	1	0	0	0		Nikolaj Ehlers	2	0	0	0	0	0	0	0	
Mike Hoffman	2	0	0	0	-2	0	0	0		Adam Lowry	2	0	0	0	0	0	0	0	
Curtis Lazar	2	0	0	0	1	2	0	0		Nic Petan	2	0	0	0	0	0	0	0	
Marc Methot	2	0	0	0	-1	0	0	0		Mark Stuart	2	0	0	0	-1	6	0	0	
Chris Neil	2	0	0	0	0	0	0	0		Chris Thorburn	2	0	0	0	-1	0	0	0	
Matt Puempel	2	0	0	0	0	0	0	0		Jacob Trouba	2	0	0	0	-1	0	0	0	
Mark Borowiecki	1	0	0	0	-1	0	0	0		Joel Armia	1	0	0	0	0	0	0	0	
Fredrik Claesson	1	0	0	0	0	0	0	0		Andrew Copp	1	0	0	0	0	0	0	0	
Jared Cowen	1	0	0	0	-1	0	0	0		Marko Dano	1	0	0	0	0	2	0	0	
Michael Kostka	1	0	0	0	1	0	0	0		Matt Halischuk	1	0	0	0	0	0	0	0	
Milan Michalek	1	0	0	0	-1	0	0	0		Bryan Little	1	0	0	0	-1	0	0	0	
Nick Paul	1	0	0	0	0	0	0	0		Julian Melchiori	1	0	0	0	0	0	0	0	
Shane Prince	1	0	0	0	0	0	0	0		Tyler Myers	1	0	0	0	0	2	0	0	
Kyle Turris	1	0	0	0	1	2	0	0		Anthony Peluso	1	0	0	0	0	0	0	0	
Chris Wideman	1	0	0	0	1	0	0	0		Mathieu Perreault	1	0	0	0	-1	0	0	0	
Patrick Wiercioch	1	0	0	0	2	0	0	0		Paul Postma	1	0	0	0	0	0	0	0	

Power Play: 0-5 0.0% / Penalty Killing: 5-5 100.0%

Power Play: 0-5 0.0% / Penalty Killing: 5-5 100.0%

Goaltending

SENATORS										JETS										
Goalle	GP	Min	WLOT	GA	SA	SV	GAA	SV%		Goalle	GP	Min	WLOT	GA	SA	SV	GAA	SV%		
Andrew Hammond	1	60	1-0-0	1	21	20	1.00	.952		Michael Hutchinson	2	124	0-1-1	4	50	46	1.94	.920		
Craig Anderson	1	65	1-0-0	2	40	38	1.85	.950												

Goals by Period

SENATORS						JETS					
	1st	2nd	3rd	OT	Total		1st	2nd	3rd	OT	Total
Goals	2	1	1	0	4	Goals	0	1	2	0	3

Shots by Period

SENATORS						JETS					
	1st	2nd	3rd	OT	Total		1st	2nd	3rd	OT	Total
Shots	17	15	15	3	50	Shots	15	14	25	7	61

* - Overtime ** - Shootout

2015-16
BIOS AND STATISTICS



UNITED  **UNIS**
IN RED. **EN ROUGE.**



DAVE CAMERON – Head coach

Birthdate: July 29, 1958

Birthplace: Summerside, P.E.I.


2nd season as head coach

Promoted: Named the 11th head coach in Senators franchise history on Dec. 8, 2014.

NHL EXPERIENCE		REGULAR SEASON				PLAYOFFS			PLAYOFF NOTES
Season	Team	G	W	L	OT	G	W	L	
2014-15	Ottawa	55	32	15	8	6	2	4	Lost in ECQF to Montreal (2-4)
2015-16	Ottawa	82	38	35	9	-	-	-	Did not qualify for NHL post-season play
	NHL totals	137	70	50	17	6	2	4	

2015-16 NOTES:

- Completed his first full season as the 11th head coach in Senators franchise history
- Moved into sole possession of fifth place among all-time Senators coaches with his 40th victory on Nov. 12 vs. Vancouver (3-2 win)
- Earned the 70th win of his NHL head coaching career in the team's regular season finale on April 9 at Boston (6-1 win)
- Ranks fifth (Martin – 341, MacLean – 114, Murray – 107, Clouston – 95) among Senators head coaches with 70 Ottawa victories

	30 ANDREW HAMMOND – Goaltender			
	Height: 6-1	Weight: 220 lbs.	Birthdate: Feb. 11, 1988	Birthplace: Surrey, B.C.
	3rd NHL season 3rd with Ottawa Acquired: Signed as a free agent by Ottawa on March 20, 2013.			

2015-16	GP	W	L	T	OT	GA	SA	SV	Sv%	GAA	SO	MINS
Binghamton (AHL)	2	0	2	-	0	8	59	51	.864	4.05	0	118:35
Season	24	7	11	-	4	61	712	651	.914	2.65	1	1,382:19
NHL Career	49	27	12	-	6	103	1,430	1,327	.928	2.19	4	2,828

2015-16 NOTES:

Season notables:

- Matched a career high in appearing in 24 regular season games
- Earned his first win of the season (29 saves) on Oct. 30 at Detroit (3-1 win)
 - o The win over the Red Wings saw him become the first goaltender in NHL history to record the 21st win of his career in his first 27 games
- Established a new single game career high when he made 43 saves (while facing a career-high 46 shots) on Nov. 7 at Carolina (3-2 OT loss)
- Became the first goaltender since 1974 (Ross Brooks, Boston Bruins) and only the third in NHL history to win 22 of his first 29 games when he did so on Nov. 12 vs Vancouver (3-2 win) **Courtesy Elias Sports**
- Recorded his only shutout of the season, and the first of his career at home, when he turned aside 30 shots to improve to 3-0-0 for his career against the Canadiens on March 19 vs. Montreal (5-0 win)
- Helped the Senators earn a sixth consecutive win at MTS Centre (dating to the Jets' move from Atlanta) in making 19 saves on March 30 at Winnipeg (2-1 win)
 - o The victory in Winnipeg saw him improve to 2-0-0 for his career against the Jets with a 1.00 goals-against average and .965 save percentage; both wins occurred in Winnipeg
 - o His 1.00 goals-against average is his best among NHL opponents against which he has made multiple appearances

Among all-time Senators:

- Currently ranks 11th among franchise goaltenders with 27 victories
- Sits 13th among all-time franchise goaltenders in having appeared in 49 games for the Senators
- Is tied for ninth (Gerber) among all-time franchise goaltenders with four shutout wins

Season game highs:

- **Shots:** 46, Nov. 7 at Carolina (3-2 OT loss); **Saves:** 43, Nov. 7 at Carolina (3-2 OT loss)

Injuries and missed games:

- Suffered a pre-season groin injury on Oct. 1 that caused him to miss the team's first three regular season contests
- Sustained a concussion during practice on Nov. 15 causing him to miss 13 games

PLAYOFF EXPERIENCE:

Last NHL playoff win: N/A

Last NHL playoff shutout: N/A

NHL playoff notes:

- Played first NHL playoff game (35 saves) at Montreal on April 15, 2015 (4-3 loss)
- Was recognized as the game's third star following Game 2 at Montreal (39 saves) on April 17, 2015 (3-2 OT loss)

Pro playoff notes:

- Saw first professional playoff action with Binghamton (AHL) in 2014
- Made 23 saves to help Binghamton to an eventual 4-3 OT win over Wilkes-Barre/Scranton on April 26, 2014, to register the first playoff victory of his professional hockey career
- Earned a record of 1-3 over four AHL post-season contests
- Started and was the goaltender of record in each of Binghamton's best-of-five Eastern Conference quarter-final playoff series contests against Wilkes-Barre/Scranton in 2014

PLAYOFFS	GP	W	L	GA	SA	SV	Sv%	GAA	SO	MIN
NHL Career	2	0	2	7	81	74	.914	3.44	0	122

	41 CRAIG ANDERSON – Goaltender			
	Height: 6-2	Weight: 184 lbs.	Birthdate: May 21, 1981	Birthplace: Park Ridge, Ill.
	13th NHL season 6th with Ottawa	Acquired: Traded to Ottawa by Colorado for Brian Elliott on Feb. 18, 2011.		

2015-16	GP	W	L	T	OT	GA	SA	SV	Sv%	GAA	SO	MIN
Season	60	31	23	-	5	161	1,915	1,754	.916	2.78	4	3,477:08
NHL Career	466	213	171	2	53	1,202	14,214	13,012	.915	2.73	33	26,400

2015-16 NOTES:

Milestones:

- Registered the 200th victory of his NHL career on Jan. 16 at Los Angeles (5-3 win)

Season notables:

- Improved to 10-0-0 over his last 10 starts against the Sabres with a season-opening victory (26 saves) on Oct. 8 at Buffalo (3-1 win)
- Became the second goaltender in franchise history to appear in 200 games for the club on Oct. 28 vs. Calgary (5-4 SO win)
- Became the second goaltender in franchise history to earn a 100th victory for the club on Nov. 3 at Montreal (2-1 OT win)
- Earned his first shutout victory of the season and the 30th of his NHL career when he turned aside 25 shots on Nov. 19 vs. Columbus (3-0 win)
 - o The victory over the Blue Jackets was his second career shutout against Columbus and the 10th NHL team against which he has registered multiple whitewashes for his career; he also became only the third (R. Miller, J. Quick) active U.S.-born goaltender with at least 30 shutouts
- Recorded back-to-back shutout victories for the second time in his career and for the first time as a Senator on Nov. 21 vs. Philadelphia (4-0 win)
- Established a new career high when he made 25 saves in one period (while facing a new high of 27 shots in one period) on Dec. 12 at Montreal (3-1 loss)
- Became the 79th goaltender in NHL history to win a 200th game for his career when he moved into a tie with former Senator Patrick Lalime for all-time victories on Jan. 16 at Los Angeles (5-3 win)
 - o The win was the first of his career at STAPLES Center (he previously held a record of 0-3-3 over seven games) while the contest also saw him help the team establish a new record by thwarting a seventh consecutive penalty shot when he turned aside Tyler Toffoli at 14:32 of the second period; it was his fifth straight penalty shot save (Andrew Hammond and Robin Lehner turned aside the other two)
- Joined only three (C. Price, M. Fleury, R. Luongo) other active NHL goaltenders with at least three shutout victories against the Rangers when he made 35 saves on Jan. 24 vs. N.Y. Rangers (3-0 win) **Courtesy Elias Sports**
- Became the first Senators goaltender to win five consecutive home games in one season while allowing two or fewer goals in each game since Ben Bishop (February/March 2013) on Feb. 20 vs. Detroit (3-2 win) **Courtesy Elias Sports**
- Was recognized as the NHL's Third Star of the Week after posting a record of 3-0-0 with a 1.58 goals-against average and .951 save percentage in helping the club to three consecutive wins on Feb. 22
- Helped the Senators to their second two-game regular season series sweep of the Wild as the team improved to 6-1-1 over nine all-time visits to Saint Paul with a 23-save effort on March 31 at Minnesota (3-2 win)
 - o The victory over the Wild saw him reach 30 victories in one season for the third time in his NHL career
- Established a new franchise record for saves in one season when he surpassed his previous record of 1,752 (2011-12) and concluded the campaign with 1,754 after turning aside 33 shots in his final appearance of the season on April 7 vs. Florida (3-1 win)

Among all-time Senators:

- Currently ranks second among franchise goaltenders with 126 victories
- Ranks second among all-time Ottawa goaltenders in having appeared in 253 games as a Senator
- Sits second among all-time franchise goaltenders with 19 shutout wins

Season game highs:

- **Shots:** 44, Feb. 2 at Pittsburgh (6-5 loss); **Saves:** 40, Nov. 25 at Colorado (5-3 win)

Molson Cup star of the game:

- Was the monthly Molson Cup award winner for November


Injuries and missed games:

- Sustained a left knee injury on March 1 vs. St. Louis (4-3 SO loss) that caused him to miss four games

PLAYOFF EXPERIENCE:**Last NHL playoff win:** April 24, 2015, at Montreal**Last NHL playoff shutout:** April 22, 2015, vs. Montreal**NHL playoff notes:**

- Appeared in first NHL playoff game, and earned his first post-season victory, on April 14, 2010, at San Jose (with Colorado)
- Recorded first NHL playoff shutout and established an NHL record with 50 saves in regulation time in an eventual 51-save effort and 1-0 shutout win vs. San Jose on April 18, 2010 (with Colorado)
- Stopped 223 of 239 shots to set a Colorado franchise record for most saves in a single playoff series in the 2010 quarter-final series against San Jose
- Stopped 194 of 208 shots to set a Senators franchise record for most saves in a single playoff series in the 2012 quarter-final series against the N.Y. Rangers
- Became the fourth Senators goaltender to record a post-season shutout when he made a franchise-high (for playoff saves in a shutout victory) 41 stops in a 2-0 Game 5 victory at Madison Square Garden on April 21, 2012
- Stopped 171 of 180 shots in the Senators' 2013 quarter-final series against Montreal
- Was named the game's first star in both Game 1 at Montreal (May 2, 2013, 48 saves) and Game 5 at Montreal (May 9, 2013, 33 saves)
- His 48 save performance on May 2, 2013 (4-2 win), saw him fall one save shy of a franchise record for most saves in a non-overtime playoff contest (Gerber, 4/11/08 at Pittsburgh)
- Recorded his third career post-season shutout (his second with Ottawa) and the 11th in franchise history when he made 28 saves in a first star performance in a 1-0 Game 4 victory vs. Montreal on April 22, 2015
 - o The win marked only the second time in NHL history (and the first since Colorado accomplished the feat in 2004) that a team down three-games-to-none in a best-of-seven series staved off elimination with a 1-0 win in Game 4 **Courtesy Elias Sports**
- Was recognized as the game's first star when he stopped 45 of the 46 shots he faced in a 5-1 Game 5 win at Montreal on April 24, 2015
 - o In doing so, he became only the fourth NHL goaltender to make 45 or more saves in a non-overtime win that enabled his team to avert elimination in a playoff series **Courtesy Elias Sports**
- Ranks third among all-time Senators franchise goaltenders in post-season games (21), wins (10) and shutouts (two)

PLAYOFFS	GP	W	L	GA	SA	SV	Sv%	GAA	SO	MIN
NHL Career	27	12	14	63	941	878	.933	2.35	3	1,610

	2 DION PHANEUF – Defenceman											
	Height: 6-3	Weight: 227 lbs.	Birthdate: April 10, 1985				Birthplace: Edmonton					
	11th NHL season 1st with Ottawa	Acquired: Traded to Ottawa by Toronto (with four others) for Jared Cowen, Colin Greening, Tobias Lindberg, Milan Michalek and the team's second-round draft pick in 2017 on Feb. 9.										

2015-16	GP	G	A	P	+/-	PIM	PPG	SHG	GW	S	S %	TOI/G
Toronto	51	3	21	24	-4	67	0	0	0	116	2.6	22:01
Ottawa	20	1	7	8	-3	23	0	0	0	28	3.6	23:10
NHL Season	71	4	28	32	-7	90	0	0	0	144	2.8	22:20
NHL Career	821	121	311	432	-14	1143	65	1	26	2144	5.6	24:32

2015-16 NOTES:

Milestones:

- Registered the 300th assist of his NHL career on Jan. 6 at Anaheim (with Toronto)
- Reached 1,100 penalty minutes for his NHL career on Jan. 13 vs. Columbus (with Toronto)
- Played in the 800th game of his NHL career on Feb. 4 vs. New Jersey (with Toronto)

Season notables:

- Began the season by appearing in 51 games for Toronto while recording 24 points (three goals, 21 assists) and registering 67 penalty minutes
- Played his 423rd (which ranks 21st among all-time Maple Leaf defencemen) and final game with Toronto, earning one assist, in a 6-1 Senators win over Toronto at Canadian Tire Centre on Feb. 6
- Made his Senators debut, skating in 21:42 time-on-ice and recording two hits on Feb. 10 at Detroit (3-1 loss)
- Earned the first point (an assist) and first multi-point (two assists) game of his Senators career while making his home debut on Feb. 11 vs. Colorado (4-3 loss)
- Helped the club force overtime ahead of an eventual shootout victory by scoring his first goal as a Senator (an unassisted tally) at 16:09 of the third period on Feb. 20 vs. Detroit (3-2 SO win)
- Became the 11th former Maple Leaf captain to make his return to Toronto with an NHL opponent in a 3-2 Senators win over the Maple Leafs on March 5 at Air Canada Centre

Among all-time Senators:

- Currently sits in a tie for 202nd place (Bochenski, Hensky, Hennessy, McCormick) in having played 20 regular season games for Ottawa
- Is one of 64 all-time franchise defencemen who has scored at least one goal for the club

Season game highs:

- **Goals:** 1 (4x), **Assists:** 2 (4x), **Points:** 2 (5x), **PIM:** 7 (2x), **TOI:** 27:05, March 15 vs. Minnesota (3-2 OT win), **Shots:** 7, Nov. 28 vs. Washington (with Toronto), **Hits:** 7, Dec. 22 at Arizona (with Toronto), **Plus/minus:** +3, Oct. 16 at Columbus (with Toronto), **Blocked shots:** 5, March 1 vs. St. Louis (4-3 SO loss)

Injuries and missed games:

- Sustained an oblique strain on March 22 vs. Washington (4-2 loss) after previously injuring his right foot on March 12 vs. Toronto (4-0 win); the combination of the two injuries caused him to miss the final eight games of the regular season

PLAYOFF EXPERIENCE:

Last NHL playoff goal: May 12, 2013, vs. Boston (with Toronto) **Last NHL playoff assist:** May 13, 2013, at Boston (with Toronto)


NHL playoff notes:

- Made NHL playoff debut with Calgary on April 21, 2006, vs. Anaheim
- Recorded first NHL playoff goal (and point) with Calgary on April 23, 2006, in Game 2 of the club's WC quarter-final series vs. Anaheim
- Recorded first NHL playoff assist with Calgary on April 13, 2008, in Game 3 of the club's WC quarter-final series vs. San Jose
- Ranked second among Flames in goals (three), assists (four) and points (seven) during the 2008 post-season
- Last appeared in the playoffs in 2013 with Toronto, recording three points (one goal, two assists) in seven EC quarter-final games against Boston

Pro playoff notes:

- Saw first professional playoff action with Calgary (NHL) in 2006

PLAYOFFS	GP	G	A	P	+/-	PIM	PPG	SHG	GW	S	S %	TOI/G
NHL Career	32	6	9	15	-18	28	3	0	0	72	8.3	24:23

	3 MARC METHOT – Defenceman			
	Height: 6-3	Weight: 228 lbs.	Birthdate: June 21, 1985	Birthplace: Ottawa
	10th NHL season 4th with Ottawa	Acquired: Traded to Ottawa by Columbus for Nick Foligno on July 1, 2012.		

2015-16	GP	G	A	P	+/-	PIM	PPG	SHG	GW	S	S%	TOI/G
Season	69	5	7	12	12	34	0	0	0	74	6.8	20:39
NHL Career	511	21	87	108	31	319	0	0	1	513	4.1	20:09

2015-16 NOTES:

Milestones:

- Reached 300 penalty minutes for his NHL career on Nov. 25 at Colorado (5-3 win)
- Registered the 100th point of his NHL career on Nov. 28 at Arizona (4-3 loss)
- Played in the 500th game of his NHL career on March 6 vs. Dallas (2-1 loss)

Senators notables:

- Led team defenceman (for the second consecutive season) and ranked third among Senators in plus/minus (+12)
- Ranked third among Senators in averaging 20:39 time-on-ice per game
- Scored in a second consecutive game for the first time in his NHL career on March 5 at Toronto (3-2 win)
 - o In conjunction with Zack Smith, his goal at Air Canada Centre ultimately helped Ottawa overcome a 2-1 third period deficit and marked the Senators' fifth non-shootout win of the season in a road game in which they trailed in the final frame (four in regulation time and one in overtime); the victory established a new franchise record for the most such road wins in one season **Courtesy Elias Sports**
- Matched an individual game career-high when he registered a plus/minus rating of +4 for the second and third time on Feb. 6 vs. Toronto (6-1 win) and on March 19 vs. Montreal (5-0 win) respectively

Among all-time Senators:

- Currently sits in sole possession of 39th place in having played 236 regular season games for Ottawa
- Ranks 20th among all-time franchise defencemen with 57 points

Season game highs:

- **Goals:** 1 (5x), **Assists:** 1 (7x), **Points:** 1 (12x), **PIM:** 4 (4x), **TOI:** 25:07, Dec. 5 vs. N.Y. Islanders (3-2 OT win), **Shots:** 5, March 5 at Toronto (3-2 win), **Hits:** 6, Oct. 15 at Pittsburgh (2-0 loss), **Plus/minus:** +4 (2x), **Blocked shots:** 3 (15x)

Injuries and missed games:

- Was diagnosed with a concussion following the team's Oct. 15 game at Pittsburgh (2-0 loss) causing him to miss three games
- Suffered a back/hip injury on Jan. 16 at Los Angeles (5-3 win) causing him to miss the team's next six games
- Missed the team's April 7 game vs. Florida (3-1 win) due to a groin injury
- Missed three games due to the flu

PLAYOFF EXPERIENCE:

Last NHL playoff goal: May 2, 2013, at Montreal

Last NHL playoff assist: May 9, 2013, at Montreal


NHL playoff notes:

- Made NHL playoff debut with Columbus on April 16, 2009, at Detroit
- Recorded first NHL playoff point, an assist, at Montreal on May 2, 2013 (4-2 win); also tallied his first career post-season goal (the game-winner) in that contest
- Ranked second among Senators defencemen and tied for third among all players in scoring during the team's 2013 quarter-final series against the Canadiens
- Last appeared in the playoffs in 2015 with Ottawa while being held scoreless over six quarter-final games against Montreal

Pro playoff notes:

- Saw first professional playoff action with Syracuse (AHL) in 2006

PLAYOFFS	GP	G	A	P	+/-	PIM	PPG	SHG	GW	S	S%	TOI/G
NHL Career	20	1	4	5	-3	14	0	0	1	27	3.7	21:46

	4 CHRIS PHILLIPS – Defenceman			
	Height: 6-3	Weight: 219 lbs.	Birthdate: March 9, 1978	Birthplace: Calgary
	18th NHL season 18th with Ottawa	Acquired: Ottawa's first-round pick, first overall, in the 1996 NHL Draft.		

2015-16	GP	G	A	P	+/-	PIM	PPG	SHG	GW	S	S%	TOI/G
Season	0	0	0	0	0	0	0	0	0	0	0.0	0:00
NHL Career	1,179	71	217	288	67	758	17	3	13	1,421	5.0	20:42

2015-16 NOTES:

Senators notables:

- Missed each of the team's 82 regular season games primarily due to an injury he sustained during recovery from off-season back surgery

Among all-time Senators:

- Is the franchise leader in having appeared in 1,179 regular season games in an Ottawa uniform
- Is one of only eight all-time Senators (Alfredsson, Bonk, Hossa, Karlsson, Redden, Spezza, Yashin) to have recorded 200 assists for the franchise
- Ranks third (Karlsson, Redden) among all-time Senators defencemen and is 11th among all Ottawa players in franchise scoring with 288 points
- Sits tied for 15th on the franchise's all-time list with 17 power-play goals
- Sits tied for 17th on the franchise's all-time list with three shorthanded markers
- Of his 71 career goals, 13 have been game-winning markers, rendering him 14th on the franchise's all-time list

Injuries and missed games:

- Has not played since Feb. 5, 2015, (a span of 129 consecutive games) due to injury

PLAYOFF EXPERIENCE:

Last NHL playoff goal: May 8, 2006, vs. Buffalo

Last NHL playoff assist: May 3, 2013, at Montreal


NHL playoff notes:

- Played first NHL playoff game and recorded first playoff point, an assist, against New Jersey on April 22, 1998 (2-1 OT win)
- Scored first career playoff goal in Game 4 of the 2001 quarter-final series at Toronto on April 18, 2001 (3-1 loss)
- Scored first and only game-winning goal in overtime at New Jersey on May 21, 2003 (2-1 OT win)
- Ranks second among Senators all-time playoff leaders in games played (114), second in penalty minutes (105) and tied for 12th in goals (six)
- Skated in the 100th post-season contest (all with Ottawa) of his NHL career against the N.Y. Rangers on April 16, 2012 (1-0 loss)
- Became the second player (Neil) in franchise history to reach 100 penalty minutes in the post-season when he did so against Montreal on May 5, 2013 (6-1 win)
- Last appeared in the playoffs in 2013 with Ottawa, recording one point (one assist) in 10 games against Montreal and Pittsburgh

Injuries and/or suspension in the NHL playoffs:

- Missed the first three games of the 2001 quarter-final series against Toronto with a left shoulder injury sustained late in the regular season
- Missed all six games of the 2015 quarter-final series against Montreal with a back injury that saw him also miss the team's final 37 regular-season contests

PLAYOFFS	GP	G	A	P	+/-	PIM	PPG	SHG	GW	S	S%	TOI/G
NHL Career	114	6	9	15	3	105	1	0	1	142	4.2	22:35

	5 CODY CECI – Defenceman			
	Height: 6-3	Weight: 205 lbs.	Birthdate: Dec. 21, 1993	Birthplace: Orleans, Ont.
	3rd NHL season 3rd with Ottawa			
Acquired: Ottawa's first-round pick, 15th overall, in the 2012 NHL Draft.				

2015-16	GP	G	A	P	+/-	PIM	PPG	SHG	GW	S	S %	TOI/G
Season	75	10	16	26	9	18	0	0	2	116	8.6	19:18
NHL Career	205	18	38	56	1	38	1	0	4	328	5.5	18:48

2015-16 NOTES:

Milestones:

- Played in the 200th game of his NHL career on March 30 at Winnipeg (2-1 win)

Senators notables:

- Established new NHL career highs in goals (10), points (26) and penalty minutes (18) while matching his career high for assists (16)
- Ranked second among Senators while establishing a new career high with 130 blocked shots
- Ranked second only to Karlsson in scoring by a Senators defenceman for the second consecutive season
- Matched a career high for one season with two game-winning goals
- Set a new career high with his 22nd point of the season while becoming only the 18th defenceman in franchise history to appear in 200 games for the club on March 30 at Winnipeg (2-1 win)
- Registered a career-high three multi-point contests

Among all-time Senators:

- Currently sits in sole possession of 47th place in having played 205 regular season games for Ottawa
- Ranks 21st among all-time franchise defencemen with 56 points

Season game highs:

- **Goals:** 1 (10x), **Assists:** 1 (16x), **Points:** 2 (3x), **PIM:** 4, Oct. 30 at Detroit (3-1 win), **TOI:** 23:03, Feb. 6 vs. Toronto (6-1 win), **Shots:** 5, Feb. 8 vs. Tampa Bay (5-1 win), **Hits:** 4 (2x), **Plus/minus:** +2 (6x), **Blocked shots:** 7 (2x)

Injuries and missed games:

- Sustained a left hip injury on Nov. 5 vs. Winnipeg (3-2 win) causing him to miss the team's next contest
- Suffered a rib cartilage injury on Dec. 20 at Tampa Bay (5-2 loss) that caused him to miss six games

PLAYOFF EXPERIENCE:

Last NHL playoff goal: N/A

Last NHL playoff assist: April 22, 2015, vs. Montreal


NHL playoff notes:

- Played first NHL playoff game at Montreal on April 15, 2015 (4-3 loss)
- Recorded first NHL playoff point with an assist on a goal by Clarke MacArthur at Montreal on April 17, 2015 (3-2 OT loss)
- Last appeared in the playoffs in 2015 with Ottawa, recording two points (two assists) in six quarter-final games against Montreal

Pro playoff notes:

- Saw first professional playoff action with Binghamton (AHL) in 2014, tying for the B-Sens' lead (Mullen) in scoring among defencemen with two points (one goal, one assist) over four Eastern Conference quarter-final games against Wilkes-Barre/Scranton

PLAYOFFS	GP	G	A	P	+/-	PIM	PPG	SHG	GW	S	S %	TOI/G
NHL Career	6	0	2	2	0	0	0	0	0	5	0.0	17:59

	6 BOBBY RYAN – Right wing			
	Height: 6-2	Weight: 209 lbs.	Birthdate: March 17, 1987	Birthplace: Cherry Hill, N.J.
	9th NHL season 3rd with Ottawa	Acquired: Traded to Ottawa by Anaheim for Jakob Silfverberg, Stefan Noesen and Ottawa's first-round draft pick in 2014 on July 5, 2013.		

2015-16	9	G	A	P	+/-	PIM	PPG	SHG	GW	S	S %	TOI/G
Season	81	22	34	56	-9	28	6	0	2	183	12.0	17:10
NHL Career	607	210	237	447	43	348	52	3	24	1,638	12.8	17:28

2015-16 NOTES:

Milestones:

- Registered the 400th point of his NHL career on Oct. 31 vs. Detroit (5-3 loss)
- Scored the 200th goal of his NHL career on Jan. 4 at St. Louis (3-2 OT win)
- Played in the 600th game of his NHL career on March 23 at N.Y. Islanders (3-1 loss)

Senators notables:

- Led Senators forwards while ranking second on the club with 16 power-play points, his most in his three seasons with Ottawa
- Established a new NHL career high by recording at least one point in nine consecutive games from Nov. 5 to Nov. 24
 - o He registered 11 points (four goals, seven assists) over the duration of the streak
- Became only the second player (Heatley) in franchise history to record a consecutive home game point streak of at least 14 games when he reached the mark on Dec. 18 vs. San Jose (4-2 win)
- Matched a franchise record for one player (Heatley) when he extended his home game point streak to 15 games (where it ultimately ended) on Dec. 27 vs. Boston (3-1 win)
- Became the third player (Crosby, Kopitar) from the 2008 NHL Draft class to record a 200th goal for his career when he did so as part of a two-goal effort on Jan. 4 at St. Louis (3-2 OT win) **Courtesy Elias Sports**
 - o His two goals at Scottrade Center (his second of the game was the 201st of his career and his third overtime winner) saw him reach 30 points for his career against the Blues, one of only two NHL clubs (Vancouver) against which he's averaging better than one point/game (1.29 ahead of 2016-17), but the only of the two against that he's earned at least 30 points
- In conjunction with Mark Borowiecki, Jean-Gabriel Pageau and Mika Zibanejad, he scored one of the team's four third period goals to help the Senators recover from a two-goal deficit with less than 12 minutes remaining to earn a win in regulation time for only the second time in franchise history on Jan. 16 at Los Angeles (5-3 win) **Courtesy Elias Sports**
 - o The win over the Kings saw the club extend its winning streak against Los Angeles to three for the first time (including two consecutive wins at STAPLES Center/at L.A. for the first time) while its regular season series sweep of the Kings was the team's first of at least two games
- Scored a 20th goal in one season for the sixth time in his NHL career (and for the second over his three seasons with the Senators) on Feb. 13 at Columbus (4-2 loss)
- Reached the 30-assist plateau for the first time in consecutive seasons on March 15 vs. Minnesota (3-2 OT win)
- Led the club in both shootout goals (six) and in conversion percentage (six-for-11, 54.5%)

Among all-time Senators:

- Currently sits in sole possession of 42nd place in having played 229 regular season games for Ottawa
- Ranks 23rd on the franchise's all-time list with 63 goals

Molson Cup star of the game:

- Was the monthly Molson Cup award winner for January

Season game highs:

- **Goals:** 2, Jan. 4 at St. Louis (3-2 OT win), **Assists:** 2 (5x), **Points:** 3 (3x), **PIM:** 4, March 26 vs. Anaheim (4-3 OT loss), **TOI:** 23:39, Feb. 10 at Detroit (3-1 loss), **Shots:** 8, Oct. 24 vs. Arizona (4-1 loss), **Hits:** 5, Feb. 6 vs. Toronto (6-1 win), **Plus/minus:** +3, March 31 at Minnesota (3-2 win)

Injuries and missed games:

- Sustained a fractured finger tip on Dec. 20 at Tampa Bay (5-2 loss) causing him to miss one game

PLAYOFF EXPERIENCE:**Last NHL playoff goal:** April 24, 2015, at Montreal**Last NHL playoff assist:** May 4, 2013, at Detroit (with Anaheim)**NHL playoff notes:**

- Made NHL playoff debut with Anaheim on April 10, 2008, vs. Dallas
- Recorded first NHL playoff goal (and point) with Anaheim on April 19, 2009, at San Jose
- Scored four goals in six games during Anaheim's 2009 Western Conference quarter-final series against San Jose
- Tied for second among Ducks with three goals (despite missing two games due to suspension) during Anaheim's 2011 Western Conference quarter-final series against Nashville
- Tied for first among Senators with two goals during Ottawa's 2015 Eastern Conference quarter-final series against Montreal
 - o His two goals in Game 5 on April 24, 2015, at Montreal (5-1 win) marked the second time that he had registered a two-goal game in his NHL post-season career
- Last appeared in the playoffs in 2015 with Ottawa, recording two points (two goals, two assists) in six quarter-final games against Montreal


Injuries and/or suspension in the NHL playoffs:

- Missed Game 3 and 4 of the 2011 Western Conference quarter-final series against Nashville due to suspension

Pro playoff notes:

- Saw first professional playoff action with Portland (AHL) in 2006
- Registered eight points (one goal, seven assists) over 19 AHL playoff games in helping Portland reach the Eastern Conference (EC) finals in 2006
- Led Portland and ranked second among AHL rookies with 20 points (eight goals, 12 assists) in helping the Pirates reach the EC finals in 2008

PLAYOFFS	GP	G	A	P	+/-	PIM	PPG	SHG	GW	S	S%	TOI/G
NHL Career	32	12	5	17	4	4	3	0	1	87	13.8	17:41



7 KYLE TURRIS – Centre

Height: 6-1	Weight: 190 lbs.	Birthdate: Aug. 14, 1989	Birthplace: New Westminster, B.C.
7th NHL season 5th with Ottawa	Acquired: Traded to Ottawa by Phoenix for David Rundblad and a second-round draft pick in 2012 on Dec. 17, 2011.		

2015-16	GP	G	A	P	+/-	PIM	PPG	SHG	GW	S	S %	TOI/G
Season	57	13	17	30	-15	32	3	0	2	122	10.7	19:42
NHL Career	455	106	150	256	8	201	20	3	21	1,030	10.3	16:57

2015-16 NOTES:

Milestones:

- Played in the 400th game of his NHL career on Oct. 10 at Toronto (5-4 SO win)
- Scored the 100th goal of his NHL career on Oct. 31 vs. Detroit (5-3 loss)

Senators notables:

- Tied for the team lead as one of only two Senators (Zibanejad) with multiple (two) game-deciding shootout goals
- Opened the team's scoring for a second consecutive season when he scored his first of two goals 30 seconds into an eventual season-opening victory on Oct. 8 at Buffalo (3-1 win)
 - o The goal was the fastest to begin a Senators season in franchise history, surpassing the mark of 2:29 established by Wade Redden to begin the 2001-02 campaign on Oct. 3, 2001, at Toronto
- In conjunction with Alex Chiasson and Milan Michalek, helped the team establish a new franchise record for fastest three power-play goals (4:10) on Oct. 10 at Toronto (5-4 SO win)
- Dating to last season, extended his consecutive game point streak to a career-high eight contests by opening the night's scoring on Oct. 10 at Toronto (5-4 SO win)
- Moved into a tie for third place (with several players) among all-time Senators when he scored his third overtime winner for the club on Nov. 3 at Montreal (2-1 win)
 - o His goal against the Canadiens was his eighth of the season over the first 12 games of the campaign; he reached his previous high of (only) four goals for the season's first 12 games on two occasions – 2010-11 and 2012-13 **Courtesy Elias Sports**
- Moved into sole possession of second place (Phillips – 311) among all-time Senators when he played his 293rd consecutive game for the club on Dec. 16 at Washington (2-1 loss)
- Became only the second player in franchise history to play in 300 consecutive games for the club on Jan. 3 at Chicago (3-0 loss)
- Missed his first game as a Senator (dating to his Dec. 17, 2011, trade from Phoenix) on Jan. 21 at New Jersey (6-3 loss)
 - o Including the game against the Devils, he was ultimately forced to miss 25 of the team's final 36 regular season games due to injury

Among all-time Senators:

- Currently sits in sole possession of 22nd place in having played 318 regular season games for Ottawa
- Ranks 15th on the franchise's all-time list with 87 goals
- Ranks 13th among all-time Senators with 17 game-winning goals

Molson Cup star of the game:

- Was the monthly Molson Cup award winner for October

Season game highs:

- **Goals:** 2, Oct. 8 at Buffalo (3-1 win), **Assists:** 2 (2x), **Points:** 2 (9x), **PIM:** 4, Jan. 16 at Los Angeles (5-3 win), **TOI:** 25:58, Dec. 3 vs. Chicago (4-3 OT win), **Shots:** 6, Jan. 7 vs. Florida (3-2 loss), **Hits:** 4, Dec. 12 at Montreal (3-1 loss), **Plus/minus:** +3, Oct. 17 vs. Nashville (4-3 SO loss), **Face-offs:** 8/10 (80%), Feb. 27 at Calgary (6-4 win)


Injuries and missed games:

- Aggravated a high right ankle sprain that he originally sustained on Dec. 5 vs. N.Y. Islanders (3-2 OT win) on Jan. 18 at San Jose (4-3 SO win) that caused him to miss 25 games on an intermittent basis (which included the team's final 19 regular season contests)

PLAYOFF EXPERIENCE:**Last NHL playoff goal:** April 15, 2015, at Montreal**Last NHL playoff assist:** April 24, 2015, at Montreal**NHL playoff notes:**

- Played first NHL playoff game with Phoenix at Detroit on April 13, 2011, recording his first career playoff goal (and point) in that contest
- Became the 13th player in franchise history to record a game-winning goal in overtime on April 18, 2012, against the N.Y. Rangers (3-2 OT win)
- Became the second player (Alfredsson) in franchise history to record multiple game-winning goals in overtime when he scored 2:32 into the extra session against Montreal on May 7, 2013 (3-2 OT win)
- Tallied the team's first shorthanded goal in the post-season since 6/6/07 at Montreal on May 9, 2013 (6-1 win)
- Tied for first among Senators in goals (three) and tied for third in scoring during the team's 2013 quarter-final series against the Canadiens
- Helped establish a new franchise post-season record (eight seconds) for fastest two goals (Silfverberg) on May 5, 2013, vs Montreal (6-1 win)
- Led Ottawa players in goals (six) while finishing second among Senators in 2013 post-season scoring with nine points
- Last appeared in the playoffs in 2015 with Ottawa, recording two points (one goal, one assist) in six quarter-final games against Montreal

PLAYOFFS	GP	G	A	P	+/-	PIM	PPG	SHG	GW	S	S %	TOI/G
NHL Career	27	9	8	17	0	35	2	1	2	69	13.0	18:09

	15 ZACK SMITH – Left wing			
	Height: 6-2	Weight: 209 lbs.	Birthdate: April 5, 1988	Birthplace: Maple Creek, Sask.
	8th NHL season 8th with Ottawa			
Acquired: Ottawa's third-round pick, 79th overall, in the 2008 NHL Draft.				

2015-16	GP	G	A	P	+/-	PIM	PPG	SHG	GW	S	S %	TOI/G
Season	81	25	11	36	16	80	4	5	4	121	20.7	15:23
NHL Career	400	64	50	114	-16	497	5	9	11	630	10.2	14:10

2015-16 NOTES:

Milestones:

- Recorded the 100th point of his NHL career on Feb. 27 at Calgary (6-4 win)
- Played in the 400th game of his NHL career on April 9 at Boston (6-1 win)

Senators notables:

- Established new NHL career highs in goals (25), points (36) and plus/minus (+16)
 - o His 25 goals surpassed the professional career high of 24 he recorded with Binghamton (AHL) in 2008-09 while the total was also greater than his best major junior season (22 goals) that he registered with Swift Current (WHL) in 2007-08
- Ranked second among Senators (Pageau) and was second among all NHL players with five shorthanded goals
- Matched a career high when he scored twice in one game for the fourth time (twice in one period for the second time) on Nov. 10 at Nashville (7-5 loss)
- Converted his first penalty shot (it was the first attempt of his career) at 14:29 of the third period to help the Senators force overtime ahead of earning a season sweep of the Sharks for the second consecutive season on Jan. 18 at San Jose (4-3 SO win)
- Recorded a goal in three consecutive games, each of which were the team's first of the game; Feb. 6 vs. Toronto (6-1 win), Feb. 8 vs. Tampa Bay (5-1 win) and Feb. 10 at Detroit (3-1 loss); ultimately scored in an NHL career-high five consecutive games, which tied for sixth among NHL players this season
- Established a new career high for points in one month (11, including a career-high seven goals) in February after surpassing his previous high for one month of eight points (and five goals, which he achieved on two occasions in 2011) **Courtesy Elias Sports**
- In conjunction with Marc Methot, his third period goal on March 5 at Toronto (3-2 win) ultimately helped Ottawa overcome a 2-1 third period deficit and marked the Senators' fifth non-shootout win of the season in a road game in which they trailed in the final frame (four in regulation time and one in overtime); the victory established a new franchise record for the most such road wins in one season **Courtesy Elias Sports**
- Set a new career high when he recorded at least one point in a fifth consecutive game when he opened the afternoon's scoring on March 6 vs. Dallas (2-1 loss)
- Extended his point streak to a career-high eight consecutive games with his 21st goal of the season on March 12 vs. Toronto (4-0 win)
- Became only the 17th player in franchise history to appear in 400 games for the club when he did so on April 9 at Boston (6-1 win)
 - o The team's regular season finale against the Bruins also saw him score his 25th goal of the campaign
- Was selected by the Professional Hockey Writers Association (PHWA) as the Senators' nominee for the 2015-16 Bill Masterton Memorial Trophy

Among all-time Senators:

- Currently sits in sole possession of 17th place in having played 400 regular season games for Ottawa
- Is tied for 21st place (Zibanejad) among all-time Senators with 64 goals
- Sits tied for fourth place (Pageau) on the franchise's all-time list with nine shorthanded markers
- Ranks eighth among all-time Senators with 497 penalty minutes

Season game highs:

- **Goals:** 2 (2x), **Assists:** 2, Feb. 2 at Pittsburgh (6-5 loss), **Points:** 2 (7x), **PIM:** 10, Dec. 29 at Boston (7-3 loss), **TOI:** 21:35, March 15 vs. Minnesota (3-2 OT win), **Shots:** 6, March 19 vs. Montreal (5-0 win), **Hits:** 6 (5x), **Plus/minus:** +3 (3x)

Injuries and missed games:

- Did not dress on one occasion


PLAYOFF EXPERIENCE:**Last NHL playoff goal:** May 9, 2013, at Montreal**Last NHL playoff assist:** May 17, 2013, at Pittsburgh**NHL playoff notes:**

- Played first NHL playoff game at Pittsburgh on April 14, 2010 (5-4 win)
- Recorded first NHL playoff point, an assist, at N.Y. Rangers on April 14, 2012 (3-2 OT win)
- Recorded his first NHL playoff goal at Montreal on May 9, 2013 (6-1 win)
- Last appeared in the playoffs in 2015 with Ottawa while being held scoreless over three quarter-final games against Montreal

Pro playoff notes:

- Saw first professional playoff action with Manitoba (AHL) in 2008
- Ranked fifth in AHL post-season scoring with eight goals and 12 assists in 23 games with Binghamton (AHL) in 2011
- One of four active Senators who helped Binghamton capture the Calder Cup in six games over the Houston Aeros in 2011

PLAYOFFS	GP	G	A	P	+/-	PIM	PPG	SHG	GW	S	S%	TOI/G
NHL Career	26	1	2	3	-9	46	0	0	0	32	3.1	11:33

	16 CLARKE MacARTHUR – Left wing											
	Height: 6-0	Weight: 195 lbs.	Birthdate: April 6, 1985				Birthplace: Lloydminster, Alta.					
	10th NHL season 3rd with Ottawa		Acquired: Signed as a free agent by Ottawa on July 5, 2013.									

2015-16	GP	G	A	P	+/-	PIM	PPG	SHG	GW	S	S%	TOI/G
Season	4	0	0	0	-1	0	0	0	0	4	0.0	10:51
NHL Career	548	133	171	304	-5	343	34	2	22	971	13.7	15:34

2015-16 NOTES:

Senators notables:

- Was held scoreless through his first three-plus regular season games before sustaining a concussion in the second period of the team's game on Oct. 14 at Columbus (7-3 win), which resulted in his missing the remainder of the campaign

Among all-time Senators:

- Currently sits in sole possession of 79th place in having played 145 regular season games for Ottawa
- Ranks 33rd on the franchise's all-time list with 40 goals
- Is tied for 19th place (Chara, Foligno) among all-time Senators with 10 game-winning goals

Season game highs:

- **Goals:** None, **Assists:** None, **Points:** None, **PIM:** None, **TOI:** 14:53, Oct. 10 at Toronto (5-4 SO win), **Shots:** 2, Oct. 10 at Toronto (5-4 SO win), **Hits:** 2, Oct. 11 vs. Montreal (3-1 loss), **Plus/minus:** Even (3x)

Injuries and missed games:

- Sustained a concussion on Oct. 14 at Columbus (7-3 win) causing him to miss the team's final 78 regular season games

PLAYOFF EXPERIENCE:

Last NHL playoff goal: April 19, 2015, vs. Montreal

Last NHL playoff assist: May 13, 2013, at Boston (with Toronto)


NHL playoff notes:

- Played first NHL playoff game with Toronto at Boston on May 1, 2013
- Recorded first NHL playoff goal (and point) with Toronto on May 8, 2013, vs. Boston
- Tied for first among Senators with two goals during Ottawa's 2015 Eastern Conference quarter-final series against Montreal
- Last appeared in the playoffs in 2015 with Ottawa, recording two points (two goals) in six quarter-final games against Montreal

Pro playoff notes:

- Saw first professional playoff action with Rochester (AHL) in 2005
- Recorded six points (two goals, four assists) in six games to lead Rochester in scoring during the 2007 AHL playoffs

PLAYOFFS	GP	G	A	P	+/-	PIM	PPG	SHG	GW	S	S%	TOI/G
NHL Career	11	4	1	5	-3	20	0	0	1	22	18.2	14:20

	25 CHRIS NEIL – Right wing			
	Height: 6-1	Weight: 206 lbs.	Birthdate: June 18, 1979	Birthplace: Flesherton, Ont.
	14th NHL season 14th with Ottawa Acquired: Ottawa's sixth-round pick, 161st overall, in the 1998 NHL Draft.			

2015-16	GP	G	A	P	+/-	PIM	PPG	SHG	GW	S	S %	TOI/G
Season	80	5	8	13	-3	165	0	0	0	70	7.1	9:17
NHL Career	973	111	135	246	-8	2,459	16	0	12	1,207	9.2	11:09

2015-16 NOTES:

Milestones:

- Played in the 900th game of his NHL career on Oct. 22 vs. New Jersey (5-4 SO loss)
- Reached 2,300 penalty minutes for his NHL career on Oct. 22 vs. New Jersey (5-4 SO loss)
- Reached 2,400 penalty minutes for his NHL career on Jan. 22 vs. N.Y. Islanders (5-2 loss)

Senators notables:

- Was one of only six Senators to appear in at least 80 of the club's 82 regular season games, which was his highest total since the 2010-11 season
- Led Senators forwards while concluding the season ranking 20th among NHL players with 215 hits
- Registered the fourth "Gordie Howe" hat trick of his NHL career on Oct. 22 vs. New Jersey (5-4 SO loss)
 - o The game against the Devils also saw him become only the third Senator (Alfredsson, Phillips) to skate in 900 contests for the club and the 415th NHL player to achieve the milestone
- Became only the 26th player in NHL history to reach 2,400 penalty minutes for his career on Jan. 22 vs. N.Y. Islanders (5-2 loss)
- Signed a one-year contract extension ahead of the team's game on Feb. 27 at Calgary (6-4 win)

Among all-time Senators:

- Ranks first among all-time Senators in having recorded 2,459 penalty minutes
- Sits third among all-time Senators in having played 973 regular season games for Ottawa
- Ranks 10th among all-time Senators with 111 goals while sitting 12th in both assists (135) and points (246)

Season game highs:

- **Goals:** 1 (5x), **Assists:** 1 (8x), **Points:** 2 (2x), **PIM:** 24, Oct. 31 vs. Detroit (5-3 loss), **TOI:** 14:22, Jan. 10 at Washington (7-1 loss), **Shots:** 3 (5x), **Hits:** 8, Nov. 19 vs. Columbus (3-0 win), **Plus/minus:** +2 (3x)

Injuries and missed games:

- Missed two consecutive games due to the flu, March 22 vs. Washington (4-2 loss) and March 23 at N.Y. Islanders (3-1 loss)

PLAYOFF EXPERIENCE:

Last NHL playoff goal: April 23, 2012, vs. N.Y. Rangers

Last NHL playoff assist: May 22, 2013, vs. Pittsburgh


NHL playoff notes:

- Made NHL playoff debut at Philadelphia on April 17, 2002 (1-0 loss)
- Scored first NHL playoff goal vs. New Jersey on May 10, 2003 (3-2 OT win)
- Finished fifth in NHL with 54 hits in 20 playoff games in 2006-07 post-season
- Is Ottawa's all-time leader in post-season penalty minutes (192) and ranks fourth in playoff games played (91) and is 10th in points (19)
- Became the 12th player in Senators franchise history to record a game-winning goal in overtime on April 14, 2012, at N.Y. Rangers (3-2 OT win)
- Last appeared in the playoffs in 2015 with Ottawa while being held scoreless over two quarter-final games against Montreal

Pro playoff notes:

- Saw first professional playoff action with Grand Rapids (IHL) in 2000

PLAYOFFS	GP	G	A	P	+/-	PIM	PPG	SHG	GW	S	S %	TOI/G
NHL Career	93	9	10	19	1	192	1	0	1	97	9.3	9:42

	27 CURTIS LAZAR – Centre			
	Height: 6-0	Weight: 209 lbs.	Birthdate: Feb. 2, 1995	Birthplace: Salmon Arm, B.C.
	2nd NHL season 2nd with Ottawa Acquired: Ottawa's first-round pick, 17th overall, in the 2013 NHL Draft.			

2015-16	GP	G	A	P	+/-	PIM	PPG	SHG	GW	S	S %	TOI/G
Season	76	6	14	20	-1	18	1	1	0	78	7.7	13:51
NHL Career	143	12	23	35	0	32	1	1	0	170	7.1	13:24

2015-16 NOTES:

Milestones:

- Played in the 100th game of his NHL career on Dec. 30 vs. New Jersey (3-0 loss)

Senators notables:

- Established new NHL career highs in assists (14), points (20), penalty minutes (18) and games (76) while matching his career high for goals (six)
- Registered the first multi-goal (and multi-point) game of his NHL career on Feb. 6 vs. Toronto (6-1 win)
- Earned an assist in helping the Senators to their season-high fourth consecutive win while making their final visit to Rexall Place on Feb. 23 at Edmonton (4-1 win)
 - o His assist against the Oilers (on Nick Paul's first NHL goal) saw him earn at least one point in each of his two NHL games at Rexall Place after playing his entire junior career with the Edmonton Oil Kings (WHL), which included winning the Memorial Cup with the club in 2013-14
- In conjunction with Alex Chiasson and Jean-Gabriel Pageau, he scored one of the team's three shorthanded goals to help the Senators to an eventual shutout victory on March 19 vs. Montreal (5-0 win)
 - o The win over the Canadiens marked the first time that an NHL team scored three shorthanded goals in one game since April 10, 2010, when Boston did so in a 4-2 victory over Carolina while also marking the first time the Senators had achieved the feat since an 8-2 win at Toronto on April 3, 2008 **Courtesy Elias Sports**

Among all-time Senators:

- Currently sits in a tie for 80th place (Hill, McGrattan) in having played 143 regular season games for Ottawa
- Is tied for 81st place (with several players) among all-time Senators with 12 goals

Season game highs:

- **Goals:** 2, Feb. 6 vs. Toronto (6-1 win), **Assists:** 1 (14x), **Points:** 2, Feb. 6 vs. Toronto (6-1 win), **PIM:** 5 (2x), **TOI:** 20:03, Nov. 5 vs. Winnipeg (3-2 SO win), **Shots:** 5, Oct. 17 vs. Nashville (4-3 SO loss), **Hits:** 5 (2x), **Plus/minus:** +3 (2x), **Face-offs:** 5/7 (71%), Feb. 8 vs. Tampa Bay (5-1 win)

Injuries and missed games:

- Sustained a concussion on Oct. 24 vs. Arizona (4-1 loss) that caused him to miss three regular season games
- Suffered a groin injury on Dec. 22 at Florida (2-1 SO loss) that caused him to miss the team's next two contests
- Missed the team's regular season finale on April 9 at Boston (6-1 win) due to a groin injury

PLAYOFF EXPERIENCE:


Last NHL playoff goal: N/A

Last NHL playoff assist: N/A

NHL playoff notes:

- Played first NHL playoff game at Montreal on April 15, 2015 (4-3 loss)
- Last appeared in the playoffs in 2015 with Ottawa while being held scoreless over six quarter-final games against Montreal

PLAYOFFS	GP	G	A	P	+/-	PIM	PPG	SHG	GW	S	S %	TOI/G
NHL Career	6	0	0	0	0	2	0	0	0	9	0.0	13:52

	43 RYAN DZINGEL – Left wing			
	Height: 6-0	Weight: 190 lbs.	Birthdate: March 9, 1992	Birthplace: Wheaton, Ill.
	1st NHL season 1st with Ottawa		Acquired: Ottawa's second seventh-round pick, 204th overall, in the 2011 NHL Draft.	

2015-16	GP	G	A	P	+/-	PIM	PPG	SHG	GW	S	S %	TOI/G
Binghamton (AHL)	44	12	24	36	-5	22	3	0	2	110	10.9	-
Season	30	3	6	9	4	11	0	0	0	23	13.0	10:47
NHL Career	30	3	6	9	4	11	0	0	0	23	13.0	10:47

2015-16 NOTES:

Milestones:

- Earned the first assist of his NHL career (which was also his first point) on Feb. 6 vs. Toronto (6-1 win)
- Scored the first goal of his NHL career on Feb. 16 vs. Buffalo (2-1 SO win)

Senators notables:

- Made his NHL debut, skating in 5:25 time-on-ice and winning one of two face-offs on Dec. 22 at Florida (2-1 SO loss)
 - o His appearance against the Panthers saw him become the seventh player from the Senators' 2011 NHL Draft class to appear in a regular season game for the club, which matched a franchise high (the 2001 class also had seven)
- Ranked third among forwards (while tying for seventh among all Senators) in plus/minus (+4)
- Led Binghamton (AHL) in scoring upon his second recall of the season on Feb. 6, after which he remained with Ottawa for the duration of the regular season
- Became the 212th player in franchise history to score a goal for the club on Feb. 16 vs. Buffalo (2-1 SO win)

Among all-time Senators:

- Currently sits in a tie for 172nd place (Filimonov, Lauer) in having played 30 regular season games for Ottawa
- Is tied for 149th place (with several players) among all-time Senators with three goals

Season game highs:

- **Goals:** 1 (3x), **Assists:** 1 (6x), **Points:** 1 (9x), **PIM:** 5, March 15 vs. Minnesota (3-2 OT win), **TOI:** 15:54, March 6 vs. Dallas (2-1 loss), **Shots:** 4, April 9 at Boston (6-1 win), **Hits:** 7, March 8 at Carolina (4-3 SO loss), **Plus/minus:** +2 (2x)

Injuries and missed games:

- Did not dress on one occasion following his Feb. 6 recall that saw him remain with the club for the remainder of the regular season

PLAYOFF EXPERIENCE:

Last NHL playoff goal: N/A


Last NHL playoff assist: N/A

NHL playoff notes:

- Has yet to play an first NHL playoff game

Pro playoff notes:

- Saw first professional playoff action with Binghamton (AHL) in 2014

	44 JEAN-GABRIEL PAGEAU – Centre			
	Height: 5-10	Weight: 180 lbs.	Birthdate: Nov. 11, 1992	Birthplace: Ottawa
	4th NHL season 4th with Ottawa Acquired: Ottawa's fourth-round pick, 96th overall, in the 2011 NHL Draft.			

2015-16	GP	G	A	P	+/-	PIM	PPG	SHG	GW	S	S %	TOI/G
Season	82	19	24	43	17	26	1	7	2	133	14.3	16:42
NHL Career	169	33	35	68	19	47	1	9	6	275	12.0	14:37

2015-16 NOTES:

Milestones:

- Played in the 100th game of his NHL career on Nov. 5 vs. Winnipeg (3-2 SO win)

Senators notables:

- Established new NHL career highs in goals (19), assists (24), points (43), plus/minus (+17), penalty minutes (18) and games (82)
 - o His plus/minus rating led all Senators and ranked second among NHL players (B. Marchand, +19) whose teams did not qualify for post-season play
- Led all NHL players with seven shorthanded goals
- Was one of only two Senators (Karlsson) to appear in each of the team's 82 regular season games
 - o Will enter the 2016-17 campaign ranked 29th, but second among active players (Karlsson), in having appeared in 109 consecutive games for the club
- Was assured of a second consecutive season with multiple shorthanded goals for the club (both of which occurred against the Canadiens) on Nov. 3 at Montreal (2-1 OT win)
 - o Concluded the season with a career-high seven shorthanded markers, which matched a franchise best for one player (Alfredsson, 2007-08)
- Established new single game career bests with two goals and three points on Nov. 24 at Dallas (7-4 win)
 - o The victory at American Airlines Center marked the Senators' first in Dallas since 12/7/07 while bringing an end to the Stars' seven-game winning streak in the series
- In conjunction with Mark Borowiecki, Bobby Ryan and Mika Zibanejad, he scored one of the team's four third period goals to help the Senators recover from a two-goal deficit with less than 12 minutes remaining to earn a win in regulation time for only the second time in franchise history on Jan. 16 at Los Angeles (5-3 win) **Courtesy Elias Sports**
 - o The win over the Kings saw the club extend its winning streak against Los Angeles to three for the first time (including two consecutive wins at STAPLES Center/at L.A. for the first time) while its regular season series sweep of the Kings was the team's first of at least two games
- Earned the first multi-assist (two) game of his NHL career in helping Ottawa improve to 7-2-0 over its last nine home games against the Lightning on Feb. 8 vs. Tampa Bay (5-1 win)
- Became only the second player (Prospal) in Senators franchise history to score a game-tying goal at 19:59 of the third period, and the first since Jan. 3, 2000, on March 1 vs. St. Louis (4-3 SO loss)
- Recorded three assists in one game for the first time while helping the Senators to the team's first regular season series sweep of the Maple Leafs since 2000-01 on March 12 vs. Toronto (4-0 win)
- In conjunction with Alex Chiasson and Curtis Lazar, he scored one of the team's three shorthanded goals to help the Senators to an eventual shutout victory on March 19 vs. Montreal (5-0 win)
 - o The win over the Canadiens marked the first time that an NHL team scored three shorthanded goals in one game since April 10, 2010, when Boston did so in a 4-2 victory over Carolina while also marking the first time the Senators had achieved the feat since an 8-2 win at Toronto on April 3, 2008 **Courtesy Elias Sports**
- Recorded a season-high three points for the fourth time while becoming the first Senator to earn three points in a road win while scoring or assisting on each of the team's goals since Jan. 4, 2015, (Ryan) on March 31 at Minnesota (3-2 win) **Courtesy Elias Sports**

Among all-time Senators:

- Currently sits in a tie for 63rd place (Malette) in having played 169 regular season games for Ottawa
- Sits tied for fourth place (Z. Smith) on the franchise's all-time list with nine shorthanded markers
- Is tied for 39th place (Chorske, Condra) among all-time Senators with 33 goals

Molson Cup star of the game:

- Was the monthly Molson Cup award winner for March

Season game highs:

- **Goals:** 2 (2x), **Assists:** 3, March 12 vs. Toronto (4-0 win), **Points:** 3 (4x), **PIM:** 10, March 30 at Winnipeg (2-1 win), **TOI:** 22:05, Feb. 25 at Vancouver (5-3 loss), **Shots:** 7, March 1 vs. St. Louis (4-3 SO loss), **Hits:** 6 (2x), **Plus/minus:** +3 (5x), **Face-offs:** 12/14 (86%), Jan. 7 vs. Florida (3-2 loss)

Injuries and missed games:

- None


PLAYOFF EXPERIENCE:**Last NHL playoff goal:** May 17, 2013, at Pittsburgh**Last NHL playoff assist:** May 9, 2013, at Montreal**NHL playoff notes:**

- Played first NHL playoff game at Montreal on May 2, 2013 (4-2 win)
- Recorded first NHL playoff goal (and point) and multi-point contest, with three goals vs Montreal on May 5, 2013 (6-1 win)
- Became the second Senator (Alfredsson) to record a playoff hat-trick
- Is one of only five players in NHL history to record a post-season hat-trick prior to his 21st birthday
- Led Senators rookies in points (six) while tying for second among all Senators in goals (four) in the 2012-13 post-season
- Last appeared in the playoffs in 2015 with Ottawa while being held scoreless over six quarter-final games against Montreal

Pro playoff notes:

- Appeared in the Calder Cup playoffs for the first time in his career with Binghamton (AHL) in 2014, recording one point (one goal) over four Eastern Conference quarter-final games against Wilkes-Barre/Scranton

PLAYOFFS	GP	G	A	P	+/-	PIM	PPG	SHG	GW	S	S%	TOI/G
NHL Career	16	4	2	6	4	8	1	0	1	35	11.4	13:53

	45 CHRIS WIDEMAN – Defenceman			
	Height: 5-10	Weight: 180 lbs.	Birthdate: Jan. 7, 1990	Birthplace: St. Louis, Mo.
	1st NHL season 1st with Ottawa Acquired: Ottawa's fourth-round pick, 100th overall, in the 2009 NHL Draft.			

2015-16	GP	G	A	P	+/-	PIM	PPG	SHG	GW	S	S%	TOI/G
Season	64	6	7	13	4	34	1	0	2	87	6.9	13:57
NHL Career	64	6	7	13	4	34	1	0	2	87	6.9	13:57

2015-16 NOTES:

Milestones:

- Scored the first goal of his NHL career (which was also his first point) on Nov. 7 at Carolina (3-2 OT loss)
- Earned the first assist of his NHL career on Jan. 4 at St. Louis (3-2 OT win)

Senators notables:

- Made his NHL debut, skating in 14:11 time-on-ice, recording two shots on goal and a plus/minus rating of +1 on Oct. 17 vs. Nashville (4-3 SO loss)
- Recorded the first game-winning goal of his NHL career on Nov. 12 vs. Vancouver (3-2 win)
- Scored the 5,000th goal in Senators franchise history on Nov. 16 vs. Detroit (4-3 OT loss)
- Became the first player in Senators history to record the first assist of his NHL career in overtime when he helped set-up a game-winning goal by Bobby Ryan on Jan. 4 at St. Louis (3-2 OT win) **Courtesy Elias Sports**
 - o His assist on the overtime winner at Scottrade Center enabled the club to earn a victory after trailing in the third period in St. Louis for a third consecutive season
- Agreed to terms on a two-year contract extension following the team's game on Feb. 23 at Edmonton (5-3 loss)

Among all-time Senators:

- Currently sits in a tie for 128th place (Modry) in having played 64 regular season games for Ottawa
- Is tied for 118th place (with several players) among all-time Senators with six goals

Season game highs:

- **Goals:** 1 (6x), **Assists:** 1 (7x), **Points:** 1 (13x), **PIM:** 4 (2x), **TOI:** 18:06, Dec. 20 at Tampa Bay (5-2 loss), **Shots:** 7, Dec. 10 at Tampa Bay (4-1 loss), **Hits:** 4, March 8 at Carolina (4-3 SO loss), **Plus/minus:** +3, Feb. 27 at Calgary (6-4 win), **Blocked Shots:** 4 (2x)

Injuries and missed games:

- Did not dress on 18 occasions

PLAYOFF EXPERIENCE:

Last NHL playoff goal: N/A


Last NHL playoff assist: N/A

NHL playoff notes:

- Has yet to play an first NHL playoff game

Pro playoff notes:

- Saw first professional playoff action with Binghamton (AHL) in 2013

	46 PATRICK WIERCIOCH – Defenceman											
	Height: 6-5	Weight: 202 lbs.	Birthdate: Sept. 12, 1990				Birthplace: Burnaby, B.C.					
	5th NHL season 5th with Ottawa		Acquired: Ottawa's second-round pick, 42nd overall, in the 2009 NHL Draft.									

2015-16	GP	G	A	P	+/-	PIM	PPG	SHG	GW	S	S %	TOI/G
Season	52	0	5	5	2	24	0	0	0	56	0.0	17:20
NHL Career	211	12	50	62	13	115	7	0	2	316	3.8	16:50

2015-16 NOTES:

Milestones:

- Reached 100 penalty minutes for his NHL career on Oct. 14 at Columbus (7-3 win)
- Played in the 200th game of his NHL career on Jan. 24 vs. N.Y. Rangers (3-0 win)

Senators notables:

- Earned an even or better plus/minus rating (+2) for the fourth time over his five seasons (including three full campaigns) with Ottawa
- Established a new NHL career high in appearing in 29:14 time-on-ice on Dec. 20 at Tampa Bay (5-2 loss)
- Became only the 17th defenceman in franchise history to appear in 200 games for the club on Jan. 24 vs. N.Y. Rangers (3-0 win)
 - o The shutout win against the Rangers also saw him match a career high for most blocked shots (four) in one game
- Became the 18th defenceman in franchise history to register 50 assists for the club on Feb. 16 vs. Buffalo (2-1 SO win)
 - o His assist against the Sabres also served as the primary helper on Ryan Dzingel's first NHL goal

Among all-time Senators:

- Currently sits in sole possession of 45th place in having played 211 regular season games for Ottawa
- Is tied for 81st place (with several players) among all-time Senators with 12 goals

Season game highs:

- **Goals:** None, **Assists:** 1 (5x), **Points:** 1 (5x), **PIM:** 4 (3x), **TOI:** 29:14, Dec. 20 at Tampa Bay (5-2 loss), **Shots:** 4 (2x), **Hits:** 4, Jan. 3 at Chicago (3-0 loss), **Plus/minus:** +2 (5x), **Blocked Shots:** 4, Jan. 24 vs. N.Y. Rangers (3-0 win)

Injuries and missed games:

- Sustained a concussion on Nov. 19 vs. Columbus (3-0 win) causing him to miss the team's next three regular season games
- Missed 15 of the team's final 16 regular season contests with a right shoulder injury
- Did not dress on 12 occasions

PLAYOFF EXPERIENCE:

Last NHL playoff goal: April 24, 2015, at Montreal **Last NHL playoff assist:** April 15, 2015, at Montreal

NHL playoff notes:

- Played first NHL playoff game vs. Montreal on May 5, 2013 (6-1 win)
- Tied for first among Senators in both goals (two) and points (four) during Ottawa's 2015 Eastern Conference quarter-final series against Montreal
 - o Helped force overtime when he scored the first goal of his NHL post-season career with 6:35 remaining in regulation time in Game 2 on April 17, 2015, at Montreal (3-2 OT loss)
 - o Recorded the first game-winning goal of his NHL post-season career in Game 5 on April 24, 2015, at Montreal (5-1 win)
- Last appeared in the playoffs in 2015 with Ottawa, recording four points (two goals, two assists) in six quarter-final games against Montreal


Injuries and/or suspension in the NHL playoffs:

- Sustained a lower-body injury on May 5, 2013, causing him to miss the rest of the team's 2013 quarter-final series against the Canadiens and the entire semifinal series against Pittsburgh

Pro playoff notes:

- Saw first professional playoff action with Binghamton (AHL) in 2011
- One of four active Senators who helped Binghamton capture the Calder Cup in six games over the Houston Aeros in 2011

PLAYOFFS	GP	G	A	P	+/-	PIM	PPG	SHG	GW	S	S %	TOI/G
NHL Career	7	2	2	4	0	4	1	0	1	13	15.4	16:47

	61 MARK STONE – Right wing			
	Height: 6-3	Weight: 205 lbs.	Birthdate: May 7, 1992	Birthplace: Winnipeg
	5th NHL season 5th with Ottawa			
Acquired: Ottawa's sixth-round pick, 178th overall, in the 2010 NHL Draft.				

2015-16	GP	G	A	P	+/-	PIM	PPG	SHG	GW	S	S %	TOI/G
Season	75	23	38	61	-4	38	5	1	1	151	15.2	20:06
NHL Career	178	53	80	133	21	58	11	2	7	347	15.3	17:53

2015-16 NOTES:

Milestones:

- Recorded the 100th point of his NHL career on Dec. 14 vs. Los Angeles (5-3 win)

Senators notables:

- Matched his NHL career high in assists (38) while establishing a new high for penalty minutes (38)
- Matched his NHL career high in power-play goals (five) and in shorthanded goals (one) for one season
- Ranked second among Senators (after tying for second in 2014-15) with 61 points
- Led all NHL players with 128 takeaways after tying for the lead in 2014-15 (98)
- Dating to the previous season, extended his career-high scoring streak to 11 games on Oct. 10 at Toronto (5-4 SO win)
- Incurred a two-game suspension for an illegal check to the head of the Red Wings' Landon Ferraro on Oct. 31 vs. Detroit (5-3 loss)
- Became the 33rd player, and fourth fastest among those who commenced their respective careers with Ottawa, when he registered the 100th point of his NHL career on Dec. 14 vs. Los Angeles (5-3 win)
 - o The victory over the Kings marked the 132nd game of his career; only Alexei Yashin (107 games), Daniel Alfredsson (123 games) and Jason Spezza (124 games) attained the plateau at an earlier stage **Courtesy Elias Sports**
- Moved into a tie for third place (Hossa, Spezza, Phillips and Turriss) among all-time Senators when he scored the third overtime winner of his NHL career on Jan. 9 vs. Boston (2-1 OT win)
- Became the first Senator to register a goal-scoring streak of at least four games for the club in consecutive seasons since Dany Heatley did so in each of the four seasons he played with Ottawa (2005-06 through 2008-09) on Feb. 8 vs. Tampa Bay (5-1 win)
- In conjunction with Mike Hoffman, became only the second pair of NHL players (Chicago's Patrick Kane and Jonathan Toews did so for the Blackhawks in 2007-08 and 2008-09) to score at least 20 goals in the same season as rookie teammates and then each hit the 20-goal mark in the next season when he scored his 20th goal of the season on Feb. 25 at Vancouver (5-3 loss) **Courtesy Elias Sports**
- Extended his scoring streak against the Maple Leafs to nine games when he matched a career high with three points (one goal, two assists) in helping the Senators to the team's first regular season series sweep of their provincial rival since 2000-01 on March 12 vs. Toronto (4-0 win)
- Became only the second player (Alfredsson) in Senators franchise history to record 60 (or greater) points in one season as a rookie and then again in the next season when he scored the team's lone goal on March 23 at N.Y. Islanders (3-1 loss)
 - o His goal in Brooklyn marked the team's first in franchise history at Barclays Center

Molson Cup star of the game:

- Was the monthly Molson Cup award winner for February

Among all-time Senators:

- Currently sits in a tie for 58th place (Regin) in having played 178 regular season games for Ottawa
- Is tied for 27th place (Schaefer) among all-time Senators with 53 goals
- Is tied for 31st place (Butler, Hoffman, Prospal, Zibanejad) among all-time Senators with seven game-winning goals

Season game highs:

- **Goals:** 2 (2x), **Assists:** 3 (2x), **Points:** 3 (5x), **PIM:** 6, Oct. 11 vs. Montreal (3-1 loss), **TOI:** 24:39, March 15 vs. Minnesota (3-2 OT win), **Shots:** 7, March 1 vs. St. Louis (4-3 SO loss), **Hits:** 4, Feb. 2 at Pittsburgh (6-5 loss), **Plus/minus:** +3 (3x)

Injuries and missed games:

- Sustained a chest injury on March 30 at Winnipeg (2-1 win) that caused him to miss the team's final five regular season games


PLAYOFF EXPERIENCE:**Last NHL playoff goal:** N/A**Last NHL playoff assist:** April 24, 2015, at Montreal**NHL playoff notes:**

- Played first NHL playoff game and recorded first NHL playoff point (an assist), at N.Y. Rangers on April 21, 2012 (2-0 win)
- Led the Senators in assists (four) and tied for the team lead in scoring with four points during Ottawa's 2015 Eastern Conference quarter-final series against Montreal
- Last appeared in the playoffs in 2015 with Ottawa, recording four points (four assists) in six quarter-final games against Montreal

Pro playoff notes:

- Appeared in the Calder Cup Playoffs for the second time in his career with Binghamton (AHL) in 2014, tying for the B-Sens' lead (Da Costa) in scoring with four points (one goal, three assists) over four Eastern Conference quarter-final games against Wilkes-Barre/Scranton

PLAYOFFS	GP	G	A	P	+/-	PIM	PPG	SHG	GW	S	S%	TOI/G
NHL Career	8	0	5	5	1	2	0	0	0	11	0.0	16:53

	65 ERIK KARLSSON – Defenceman			
	Height: 6-0	Weight: 191 lbs.	Birthdate: May 31, 1990	Birthplace: Landsbro, Sweden
	7th NHL season 7th with Ottawa			
Acquired: Ottawa's first-round pick, 15th overall, in the 2008 NHL Draft.				

2015-16	GP	G	A	P	+/-	PIM	PPG	SHG	GW	S	S%	TOI/G
Season	82	16	66	82	-2	50	1	0	3	248	6.5	28:58
NHL Career	479	100	285	385	-22	252	22	1	18	1,431	7.0	25:42

2015-16 NOTES:

Milestones:

- Played in the 400th game of his NHL career on Oct. 11 vs. Montreal (3-1 loss)
- Scored the 100th goal of his NHL career on April 5 vs. Pittsburgh (5-3 loss)

Senators notables:

- Established new NHL career highs in assists (66) and points (82) while matching his career high for penalty minutes (50) and games (82)
- Led the Senators in scoring for the third consecutive season while concluding the season in a tie for fourth (J. Thornton) among NHL players with 82 points
 - o Led all NHL players in assists while earning an average of 1.00 point/game for the first time in his NHL career
 - o Led NHL defencemen in scoring for the third consecutive season to become the first to do so since Paul Coffey accomplished the feat over five consecutive campaigns with Edmonton from 1981-82 to 1985-86
 - o Became only the second defenceman in NHL history, and the first since Denis Potvin did so with the N.Y. Islanders in four consecutive seasons from 1973-74 to 1976-77, to lead his team in scoring in at least three consecutive campaigns
- Was one of only two Senators (Pageau) to appear in each of the team's 82 regular season games
- Surpassed the franchise record for defencemen when he established a new career high with four assists in one game on Oct. 14 at Columbus (7-3 win)
 - o His four assists helped him match a career high for points in one game, which he had achieved only once previously (2/20/12) and saw him become the first Senators defenceman to register four assists in one game since Joe Corvo did so against Toronto on 10/26/06
 - o He also became only the second NHL player to register at least three assists in each of two consecutive team road games in one season since 2010, joining Washington's Nicklas Backstrom who did so on April 2 and 6, 2013. Additionally, he became the first NHL defenceman to have achieved the feat since the Islanders' Vladimir Malakhov did so on Oct. 10 and 12, 1993 **Courtesy Elias Sports**
- Was the first Senators defenceman to record one goal and one assist in each of two or more consecutive games (in the same season) when he did so on Nov. 10 at Nashville (7-5 loss) and Nov. 12 vs. Vancouver (3-2 win) since he himself did so (in three consecutive games) in February 2012 **Courtesy Elias Sports**
- Scored a goal in a third consecutive game for the third time in his career on Nov. 14 vs. N.Y. Rangers (2-1 SO loss)
 - o He's the only Senators defenceman in franchise history to accomplish the feat on more than one occasion **Courtesy Elias Sports**
- Matched a career high by registering at least one point in an eighth consecutive contest while helping the team to its first win in Denver since Dec. 12, 2005, on Nov. 25 at Colorado (5-3 win)
 - o Set a new career high of nine games with two assists in the team's next game on Nov. 28 at Arizona (4-3 loss)
- Became only the eighth player in franchise history to appear in 200 consecutive games for the club on Dec. 18 vs. San Jose (4-2 win)
- Established a new NHL career high in appearing in 36:34 time-on-ice on Dec. 20 at Tampa Bay (5-2 loss)
 - o It was the most time on ice by a skater in a non-overtime, regular-season game since Feb. 23, 2008, (Dan Boyle: 37:03 vs. Boston) **Courtesy Elias Sports**
- Became the first defenceman since Chicago's Chris Chelios in 1994-95 to record a second four-assist game in one season on Feb. 6 vs. Toronto (6-1 win)
- Was recognized as the NHL's Second Star of the Week after leading the NHL in assists and ranking second in points (seven assists) over a span of three games on Feb. 7
- Reached the 60-point plateau for the fourth time in his NHL career while surpassing Dany Heatley to move into sole possession of seventh place among all-time Senators in scoring on Feb. 10 at Detroit (3-1 loss)
- Became only the 16th defenceman in NHL history to register a third season of at least 70 points on March 10 at Florida (6-2 loss)
- Became the first defenceman in franchise history to score a second overtime winner in one season on March 15 vs. Minnesota (3-2 OT win)
 - o The win over the Wild also saw him reach the 60-assist plateau for the first time in his NHL career
- Moved into sole possession of fourth place (Phillips – 311, Turris – 307, Yashin – 292) among all-time Senators in skating in a 247th consecutive game for the club on a night that saw him become only the 18th defenceman in NHL history to reach 80 points in one season and the first since Detroit's Nicklas Lidstrom did so in 2005-06 on April 5 vs. Pittsburgh (5-3 loss)
 - o The setback to the Penguins also saw him become only the second defenceman (Redden) in franchise history to score his 100th goal for the club
- Recorded his 81st point of the season, which is the most among all-time Swedish defencemen, while becoming the highest scoring NHL defenceman since 1995-96 (Leetch – 85, Bourque – 82), on April 7 vs. Florida (3-1 win)
- Concluded the season by registering his 82nd point and extended his scoring streak to five consecutive games in the team's regular season finale on April 9 at Boston (6-1 win)

61st NHL All-Star Game:

- Represented the Senators and opened the scoring for Team Atlantic in a 4-3 win over Team Metropolitan in the tournament semifinal to help the team reach the championship (a 1-0 loss to Team Pacific) at the 61st NHL All-Star Game in Nashville on Jan. 31

Among all-time Senators:

- Currently sits in sole possession of ninth place in having played 479 regular season games for Ottawa
- Sits seventh among all-time Senators while having played in fewer games than five of the six players (Hossa) ahead of him with 385 points
- Trails only Wade Redden (410) among all-time team defencemen in scoring
- Ranks 13th on the franchise's all-time list with 100 goals while sitting fourth with 285 assists
- Is sixth with 1,431 shots on goal and is tied for 11th place (McEachern) among all-time Senators with 18 game-winning goals

Molson Cup star of the game:

- Was the monthly Molson Cup award winner for December and for the 2015-16 season

Season game highs:

- **Goals:** 2, Nov. 19 vs. Columbus (3-0 win), **Assists:** 2 (4x), **Points:** 4 (2x), **PIM:** 4 (2x), **TOI:** 36:34, Dec. 20 at Tampa Bay (5-2 loss), **Shots:** 9, Jan. 26 vs. Buffalo (3-2 loss), **Hits:** 4 (4x), **Plus/minus:** +5, Feb. 6 vs. Toronto (6-1 win), **Blocked Shots:** 8, March 5 at Toronto (3-2 win)


Injuries and missed games:

- None

PLAYOFF EXPERIENCE:**Last NHL playoff goal:** April 24, 2015, at Montreal**Last NHL playoff assist:** April 19, 2015, vs. Montreal**NHL playoff notes:**

- Played first NHL playoff game and recorded first playoff point (an assist) at Pittsburgh on April 14, 2010 (5-4 win)
- Recorded back-to-back multi-point games in Game 4 (two assists) and Game 5 (two assists) and had multi-point efforts in three games against Pittsburgh during the 2010 quarter-final series
- Played a team-high 40:38 in Ottawa's 4-3 triple-overtime win at Pittsburgh on April 22, 2010
- Established a new franchise high by recording 10 shots on goal in one playoff game on April 14, 2012, at N.Y. Rangers (3-2 OT win)
- Led Senators defencemen (ranking third among Ottawa players) in post-season scoring with eight points while leading the team in assists (seven) in 2012-13 post-season
- Tied for first among Senators with four points during Ottawa's 2015 Eastern Conference quarter-final series against Montreal
- Last appeared in the playoffs in 2015 with Ottawa, recording four points (one goal, three assists) in six quarter-final games against Montreal

PLAYOFFS	GP	G	A	P	+/-	PIM	PPG	SHG	GW	S	S%	TOI/G
NHL Career	29	4	15	19	-6	16	3	0	0	88	4.5	26:41

	68 MIKE HOFFMAN – Left wing			
	Height: 6-1	Weight: 180 lbs.	Birthdate: Nov. 24, 1989	Birthplace: Kitchener, Ont.
	5th NHL season 5th with Ottawa			
Acquired: Ottawa's first fifth-round pick, 130th overall, in the 2009 NHL Draft.				

2015-16	GP	G	A	P	+/-	PIM	PPG	SHG	GW	S	S %	TOI/G
Season	78	29	30	59	1	18	9	0	3	242	12.0	17:32
NHL Career	186	59	54	113	13	36	11	0	7	508	11.6	15:33

2015-16 NOTES:

Milestones:

- Recorded the 100th point of his NHL career on Feb. 27 at Calgary (6-4 win)

Senators notables:

- Established new NHL career highs in goals (29), assists (30), points (59) and penalty minutes (18)
- Concluded the season ranking second only to the N.Y. Islanders' John Tavares (who was selected first overall) among 2009 NHL draftees in goals/game average (31.7%)
- Led the Senators with nine power-play goals while ranking fourth on the club (third among forwards) with 13 power-play points
- Helped the Senators to their first of four regular season victories over the Maple Leafs by converting in the shootout for the first time (in six attempts) while recording the first game-deciding goal of his career on Oct. 10 at Toronto (5-4 SO win)
- Established a new career high by scoring in four consecutive games from Nov. 28 to Dec. 5
- Established a new career high by recording at least one point in seven consecutive games from Nov. 21 to Dec. 5
 - o He registered 12 points (nine goals, three assists) over the duration of the streak
- Established a new individual game career high when he earned a plus-four plus/minus rating on Dec. 14 vs. Los Angeles (5-3 win)
 - o In tandem with Mika Zibanejad (one goal, two assists), his three-point game (two goals, one assist) helped Ottawa to a second consecutive win over the Kings for only the second time (and for the first time since Dec. 3, 1998)
 - o His first of two goals against Los Angeles also saw him become the first Senator to score in five consecutive home games since Jason Spezza did so during the 2009-10 campaign **Courtesy Elias Sports**
 - o The two-goal effort against the Kings also marked his career-high fifth (and final) two-goal game of the season; each of his nine career multi-goal contests have occurred against Western Conference opponents
- Was one of two Senators (Zibanejad) who scored to tie a game inside of regulation time's final minute in an eventual overtime win – the first such occasion that the team has earned two comeback wins of that kind in the same season – on Dec. 5 vs. N.Y. Islanders (3-2 OT win) **Courtesy Elias Sports**
- In conjunction with Mark Stone, became only the second pair of NHL players (Chicago's Patrick Kane and Jonathan Toews did so for the Blackhawks in 2007-08 and 2008-09) to score at least 20 goals in the same season as rookie teammates and then each hit the 20-goal mark in the next season when he scored his 20th goal of the season on Feb. 25 at Vancouver (5-3 loss) **Courtesy Elias Sports**
 - o His goal against the Canucks also saw him reach the 25-goal plateau for the second consecutive season
- Helped the Senators bring an end to a franchise-high 14 consecutive games without a power-play goal streak when he set a new career high for goals in one season (28) on April 2 at Philadelphia (3-2 loss)
- Earned a 30th assist in one season for the first time in the team's regular season finale on April 9 at Boston (6-1 win)

Among all-time Senators:

- Currently sits in a tie for 55th place (Gonchar) in having played 186 regular season games for Ottawa
- Ranks 25th among all-time Senators with 59 goals
- Is tied for 31st place (Butler, Prospal, Stone, Zibanejad) among all-time Senators with seven game-winning goals

Season game highs:

- **Goals:** 2 (5x), **Assists:** 2 (5x), **Points:** 3 (3x), **PIM:** 2 (9x), **TOI:** 23:32, Dec. 3 vs. Chicago (4-3 OT win), **Shots:** 8, Jan. 26 vs. Buffalo (3-2 loss), **Hits:** 2 (2x), **Plus/minus:** +4, Dec. 14 vs. Los Angeles (5-3 win)

Injuries and missed games:

- Sustained a groin injury on Oct. 22 vs. New Jersey (5-4 SO loss) that caused him to miss four regular season games


PLAYOFF EXPERIENCE:**Last NHL playoff goal:** April 22, 2015, vs. Montreal**Last NHL playoff assist:** April 24, 2015, at Montreal**NHL playoff notes:**

- Played first NHL playoff game at Montreal on April 15, 2015 (4-3 loss)
- Recorded first NHL playoff point when he scored the game-winning goal in Game 4 on April 22, 2015, vs. Montreal (1-0 win)
- Last appeared in the playoffs in 2015 with Ottawa, recording three points (one goal, two assists) in six quarter-final games against Montreal

Pro playoff notes:

- Saw first professional playoff action with Binghamton (AHL) in 2011
- One of four active Senators who helped Binghamton capture the Calder Cup in six games over the Houston Aeros in 2011

PLAYOFFS	GP	G	A	P	+/-	PIM	PPG	SHG	GW	S	S%	TOI/G
NHL Career	6	1	2	3	-3	2	0	0	1	16	6.3	13:01

	74 MARK BOROWIECKI – Defenceman			
	Height: 6-2	Weight: 205 lbs.	Birthdate: July 12, 1989	Birthplace: Ottawa
	5th NHL season 5th with Ottawa			
Acquired: Ottawa's fifth-round pick, 139th overall, in the 2008 NHL Draft.				

2015-16	GP	G	A	P	+/-	PIM	PPG	SHG	GW	S	S%	TOI/G
Season	63	1	1	2	-4	107	0	0	0	27	3.7	14:37
NHL Career	147	3	11	14	9	282	0	0	0	65	4.6	14:54

2015-16 NOTES:

Milestones:

- Played in the 100th game of his NHL career on Nov. 12 vs. Vancouver (3-2 win)
- Reached 200 penalty minutes for his NHL career on Nov. 19 vs. Columbus (3-0 win)

Senators notables:

- Matched NHL career highs in goals (one), penalty minutes (107) and games (63)
- Led the Senators and ranked fifth among NHL players (second among defencemen) with 271 hits
- Ranked second among Senators (Neil) and was 13th among NHL players in penalty minutes
- Ranked third among Senators (Ceci, Karlsson) with 99 blocked shots
- Led NHL defenceman (and ranked third among NHL players) in averaging 4.3 hits/game
- Established a new NHL career high with 11 hits in one game on Jan. 3 at Chicago (3-0 loss)
 - o His 11 hits against the Blackhawks saw him become the first Senator to record at least 10 hits in one game since Chris Neil did so in a 4-1 win vs. Buffalo on Dec. 20, 2011
- In conjunction with Jean-Gabriel Pageau, Bobby Ryan and Mika Zibanejad, he scored one of the team's four third period goals to help the Senators recover from a two-goal deficit with less than 12 minutes remaining to earn a win in regulation time for only the second time in franchise history on Jan. 16 at Los Angeles (5-3 win) **Courtesy Elias Sports**
 - o The win over the Kings saw the club extend its winning streak against Los Angeles to three for the first time (including two consecutive wins at STAPLES Center/at L.A. for the first time) while its regular season series sweep of the Kings was the team's first of at least two games

Among all-time Senators:

- Currently sits in sole possession of 77th place in having played 147 regular season games for Ottawa
- Ranks 25th among all-time Senators with 282 penalty minutes
- Is tied for 149th place (with several players) among all-time Senators with three goals

Season game highs:

- **Goals:** 1, Jan. 16 at Los Angeles (5-3 win), **Assists:** 1, Oct. 14 at Columbus (7-3 win), **Points:** 1 (2x), **PIM:** 20, Dec. 20 at Tampa Bay (5-2 loss), **TOI:** 23:24, Jan. 18 at San Jose (4-3 SO win), **Shots:** 3, Jan. 9 vs. Boston (2-1 OT win), **Hits:** 11, Jan. 3 at Chicago (3-0 loss), **Plus/minus:** +2, Nov. 25 at Colorado (5-3 win), **Blocked Shots:** 6, Jan. 18 at San Jose (4-3 SO win)

Injuries and missed games:

- Sustained a concussion on Feb. 13 at Columbus (4-2 loss) that caused him to miss the team's next two regular season games
- Missed the team's final 17 regular season contests after suffering a right knee MCL injury on March 3 vs. Tampa Bay (4-1 loss)

PLAYOFF EXPERIENCE:

Last NHL playoff goal: N/A

Last NHL playoff assist: N/A


NHL playoff notes:

- Played first NHL playoff game at Montreal on April 15, 2015 (4-3 loss)
- Last appeared in the playoffs in 2015 with Ottawa while being held scoreless over six quarter-final games against Montreal

Pro playoff notes:

- Saw first professional playoff action with Binghamton (AHL) in 2011
- One of four active Senators who helped Binghamton capture the Calder Cup in six games over the Houston Aeros in 2011

PLAYOFFS	GP	G	A	P	+/-	PIM	PPG	SHG	GW	S	S%	TOI/G
NHL Career	6	0	0	0	-1	6	0	0	0	5	0.0	16:24

	90 ALEX CHIASSON – Right wing											
	Height: 6-3	Weight: 208 lbs.	Birthdate: Oct. 1, 1990				Birthplace: Montreal					
	4th NHL season 2nd with Ottawa		Acquired: Traded from Dallas along with Alex Guptill and Nick Paul in exchange for Jason Spezza and Ludwig Karlsson on July 1, 2014.									

2015-16	GP	G	A	P	+/-	PIM	PPG	SHG	GW	S	S %	TOI/G
Season	77	8	6	14	2	45	2	1	1	88	9.1	13:38
NHL Career	239	38	44	82	-21	150	12	1	7	350	10.9	14:03

2015-16 NOTES:

Milestones:

- Played in the 200th game of his NHL career on Dec. 30 vs. New Jersey (3-0 loss)

Senators notables:

- Earned a plus/minus rating of even or better (+2) for the first time since his first NHL season (in which he only appeared in seven games) with Dallas
- In conjunction with Milan Michalek and Kyle Turris, helped the team establish a new franchise record for fastest three power-play goals (4:10) on Oct. 10 at Toronto (5-4 SO win)
- In conjunction with Curtis Lazar and Jean-Gabriel Pageau, he scored one of the team's three shorthanded goals to help the Senators to an eventual shutout victory on March 19 vs. Montreal (5-0 win)
 - o The win over the Canadiens marked the first time that an NHL team scored three shorthanded goals in one game since April 10, 2010, when Boston did so in a 4-2 victory over Carolina while also marking the first time the Senators had achieved the feat since an 8-2 win at Toronto on April 3, 2008 **Courtesy Elias Sports**
 - o The shorthanded marker against Montreal was also the first of his NHL career
- Helped the Senators earn a sixth consecutive win at MTS Centre (dating to the Jets' move from Atlanta) when he scored his only game-winning goal of the season, and his second as a Senator, on March 30 at Winnipeg (2-1 win)

Among all-time Senators:

- Currently sits in sole possession of 71st place in having played 153 regular season games for Ottawa
- Is tied for 57th place (Baker, Kravchuk, Regin, Salo) among all-time Senators with 19 goals

Season game highs:

- **Goals:** 1 (8x), **Assists:** 1 (6x), **Points:** 1 (14x), **PIM:** 5 (3x), **TOI:** 19:59, Dec. 22 at Florida (2-1 SO loss), **Shots:** 6, March 23 at N.Y. Islanders (3-1 loss), **Hits:** 6, Dec. 12 at Montreal (3-1 loss), **Plus/minus:** +3, Jan. 16 at Los Angeles (5-3 win)

Injuries and missed games:

- Did not dress on five occasions

PLAYOFF EXPERIENCE:

Last NHL playoff goal: April 18, 2014, at Anaheim (with Dallas) **Last NHL playoff assist:** April 16, 2014, at Anaheim (with Dallas)


NHL playoff notes:

- Made NHL playoff debut with Dallas on April 16, 2014, against Anaheim
- Recorded his first NHL playoff point with Dallas (an assist) on April 16, 2014, at Anaheim
- Recorded his first NHL playoff goal with Dallas on April 18, 2014, at Anaheim
- Last appeared in the playoffs in 2015 with Ottawa while being held scoreless over three quarter-final games against Montreal

Pro playoff notes:

- Saw first professional playoff action with Texas (AHL) in 2013
- Recorded three points (two goals, one assist) over seven AHL playoff games

PLAYOFFS	GP	G	A	P	+/-	PIM	PPG	SHG	GW	S	S %	TOI/G
NHL Career	10	1	1	2	-10	2	1	0	0	18	5.6	13:06

	93 MIKA ZIBANEJAD – Centre											
	Height: 6-2	Weight: 222 lbs.	Birthdate: April 18, 1993				Birthplace: Huddinge, Sweden					
	5th NHL season 5th with Ottawa		Acquired: Ottawa's first fifth-round pick, sixth overall, in the 2011 NHL Draft.									

2015-16	GP	G	A	P	+/-	PIM	PPG	SHG	GW	S	S %	TOI/G
Season	81	21	30	51	-2	18	2	2	7	184	11.4	17:45
NHL Career	281	64	87	151	-11	64	12	2	7	589	10.9	15:46

2015-16 NOTES:

Senators notables:

- Established new NHL career highs in goals (21), assists (30), points (51) and games (81)
- Led the Senators while concluding the season in a tie for 11th among NHL players with seven game-winning goals
 - o The seven game-winning goals were the first seven of his NHL career after having registered his first on Oct. 14 at Columbus (7-3 win)
- Tied for the team lead as one of only two Senators (Turriss) with multiple game-deciding shootout goals
- Scored the first shorthanded goal of his NHL career on Oct. 22 vs. New Jersey (5-4 SO loss)
- Recorded three points in one game for the third time in his career (and for the second time this season) on Dec. 14 vs. Los Angeles (5-3 win)
 - o In tandem with Mike Hoffman (two goals, one assist), his three-point game (one goal, two assists) helped Ottawa to a second consecutive win over the Kings for only the second time (and for the first time since Dec. 3, 1998)
- In conjunction with Mark Borowiecki, Jean-Gabriel Pageau and Bobby Ryan, he scored one of the team's four third period goals to help the Senators recover from a two-goal deficit with less than 12 minutes remaining to earn a win in regulation time for only the second time in franchise history on Jan. 16 at Los Angeles (5-3 win) **Courtesy Elias Sports**
 - o The win over the Kings saw the club extend its winning streak against Los Angeles to three for the first time (including two consecutive wins at STAPLES Center/at L.A. for the first time) while its regular season series sweep of the Kings was the team's first of at least two games
- Recorded the fastest hat trick in franchise history when he scored three goals in a span of 2:38 of the third period to help the team recover from a 4-2 third period deficit on Feb. 27 at Calgary (6-4 win)
 - o His three goals in three or fewer minutes against the Flames saw him become the first NHL player since teammate Bobby Ryan accomplished the feat while a member of the Anaheim Ducks on Jan. 8, 2009, while he also became the first NHL player to help his team recover from a two-goal third period deficit by recording a natural hat trick since Edmonton's Taylor Hall did so on Feb. 19, 2011, against Atlanta **Courtesy Elias Sports**
- Was one of two Senators (Hoffman) who scored to tie a game inside of regulation's final minute in an eventual overtime win -- the first such occasion that the team has earned two comeback wins of that kind in the same season -- on March 15 vs. Minnesota (3-2 OT win) **Courtesy Elias Sports**
- Became the fifth Senator (Daigle, Havlat, Hossa and Yashin) to score 20 or more goals during two separate seasons before his 23rd birthday for the club when he reached the 50-point plateau for the first time in his NHL career on April 7 vs. Florida (3-1 win)

Among all-time Senators:

- Currently sits in sole possession of 29th place in having played 281 regular season games for Ottawa
- Is tied for 21st place (Z. Smith) among all-time Senators with 64 goals
- Is tied for 31st place (Butler, Hoffman, Prospal, Stone) among all-time Senators with seven game-winning goals

Season game highs:

- **Goals:** 3, Feb. 27 at Calgary (6-4 win), **Assists:** 2 (3x), **Points:** 3 (3x), **PIM:** 4, Feb. 2 at Pittsburgh (6-5 loss), **TOI:** 25:50, March 1 vs. St. Louis (4-3 SO loss), **Shots:** 8, April 5 vs. Pittsburgh (5-3 loss), **Hits:** 6, Jan. 3 at Chicago (3-0 loss), **Plus/minus:** +3, Dec. 14 vs. Los Angeles (5-3 win), **Face-offs:** 12/15 (80%), April 5 vs. Pittsburgh (5-3 loss)

Injuries and missed games:

- Sustained a head injury on Dec. 1 vs. Philadelphia (4-2 loss) that caused him to miss the team's next game

PLAYOFF EXPERIENCE:


Last NHL playoff goal: April 15, 2015, at Montreal

Last NHL playoff assist: April 24, 2015, at Montreal


NHL playoff notes:

- Played first NHL playoff game and recorded first playoff point (an assist) at Montreal on May 2, 2013 (4-2 win)
- Tied for first among Senators with four points during Ottawa's 2015 Eastern Conference quarter-final series against Montreal
- Last appeared in the playoffs in 2015 with Ottawa, recording four points (one goal, three assists) in six quarter-final games against Montreal


PLAYOFFS	GP	G	A	P	+/-	PIM	PPG	SHG	GW	S	S %	TOI/G
NHL Career	16	2	6	8	-3	0	1	0	0	35	5.7	14:23

	29 MATT O'CONNOR – Goaltender										
	Height: 6-6	Weight: 205	Birthdate: Feb. 14, 1992			Birthplace: Toronto					
	1st NHL season 1st with Ottawa		Acquired: Signed as an undrafted collegiate free agent on May 9.								


2015-16	GP	W	L	T	OT	GA	SA	SV	Sv%	GAA	SO
Binghamton (AHL)	34	10	20	-	3	106	1,011	905	.895	3.31	0
Season	1	0	1	-	0	3	34	31	.912	3.10	0
NHL Career	1	0	1	-	0	3	34	31	.912	3.10	0

	32 CHRIS DRIEDGER – Goaltender										
	Height: 6-3	Weight: 205	Birthdate: May 18, 1994			Birthplace: Winnipeg					
	2nd NHL season 2nd with Ottawa		Acquired: Ottawa's first third-round pick, 76th overall, in the 2012 NHL Draft.								


2015-16	GP	W	L	T	OT	GA	SA	SV	Sv%	GAA	SO
Binghamton (AHL)	39	18	15	-	4	105	1,188	1,083	.912	2.83	1
Season	1	0	0	-	0	0	11	11	1.000	0.00	0
NHL Career	2	0	0	-	0	0	21	21	1.000	0.00	0

	13 NICK PAUL – Centre										
	Height: 6-4	Weight: 230 lbs.	Birthdate: March 20, 1995			Birthplace: Mississauga, Ont.					
	1st NHL season 1st with Ottawa		Acquired: Traded from Dallas along with Alex Chiasson and Alex Guptill in exchange for Jason Spezza and Ludwig Karlsson on July 1, 2014.								


2015-16	GP	G	A	P	+/-	PIM	PPG	SHG	GW	S	S %	TOI/G
Binghamton (AHL)	45	6	11	17	-4	10	1	0	3	77	7.8	-
Season	24	2	3	5	-3	6	0	0	0	28	7.1	12:11
NHL Career	24	2	3	5	-3	6	0	0	0	28	7.1	12:11

	21 MICHAEL KOSTKA – Defence										
	Height: 6-1	Weight: 210 lbs.	Birthdate: Nov. 28, 1985			Birthplace: Etobicoke, Ont.					
	4th NHL season 1st with Ottawa		Acquired: Signed a one-year, two-way contract on July 1.								


2015-16	GP	G	A	P	+/-	PIM	PPG	SHG	GW	S	S %	TOI/G
Binghamton (AHL)	50	5	24	29	3	20	3	0	0	124	4.0	-
Season	15	0	1	1	6	4	0	0	0	9	0.0	14:50
NHL Career	85	4	17	21	10	39	0	0	1	114	3.5	18:04

	22 PHIL VARONE – Centre										
	Height: 5-10	Weight: 186 lbs.	Birthdate: Dec. 4, 1990			Birthplace: Vaughan, Ont.					
	3rd NHL season 1st with Ottawa		Acquired: Traded to Ottawa by Buffalo (with two others and a conditional seventh-round draft pick) for Alex Guptill, Cole Schneider, Michael Sdao and Eric O'Dell on Feb. 27.								


2015-16	GP	G	A	P	+/-	PIM	PPG	SHG	GW	S	S %	TOI/G
Rochester (AHL)	44	13	19	32	-23	20	4	1	0	89	14.6	-
Binghamton (AHL)	21	6	17	23	2	8	2	0	1	56	10.7	-
Buffalo (NHL)	5	1	1	2	1	2	0	0	0	2	50.0	8:19
Ottawa (NHL)	1	0	1	1	1	0	0	0	0	0	0.00	9:29
NHL Career	43	5	5	10	-15	16	0	0	0	45	11.1	12:20

	23 SCOTT GOMEZ – Centre											
	Height: 5-11	Weight: 200 lbs.	Birthdate: Dec. 23, 1979				Birthplace: Anchorage, Alaska					
	16th NHL season 1st with Ottawa		Acquired: Signed as an unrestricted free agent on March 2.									

2015-16	GP	G	A	P	+/-	PIM	PPG	SHG	GW	S	S %	TOI/G
Hershey (AHL)	18	4	20	24	13	0	2	0	0	18	22.2	-
St. Louis (NHL)	21	1	7	8	-4	4	0	0	1	10	10.0	11:15
Ottawa (NHL)	13	0	1	1	1	2	0	0	0	10	0.00	11:28
NHL Career	1,079	181	575	756	-1	655	48	1	33	2,514	7.2	17:12

	26 MATT PUEMPEL – Left wing											
	Height: 6-2	Weight: 204 lbs.	Birthdate: Jan. 24, 1993				Birthplace: Essex, Ont.					
	2nd NHL season 2nd with Ottawa		Acquired: Ottawa's third first-round pick, 24th overall, in the 2011 NHL Draft.									


2015-16	GP	G	A	P	+/-	PIM	PPG	SHG	GW	S	S %	TOI/G
Binghamton (AHL)	34	17	13	30	-1	15	4	0	1	104	16.3	-
Season	26	2	1	3	-3	9	0	0	1	26	7.7	11:20
NHL Career	39	4	2	6	3	17	0	0	1	40	10.0	10:14

	49 FREDRIK CLAESSION – Defence											
	Height: 6-1	Weight: 205 lbs.	Birthdate: Nov. 24, 1992				Birthplace: Stockholm					
	1st NHL season 1st with Ottawa		Acquired: Ottawa's fifth-round pick, 126th overall, in the 2011 NHL Draft.									

2015-16	GP	G	A	P	+/-	PIM	PPG	SHG	GW	S	S %	TOI/G
Binghamton (AHL)	55	3	7	10	-5	50	1	0	1	64	4.7	-
Season	16	0	2	2	-6	2	0	0	0	15	0.0	19:17
NHL Career	16	0	2	2	-6	2	0	0	0	15	0.0	19:17

	55 BUDDY ROBINSON – Right wing											
	Height: 6-6	Weight: 232 lbs.	Birthdate: Sep. 30, 1991				Birthplace: Bellmawr, N.J.					
	1st NHL season 1st with Ottawa		Acquired: Signed a three-year entry level contract on March 25, 2013.									

2015-16	GP	G	A	P	+/-	PIM	PPG	SHG	GW	S	S %	TOI/G
Binghamton (AHL)	62	13	10	23	-2	66	0	2	1	105	12.4	-
Season	3	1	1	2	2	4	0	0	1	5	20.0	8:36
NHL Career	3	1	1	2	2	8	0	0	1	5	20.0	8:36

	59 DAVE DZIURZYNSKI – Left wing											
	Height: 6-3	Weight: 224 lbs.	Birthdate: Oct. 6, 1989				Birthplace: Lloydminster, Alta.					
	2nd NHL season 2nd with Ottawa		Acquired: Signed as an undrafted free agent on April 6, 2010.									

2015-16	GP	G	A	P	+/-	PIM	PPG	SHG	GW	S	S %	TOI/G
Binghamton (AHL)	43	8	12	20	-4	73	0	0	1	53	15.1	-
Season	14	1	3	4	-4	9	0	0	0	14	7.1	10:04
NHL Career	26	3	3	6	-5	22	0	0	0	34	8.8	11:13

**67 BEN HARPUR – Defence**

Height: 6-6	Weight: 222 lbs.	Birthdate: Jan. 12, 1995	Birthplace: Niagara-on-the-Lake, Ont.
1st NHL season 1st with Ottawa		Acquired: Ottawa's fourth round pick, 108th overall, in the 2013 NHL Draft.	

2015-16	GP	G	A	P	+/-	PIM	PPG	SHG	GW	S	S %	TOI/G
Evansville (ECHL)	4	0	2	2	2	2	0	0	0	7	0.00	-
Binghamton (AHL)	47	2	4	6	-9	34	0	0	0	33	6.1	-
Season	5	0	1	1	1	2	0	0	0	3	0.00	13:39
NHL Career	5	0	1	1	1	2	0	0	0	3	0.00	13:39

**89 MAX McCORMICK – Centre**

Height: 5-11	Weight: 188 lbs.	Birthdate: May 1, 1992	Birthplace: De Pere, Wis.
1st NHL season 1st with Ottawa		Acquired: Ottawa's sixth-round pick, 171st overall, in the 2011 NHL Draft.	

2015-16	GP	G	A	P	+/-	PIM	PPG	SHG	GW	S	S %	TOI/G
Binghamton (AHL)	57	15	15	30	1	143	3	1	0	121	12.4	-
Season	20	2	2	4	-4	37	0	0	0	37	5.4	10:27
NHL Career	20	2	2	4	-4	37	0	0	0	37	5.4	10:27

DATE	OPPONENT	NO. 2 JARED COWEN	NO. 2 DION PHANEUF	NO. 3 MARC METHOT	NO. 4 CHRIS PHILLIPS
Oct. 8	@ Buffalo	0-0 0/1 17:54	TOR	0-0 0/2 23:55	INJ
Oct. 10	@ Toronto	0-0 1/0 20:09	TOR	0-0 2/0 20:08	INJ
Oct. 11	Montreal	0-0 0/1 14:57	TOR	0-0 1/-3 17:41	INJ
Oct. 14	@ Columbus	0-1 1/0 20:07	TOR	1-0 3/3 19:57	INJ
Oct. 15	@ Pittsburgh	0-0 0/0 15:41	TOR	0-0 2/-2 21:03	INJ
Oct. 17	Nashville	0-0 1/1 22:10	TOR	INJ	INJ
Oct. 22	New Jersey	0-1 1/1 20:06	TOR	INJ	INJ
Oct. 24	Arizona	0-0 1/-2 19:09	TOR	INJ	INJ
Oct. 28	Calgary	0-0 0/-1 18:41	TOR	0-1 0/3 19:55	INJ
Oct. 30	@ Detroit	0-0 1/0 19:12	TOR	0-0 1/2 19:07	INJ
Oct. 31	Detroit	0-0 1/0 14:17	TOR	0-0 2/0 19:29	INJ
Nov. 3	@ Montreal	0-0 1/1 17:54	TOR	0-0 1/0 21:30	INJ
Nov. 5	Winnipeg	0-0 1/-1 15:28	TOR	0-0 2/-1 24:01	INJ
Nov. 7	@ Carolina	0-0 0/1 14:08	TOR	0-0 0/0 23:21	INJ
Nov. 10	@ Nashville	0-1 0/1 18:48	TOR	0-0 1/0 19:30	INJ
Nov. 12	Vancouver	0-0 1/0 20:05	TOR	0-0 2/1 20:43	INJ
Nov. 14	N.Y. Rangers	INJ	TOR	0-0 2/0 21:40	INJ
Nov. 16	Detroit	INJ	TOR	0-0 2/-1 21:35	INJ
Nov. 19	Columbus	DND	TOR	0-0 3/1 24:33	INJ
Nov. 21	Philadelphia	0-0 1/2 19:36	TOR	0-0 1/1 21:45	INJ
Nov. 24	@ Dallas	0-0 0/3 16:30	TOR	0-0 0/1 22:21	INJ
Nov. 25	@ Colorado	0-0 2/1 21:04	TOR	0-1 0/0 23:36	INJ
Nov. 28	@ Arizona	0-0 1/0 17:13	TOR	0-1 2/-1 20:45	INJ
Dec. 1	Philadelphia	0-0 1/1 18:56	TOR	0-0 0/-1 22:45	INJ
Dec. 3	Chicago	0-0 1/-1 14:07	TOR	0-0 1/-1 20:19	INJ
Dec. 5	N.Y. Islanders	0-0 1/0 16:25	TOR	0-0 1/1 25:07	INJ
Dec. 6	@ N.Y. Rangers	0-0 0/0 18:29	TOR	1-0 1/0 22:36	INJ
Dec. 8	@ Florida	0-0 0/2 17:49	TOR	0-0 2/-1 18:17	INJ
Dec. 10	@ Tampa Bay	0-0 0/-1 13:25	TOR	0-0 0/-1 18:21	INJ
Dec. 12	@ Montreal	0-0 1/0 15:02	TOR	0-0 0/0 21:59	INJ
Dec. 14	Los Angeles	0-0 0/0 14:37	TOR	0-0 0/2 18:50	INJ
Dec. 16	@ Washington	0-0 0/-1 11:08	TOR	0-0 0/-1 21:07	INJ
Dec. 18	San Jose	DND	TOR	0-0 1/2 22:15	INJ
Dec. 20	@ Tampa Bay	DND	TOR	0-0 0/-1 20:32	INJ
Dec. 22	@ Florida	0-0 0/0 16:26	TOR	0-0 0/0 23:58	INJ
Dec. 27	Boston	0-0 0/0 16:37	TOR	0-0 4/1 21:13	INJ
Dec. 29	@ Boston	0-0 0/-1 09:28	TOR	0-1 0/0 19:38	INJ
Dec. 30	New Jersey	DND	TOR	0-0 1/-1 19:07	INJ
Jan. 3	@ Chicago	DND	TOR	0-0 0/0 17:06	INJ
Jan. 4	@ St. Louis	DND	TOR	0-0 0/0 18:53	INJ
Jan. 7	Florida	DND	TOR	0-0 1/1 19:09	INJ
Jan. 9	Boston	DND	TOR	0-0 0/1 20:12	INJ
Jan. 10	@ Washington	DND	TOR	0-0 1/-2 17:29	INJ
Jan. 13	@ Anaheim	DND	TOR	0-0 1/-1 20:23	INJ
Jan. 16	@ Los Angeles	DND	TOR	0-0 0/2 16:18	INJ
Jan. 18	@ San Jose	DND	TOR	INJ	INJ
Jan. 21	@ New Jersey	0-0 1/0 14:55	TOR	INJ	INJ
Jan. 22	N.Y. Islanders	0-0 1/-1 19:06	TOR	INJ	INJ
Jan. 24	N.Y. Rangers	0-1 1/2 17:14	TOR	INJ	INJ
Jan. 26	Buffalo	0-0 2/-1 14:43	TOR	INJ	INJ
Feb. 2	@ Pittsburgh	0-0 0/-1 16:38	TOR	INJ	INJ
Feb. 4	Edmonton	DND	TOR	0-0 1/-2 21:04	INJ
Feb. 6	Toronto	DND	TOR	0-1 1/4 21:41	INJ
Feb. 8	Tampa Bay	DND	TOR	0-0 0/1 22:25	INJ
Feb. 10	@ Detroit	TOR	0-0 0/-1 21:42	0-0 1/-1 16:18	INJ
Feb. 11	Colorado	TOR	0-2 2/0 23:27	0-0 1/0 22:23	INJ
Feb. 13	@ Columbus	TOR	0-1 1/0 25:21	0-0 3/-1 21:07	INJ
Feb. 16	Buffalo	TOR	0-0 1/-1 25:59	0-0 2/0 20:33	INJ
Feb. 18	Carolina	TOR	0-0 0/0 22:53	0-0 1/1 21:27	INJ
Feb. 20	Detroit	TOR	1-0 4/1 24:11	0-0 1/-1 21:46	INJ
Feb. 23	@ Edmonton	TOR	0-0 0/1 24:49	0-0 1/1 18:36	INJ
Feb. 25	@ Vancouver	TOR	0-2 2/-1 23:40	0-1 1/2 21:06	INJ
Feb. 27	@ Calgary	TOR	0-0 2/0 24:38	0-0 0/0 19:27	INJ
March 1	St. Louis	TOR	0-1 4/2 24:40	0-0 0/-1 16:33	INJ
March 3	Tampa Bay	TOR	0-0 0/-3 24:51	1-0 3/1 20:23	INJ
March 5	@ Toronto	TOR	0-0 4/0 21:55	1-0 5/1 20:25	INJ
March 6	Dallas	TOR	0-0 0/1 19:14	0-0 1/0 22:09	INJ
March 8	@ Carolina	TOR	0-0 1/0 25:50	0-0 1/1 23:09	INJ
March 10	@ Florida	TOR	0-0 0/-2 23:07	0-0 1/-3 19:45	INJ
March 12	Toronto	TOR	0-0 0/1 22:22	0-1 1/2 22:20	INJ
March 15	Minnesota	TOR	0-0 1/0 27:05	0-0 1/1 20:15	INJ
March 18	@ Buffalo	TOR	0-0 4/-1 20:09	0-0 2/0 18:56	INJ
March 19	Montreal	TOR	0-1 2/1 20:59	1-0 3/4 22:41	INJ
March 22	Washington	TOR	0-0 0/-1 16:28	0-0 0/-1 18:43	INJ
March 23	@ N.Y. Islanders	TOR	INJ	0-0 1/-1 18:01	INJ
March 26	Anaheim	TOR	INJ	0-0 0/-2 20:31	INJ
March 30	@ Winnipeg	TOR	INJ	0-0 0/0 20:44	INJ
March 31	@ Minnesota	TOR	INJ	0-0 1/0 20:48	INJ
April 2	@ Philadelphia	TOR	INJ	INJ	INJ
April 5	Pittsburgh	TOR	INJ	INJ	INJ
April 7	Florida	TOR	INJ	INJ	INJ
April 9	@ Boston	TOR	INJ	INJ	INJ

DATE	OPPONENT	NO. 5 CODY CECI	NO. 6 BOBBY RYAN	NO. 7 KYLE TURRIS	NO. 9 MILAN MICHALEK
Oct. 8	@ Buffalo	0-0 3/0 20:31	0-1 1/1 17:16	2-0(W) 3/2 19:31	0-0 1/0 14:05
Oct. 10	@ Toronto	0-0 1/-2 18:42	0-0 2/-1 16:46	1-1 1/0 20:37	1-0 4/0 18:35
Oct. 11	Montreal	0-0 1/0 21:40	0-0 0/-1 16:07	0-0 3/-2 19:15	0-0 2/0 16:55
Oct. 14	@ Columbus	0-0 0/0 19:53	1-2 2/1 14:42	1-1 2/2 15:39	1-0 2/1 15:45
Oct. 15	@ Pittsburgh	0-0 2/0 20:03	0-0 4/-1 20:05	0-0 2/0 21:29	0-0 2/0 16:17
Oct. 17	Nashville	0-0 1/-1 20:37	0-0 2/-1 15:50	0-2 3/3 20:03	0-0 3/-1 16:17
Oct. 22	New Jersey	0-0 1/1 17:47	0-0 3/-1 22:31	0-0 4/-1 25:17	0-0 3/-1 18:32
Oct. 24	Arizona	1-0 2/-1 19:43	0-1 8/-1 18:54	0-0 3/-2 19:21	0-0 2/0 17:24
Oct. 28	Calgary	0-0 2/-1 20:38	1-0 2/0 19:50	1-1 3/1 19:44	0-1 2/1 22:03
Oct. 30	@ Detroit	0-0 2/0 15:21	1-1 4/2 19:01	1-0 1/2 19:37	0-1 2/1 23:07
Oct. 31	Detroit	0-0 3/0 20:24	1-0 4/1 17:04	1-0 5/-1 19:46	0-0 2/0 16:05
Nov. 3	@ Montreal	0-0 2/0 20:14	0-0 2/0 13:27	1-0(W) 3/1 19:33	0-0 4/0 20:12
Nov. 5	Winnipeg	1-0 1/1 18:12	1-0 4/1 18:55	0-0 5/1 22:51	0-0 3/-1 17:17
Nov. 7	@ Carolina	INJ	0-1 3/1 20:13	0-0 2/0 20:02	0-0 2/-1 16:35
Nov. 10	@ Nashville	0-0 3/0 18:37	0-2 1/0 18:21	0-0 2/-2 20:58	1-0 1/1 16:02
Nov. 12	Vancouver	0-0 2/0 19:37	1-0 3/0 12:37	0-1 1/1 18:47	0-0 2/-1 17:10
Nov. 14	N.Y. Rangers	0-0 1/0 20:45	0-1 0/0 18:40	0-0 3/0 22:04	0-0 1/0 19:04
Nov. 16	Detroit	0-1 1/-2 17:01	1-0 3/0 15:11	0-0 2/-1 21:41	0-0 1/-1 16:57
Nov. 19	Columbus	0-0 1/0 19:46	0-1 0/1 15:11	1-1 1/1 19:35	0-1 0/1 12:47
Nov. 21	Philadelphia	0-1 2/1 18:59	0-2 2/2 15:00	1-0 1/2 15:29	1-0 3/2 17:48
Nov. 24	@ Dallas	0-0 1/1 18:14	1-0 1/-2 19:15	0-0 0/-2 18:34	1-0 1/2 17:07
Nov. 25	@ Colorado	0-1 1/1 21:14	0-1 1/1 13:38	1-1 4/1 17:00	0-0 1/-2 14:56
Nov. 28	@ Arizona	0-0 3/0 15:45	0-1 3/0 18:16	0-1 1/0 19:19	0-0 0/1 13:40
Dec. 1	Philadelphia	0-1 1/2 17:27	0-1 3/0 21:08	0-1 3/0 22:00	0-0 1/-1 09:22
Dec. 3	Chicago	0-0 0/0 19:59	1-2 3/0 21:29	0-1 2/1 25:58	INJ
Dec. 5	N.Y. Islanders	0-0 0/0 18:39	0-1 2/2 20:24	0-0 0/0 19:23	INJ
Dec. 6	@ N.Y. Rangers	0-0 0/0 15:15	0-0 3/-2 18:58	0-0 2/-2 20:31	INJ
Dec. 8	@ Florida	0-0 0/-1 20:13	0-1 1/0 17:15	1-1 2/0 19:16	INJ
Dec. 10	@ Tampa Bay	1-0 2/1 20:01	0-1 3/-1 20:51	0-0 3/-2 22:00	INJ
Dec. 12	@ Montreal	0-0 1/0 18:17	0-0 4/-1 17:27	0-0 4/-2 20:43	INJ
Dec. 14	Los Angeles	0-0 1/1 20:51	0-1 3/2 15:37	1-0 3/0 20:21	INJ
Dec. 16	@ Washington	0-0 2/0 16:35	1-0 3/0 19:53	0-1 4/0 24:34	INJ
Dec. 18	San Jose	0-1 4/0 18:19	1-1 2/2 17:46	0-0 4/-1 20:40	INJ
Dec. 20	@ Tampa Bay	0-0 1/1 05:30	0-0 0/0 08:00	0-0 3/-2 20:35	INJ
Dec. 22	@ Florida	INJ	INJ	0-0 3/0 22:22	INJ
Dec. 27	Boston	INJ	0-1 2/1 17:02	0-2 2/1 21:00	INJ
Dec. 29	@ Boston	INJ	0-0 2/0 19:34	0-0 3/-1 18:45	INJ
Dec. 30	New Jersey	INJ	0-0 0/-1 17:18	0-0 1/-1 21:10	INJ
Jan. 3	@ Chicago	INJ	0-0 0/-2 17:18	0-0 1/-1 22:54	INJ
Jan. 4	@ St. Louis	INJ	2-1(W) 6/1 17:47	0-1 2/0 25:25	INJ
Jan. 7	Florida	0-0 3/-2 19:04	0-0 2/-1 19:26	0-0 6/-2 21:44	1-0 2/1 16:41
Jan. 9	Boston	0-0 0/0 17:14	0-0 1/0 17:57	0-1 3/0 21:28	0-1 0/1 16:51
Jan. 10	@ Washington	0-0 2/-2 14:53	0-0 4/-1 17:48	0-0 1/-1 17:15	0-0 2/-1 15:40
Jan. 13	@ Anaheim	0-0 0/0 18:55	0-0 2/-1 18:06	0-0 2/-2 19:07	0-0 0/-1 18:45
Jan. 16	@ Los Angeles	0-1 1/0 20:57	1-1 3/0 15:47	0-0 2/-2 17:15	0-0 0/1 18:01
Jan. 18	@ San Jose	0-1 1/1 19:42	1-0 1/2 21:18	0-0 3/0 17:07	0-0 1/-2 19:20
Jan. 21	@ New Jersey	1-1 3/0 22:01	0-1 2/-1 17:41	INJ	0-0 4/0 18:21
Jan. 22	N.Y. Islanders	0-0 0/-3 18:07	1-0 4/1 17:21	INJ	0-0 2/1 10:10
Jan. 24	N.Y. Rangers	0-0 0/1 21:30	1-0(W) 1/2 16:21	INJ	INJ
Jan. 26	Buffalo	0-1 1/0 17:41	1-0 3/1 20:28	INJ	INJ
Feb. 2	@ Pittsburgh	1-1 1/1 19:56	0-0 2/-2 16:52	INJ	INJ
Feb. 4	Edmonton	0-0 2/-1 16:29	0-1 3/-2 19:42	INJ	INJ
Feb. 6	Toronto	0-0 3/0 23:03	1-0 2/1 15:30	0-0 2/1 15:53	INJ
Feb. 8	Tampa Bay	0-1 5/2 19:51	0-0 4/-1 17:47	0-0 1/-1 19:23	INJ
Feb. 10	@ Detroit	0-0 0/-1 15:52	0-0 2/-2 23:29	0-0 0/-1 22:55	TOR
Feb. 11	Colorado	0-0 1/0 20:45	0-0 2/1 16:41	0-0 1/0 14:43	TOR
Feb. 13	@ Columbus	1-0 1/1 18:46	1-0 3/-2 16:07	0-0 1/-1 15:02	TOR
Feb. 16	Buffalo	0-0 3/0 22:57	0-0 3/-1 18:58	0-0 0/0 15:52	TOR
Feb. 18	Carolina	1-0(W) 2/0 18:09	0-0 0/0 16:43	0-0 1/1 20:49	TOR
Feb. 20	Detroit	0-0 0/1 20:03	0-0 3/-2 18:07	0-0 0/1 19:51	TOR
Feb. 23	@ Edmonton	0-0 2/1 22:44	0-0 2/0 16:04	0-0 0/0 14:31	TOR
Feb. 25	@ Vancouver	0-0 2/2 19:46	1-0 2/-3 17:56	0-0 0/-2 14:19	TOR
Feb. 27	@ Calgary	0-1 0/0 20:30	0-0 3/0 16:36	0-0 2/-2 12:07	TOR
March 1	St. Louis	0-0 4/1 18:51	0-1 2/0 18:45	INJ	TOR
March 3	Tampa Bay	0-0 3/0 20:19	0-0 4/-1 17:28	INJ	TOR
March 5	@ Toronto	0-0 1/1 18:05	1-0 2/1 14:23	INJ	TOR
March 6	Dallas	0-0 3/1 19:01	0-0 2/-1 17:11	INJ	TOR
March 8	@ Carolina	0-0 1/1 20:37	0-1 1/0 13:00	INJ	TOR
March 10	@ Florida	0-0 4/-2 20:15	0-1 1/-1 15:11	INJ	TOR
March 12	Toronto	1-0 3/1 19:16	0-0 1/0 13:26	INJ	TOR
March 15	Minnesota	0-0 3/0 22:03	0-1 0/2 17:07	INJ	TOR
March 18	@ Buffalo	0-0 1/-1 18:46	0-0 3/0 17:38	INJ	TOR
March 19	Montreal	0-1 2/2 19:41	0-0 3/0 11:39	INJ	TOR
March 22	Washington	0-0 1/0 20:32	0-0 0/-1 17:07	INJ	TOR
March 23	@ N.Y. Islanders	0-0 0/-1 19:40	0-0 2/0 17:58	INJ	TOR
March 26	Anaheim	0-0 0/-2 22:43	0-1 3/0 15:03	INJ	TOR
March 30	@ Winnipeg	0-1 1/0 20:43	0-0 3/-1 16:26	INJ	TOR
March 31	@ Minnesota	1-0(W) 1/0 20:58	0-2 0/3 17:45	INJ	TOR
April 2	@ Philadelphia	0-1 2/1 21:27	0-1 3/0 16:31	INJ	TOR
April 5	Pittsburgh	0-0 2/0 19:38	0-0 0/0 06:53	INJ	TOR
April 7	Florida	1-1 1/2 21:00	0-0 3/0 15:34	INJ	TOR
April 9	@ Boston	0-0 2/2 20:12	0-0 2/1 14:43	INJ	TOR

DATE	OPPONENT	NO. 10 SHANE PRINCE	NO. 13 NICK PAUL	NO. 14 COLIN GREENING	NO. 15 ZACK SMITH
Oct. 8	@ Buffalo	DND	MIN	MIN	0-0 0/0 09:15
Oct. 10	@ Toronto	DND	MIN	MIN	0-0 1/0 11:32
Oct. 11	Montreal	DND	MIN	MIN	0-0 0/0 14:04
Oct. 14	@ Columbus	DND	MIN	MIN	0-0 0/0 13:42
Oct. 15	@ Pittsburgh	0-0 0/-1 12:22	MIN	MIN	0-0 0/-1 08:54
Oct. 17	Nashville	0-0 2/0 07:36	MIN	MIN	0-0 1/0 09:21
Oct. 22	New Jersey	0-2 1/2 09:03	MIN	MIN	1-0 1/2 07:36
Oct. 24	Arizona	0-0 0/-1 12:49	MIN	MIN	0-0 1/-1 10:38
Oct. 28	Calgary	0-0 1/0 10:51	MIN	MIN	1-0 1/1 11:19
Oct. 30	@ Detroit	0-0 3/0 11:15	MIN	MIN	0-0 0/0 07:41
Oct. 31	Detroit	0-1 2/0 14:29	MIN	MIN	0-0 0/0 13:55
Nov. 3	@ Montreal	0-0 0/0 11:19	MIN	MIN	0-0 0/0 11:24
Nov. 5	Winnipeg	0-0 1/0 15:55	MIN	MIN	0-0 0/0 07:14
Nov. 7	@ Carolina	0-0 2/-1 15:35	MIN	MIN	DND
Nov. 10	@ Nashville	0-0 1/0 12:58	MIN	MIN	2-0 2/0 09:35
Nov. 12	Vancouver	DND	MIN	MIN	0-0 1/0 14:52
Nov. 14	N.Y. Rangers	DND	MIN	MIN	0-0 0/0 08:00
Nov. 16	Detroit	DND	MIN	MIN	0-0 2/0 09:10
Nov. 19	Columbus	DND	MIN	MIN	0-0 1/0 11:09
Nov. 21	Philadelphia	DND	MIN	MIN	0-1 1/1 12:25
Nov. 24	@ Dallas	0-0 0/0 09:25	MIN	MIN	0-0 3/0 11:04
Nov. 25	@ Colorado	2-1 5/3 08:42	MIN	MIN	1-1(W) 1/3 10:12
Nov. 28	@ Arizona	0-0 5/0 11:46	MIN	MIN	0-0 0/0 11:38
Dec. 1	Philadelphia	0-0 1/0 07:49	MIN	MIN	1-0 3/0 14:40
Dec. 3	Chicago	0-0 0/0 12:15	MIN	0-0 2/0 04:00	0-0 0/0 16:24
Dec. 5	N.Y. Islanders	0-0 1/1 13:45	MIN	MIN	0-0 0/-1 11:40
Dec. 6	@ N.Y. Rangers	0-1 1/1 07:12	MIN	MIN	0-0 1/0 17:19
Dec. 8	@ Florida	DND	MIN	MIN	1-0 2/0 19:08
Dec. 10	@ Tampa Bay	DND	MIN	MIN	0-0 0/0 19:49
Dec. 12	@ Montreal	DND	MIN	MIN	0-0 1/0 17:50
Dec. 14	Los Angeles	DND	MIN	MIN	0-0 1/0 17:38
Dec. 16	@ Washington	DND	MIN	MIN	0-0 2/0 19:46
Dec. 18	San Jose	0-1 2/1 08:30	MIN	MIN	0-0 4/-1 19:02
Dec. 20	@ Tampa Bay	0-0 2/-1 13:27	MIN	MIN	1-0 1/1 17:46
Dec. 22	@ Florida	0-0 0/0 07:49	MIN	MIN	0-0 1/0 18:43
Dec. 27	Boston	0-0 0/0 07:14	MIN	MIN	0-0 3/1 20:34
Dec. 29	@ Boston	0-2 4/2 10:43	MIN	MIN	0-0 0/0 14:13
Dec. 30	New Jersey	0-0 2/0 05:31	MIN	MIN	0-0 3/-1 16:06
Jan. 3	@ Chicago	0-0 0/0 06:05	MIN	MIN	0-0 1/0 17:17
Jan. 4	@ St. Louis	0-0 1/0 11:47	MIN	MIN	0-0 1/0 17:02
Jan. 7	Florida	0-0 0/-1 08:52	MIN	MIN	0-0 2/0 11:16
Jan. 9	Boston	0-0 3/0 10:44	MIN	MIN	0-0 2/0 12:50
Jan. 10	@ Washington	0-0 3/-1 13:46	MIN	MIN	0-0 3/-1 16:30
Jan. 13	@ Anaheim	0-0 0/0 05:36	MIN	MIN	0-0 0/0 15:25
Jan. 16	@ Los Angeles	0-0 1/0 09:31	MIN	MIN	0-0 0/0 14:22
Jan. 18	@ San Jose	DND	MIN	MIN	1-0 1/2 15:32
Jan. 21	@ New Jersey	0-0 1/0 13:57	MIN	MIN	0-0 0/-2 14:20
Jan. 22	N.Y. Islanders	0-0 0/-2 08:47	MIN	MIN	0-0 0/1 16:56
Jan. 24	N.Y. Rangers	0-0 4/0 08:52	MIN	MIN	0-0 1/0 14:39
Jan. 26	Buffalo	0-1 2/1 13:03	MIN	MIN	0-0 1/-1 10:49
Feb. 2	@ Pittsburgh	0-0 1/0 09:29	MIN	MIN	0-2 3/1 16:09
Feb. 4	Edmonton	0-0 3/-2 17:35	MIN	MIN	0-0 3/1 17:34
Feb. 6	Toronto	0-0 2/1 11:23	MIN	MIN	1-1 2/0 16:51
Feb. 8	Tampa Bay	1-0(W) 4/1 12:10	MIN	MIN	1-0 1/2 14:11
Feb. 10	@ Detroit	0-0 0/0 07:29	MIN	TOR	1-0 4/-2 19:59
Feb. 11	Colorado	0-0 0/0 11:33	MIN	TOR	0-0 1/-1 18:39
Feb. 13	@ Columbus	0-0 1/-1 07:19	MIN	TOR	0-0 5/-2 19:48
Feb. 16	Buffalo	DND	0-0 1/0 10:54	TOR	0-0 1/-1 16:50
Feb. 18	Carolina	DND	0-1 1/1 11:43	TOR	1-0 2/1 16:42
Feb. 20	Detroit	DND	0-0 0/0 08:34	TOR	1-0 1/0 15:30
Feb. 23	@ Edmonton	DND	1-0 3/1 10:15	TOR	1-1(W) 4/1 16:31
Feb. 25	@ Vancouver	DND	0-0 0/-1 10:28	TOR	0-0 1/0 14:30
Feb. 27	@ Calgary	DND	1-0 1/0 13:06	TOR	1-0 5/1 19:44
March 1	St. Louis	NYI	0-0 0/0 10:50	TOR	0-1 2/1 21:24
March 3	Tampa Bay	NYI	0-0 3/-1 12:38	TOR	0-1 1/-1 19:05
March 5	@ Toronto	NYI	0-0 2/-1 12:28	TOR	1-0(W) 3/1 17:15
March 6	Dallas	NYI	0-0 0/0 12:36	TOR	1-0 2/1 18:53
March 8	@ Carolina	NYI	0-0 1/0 11:39	TOR	1-0 5/-1 20:04
March 10	@ Florida	NYI	DND	TOR	1-1 2/1 19:11
March 12	Toronto	NYI	0-0 0/0 13:23	TOR	1-0 1/3 17:30
March 15	Minnesota	NYI	0-0 1/0 11:45	TOR	0-0 0/1 21:35
March 18	@ Buffalo	NYI	0-0 4/0 13:17	TOR	0-0 1/0 17:15
March 19	Montreal	NYI	0-0 1/0 13:56	TOR	0-1 6/1 16:10
March 22	Washington	NYI	0-0 3/-1 14:12	TOR	0-0 2/0 17:46
March 23	@ N.Y. Islanders	NYI	0-0 0/-2 07:59	TOR	0-0 2/0 17:43
March 26	Anaheim	NYI	0-1 1/0 12:15	TOR	0-1 4/0 18:45
March 30	@ Winnipeg	NYI	0-0 0/0 11:31	TOR	1-0 1/1 16:49
March 31	@ Minnesota	NYI	0-0 2/0 13:11	TOR	0-0 1/2 18:58
April 2	@ Philadelphia	NYI	0-0 2/0 13:51	TOR	0-0 0/0 18:55
April 5	Pittsburgh	NYI	0-0 0/-1 12:42	TOR	1-0 1/-1 20:32
April 7	Florida	NYI	0-0 0/2 15:24	TOR	0-0 1/0 16:59
April 9	@ Boston	NYI	0-1 2/0 14:02	TOR	2-0 3/3 17:20

DATE	OPPONENT	NO. 16 CLARKE MACARTHUR	NO. 21 MICHAEL KOSTKA	NO. 22 PHIL VARONE	NO. 23 SCOTT GOMEZ
Oct. 8	@ Buffalo	0-0 1/0 12:11	MIN	MIN	STL
Oct. 10	@ Toronto	0-0 2/0 14:53	MIN	MIN	STL
Oct. 11	Montreal	0-0 0/0 10:17	MIN	MIN	STL
Oct. 14	@ Columbus	0-0 1/-1 06:05	MIN	MIN	STL
Oct. 15	@ Pittsburgh	INJ	MIN	MIN	STL
Oct. 17	Nashville	INJ	MIN	MIN	STL
Oct. 22	New Jersey	INJ	MIN	MIN	STL
Oct. 24	Arizona	INJ	MIN	MIN	STL
Oct. 28	Calgary	INJ	MIN	MIN	STL
Oct. 30	@ Detroit	INJ	MIN	MIN	STL
Oct. 31	Detroit	INJ	MIN	MIN	STL
Nov. 3	@ Montreal	INJ	MIN	MIN	STL
Nov. 5	Winnipeg	INJ	MIN	MIN	STL
Nov. 7	@ Carolina	INJ	MIN	MIN	STL
Nov. 10	@ Nashville	INJ	MIN	MIN	STL
Nov. 12	Vancouver	INJ	MIN	MIN	STL
Nov. 14	N.Y. Rangers	INJ	MIN	MIN	STL
Nov. 16	Detroit	INJ	MIN	MIN	STL
Nov. 19	Columbus	INJ	MIN	MIN	STL
Nov. 21	Philadelphia	INJ	DND	MIN	STL
Nov. 24	@ Dallas	INJ	DND	MIN	STL
Nov. 25	@ Colorado	INJ	DND	MIN	STL
Nov. 28	@ Arizona	INJ	DND	MIN	STL
Dec. 1	Philadelphia	INJ	MIN	MIN	STL
Dec. 3	Chicago	INJ	MIN	MIN	STL
Dec. 5	N.Y. Islanders	INJ	MIN	MIN	STL
Dec. 6	@ N.Y. Rangers	INJ	MIN	MIN	STL
Dec. 8	@ Florida	INJ	MIN	MIN	STL
Dec. 10	@ Tampa Bay	INJ	MIN	MIN	STL
Dec. 12	@ Montreal	INJ	MIN	MIN	STL
Dec. 14	Los Angeles	INJ	MIN	MIN	STL
Dec. 16	@ Washington	INJ	MIN	MIN	STL
Dec. 18	San Jose	INJ	MIN	MIN	STL
Dec. 20	@ Tampa Bay	INJ	MIN	MIN	STL
Dec. 22	@ Florida	INJ	MIN	MIN	STL
Dec. 27	Boston	INJ	MIN	MIN	STL
Dec. 29	@ Boston	INJ	MIN	MIN	STL
Dec. 30	New Jersey	INJ	DND	MIN	STL
Jan. 3	@ Chicago	INJ	MIN	MIN	STL
Jan. 4	@ St. Louis	INJ	MIN	MIN	STL
Jan. 7	Florida	INJ	MIN	MIN	STL
Jan. 9	Boston	INJ	MIN	MIN	STL
Jan. 10	@ Washington	INJ	MIN	MIN	STL
Jan. 13	@ Anaheim	INJ	MIN	MIN	STL
Jan. 16	@ Los Angeles	INJ	MIN	BUF	MIN
Jan. 18	@ San Jose	INJ	MIN	BUF	MIN
Jan. 21	@ New Jersey	INJ	MIN	BUF	MIN
Jan. 22	N.Y. Islanders	INJ	MIN	BUF	MIN
Jan. 24	N.Y. Rangers	INJ	MIN	BUF	MIN
Jan. 26	Buffalo	INJ	MIN	BUF	MIN
Feb. 2	@ Pittsburgh	INJ	MIN	MIN	MIN
Feb. 4	Edmonton	INJ	MIN	MIN	MIN
Feb. 6	Toronto	INJ	MIN	MIN	MIN
Feb. 8	Tampa Bay	INJ	MIN	MIN	MIN
Feb. 10	@ Detroit	INJ	MIN	MIN	MIN
Feb. 11	Colorado	INJ	MIN	MIN	MIN
Feb. 13	@ Columbus	INJ	MIN	MIN	MIN
Feb. 16	Buffalo	INJ	MIN	MIN	MIN
Feb. 18	Carolina	INJ	MIN	MIN	MIN
Feb. 20	Detroit	INJ	MIN	MIN	MIN
Feb. 23	@ Edmonton	INJ	MIN	MIN	MIN
Feb. 25	@ Vancouver	INJ	MIN	MIN	MIN
Feb. 27	@ Calgary	INJ	MIN	MIN	MIN
March 1	St. Louis	INJ	MIN	MIN	MIN
March 3	Tampa Bay	INJ	MIN	MIN	0-0 2/-1 12:54
March 5	@ Toronto	INJ	MIN	MIN	0-0 1/1 13:33
March 6	Dallas	INJ	0-0 0/-1 12:00	MIN	0-0 0/-1 15:55
March 8	@ Carolina	INJ	0-0 0/0 12:09	MIN	0-1 0/2 13:13
March 10	@ Florida	INJ	0-0 1/0 13:01	MIN	0-0 3/-1 13:14
March 12	Toronto	INJ	0-0 0/1 14:18	MIN	0-0 0/0 10:05
March 15	Minnesota	INJ	0-0 0/-1 11:15	MIN	0-0 0/-1 11:19
March 18	@ Buffalo	INJ	0-0 0/0 14:18	MIN	0-0 0/0 10:48
March 19	Montreal	INJ	0-0 5/1 15:16	MIN	0-0 0/0 10:46
March 22	Washington	INJ	0-1 1/1 12:50	MIN	0-0 2/-1 10:28
March 23	@ N.Y. Islanders	INJ	0-0 0/-1 13:41	MIN	0-0 0/-1 09:29
March 26	Anaheim	INJ	0-0 0/2 10:51	MIN	DND
March 30	@ Winnipeg	INJ	0-0 0/1 14:16	MIN	DND
March 31	@ Minnesota	INJ	INJ	MIN	0-0 2/0 07:14
April 2	@ Philadelphia	INJ	0-0 2/1 20:34	MIN	0-0 0/0 10:07
April 5	Pittsburgh	INJ	0-0 0/-1 17:58	MIN	DND
April 7	Florida	INJ	0-0 0/1 22:18	MIN	DND
April 9	@ Boston	INJ	0-0 0/2 17:58	0-1 0/1 9:29	DND

DATE	OPPONENT	NO. 25 CHRIS NEIL	NO. 26 MATT PUEMPEL	NO. 27 CURTIS LAZAR	NO. 43 RYAN DZINGEL
Oct. 8	@ Buffalo	0-0 0/0 08:01	MIN	1-0 1/1 17:30	MIN
Oct. 10	@ Toronto	0-0 2/0 08:51	MIN	0-0 2/-2 14:28	MIN
Oct. 11	Montreal	0-0 1/0 07:47	MIN	0-0 1/1 11:26	MIN
Oct. 14	@ Columbus	0-0 1/0 12:20	MIN	0-0 0/1 17:20	MIN
Oct. 15	@ Pittsburgh	0-0 1/-1 06:16	MIN	0-0 1/0 13:53	MIN
Oct. 17	Nashville	0-0 3/0 06:42	MIN	0-0 5/0 19:31	MIN
Oct. 22	New Jersey	1-1 2/2 06:17	MIN	0-1 2/0 17:29	MIN
Oct. 24	Arizona	0-0 1/-1 11:03	MIN	0-0 1/-1 04:54	MIN
Oct. 28	Calgary	0-0 1/1 07:55	0-0 1/-2 12:36	INJ	MIN
Oct. 30	@ Detroit	0-0 0/0 07:31	1-0(W) 1/2 13:00	INJ	MIN
Oct. 31	Detroit	0-0 2/0 09:35	0-0 1/0 13:58	INJ	MIN
Nov. 3	@ Montreal	0-0 1/0 07:51	0-0 0/0 06:32	0-0 1/1 17:28	MIN
Nov. 5	Winnipeg	0-0 0/0 07:24	0-0 0/0 07:17	0-0 2/0 20:03	MIN
Nov. 7	@ Carolina	0-0 1/0 05:29	0-0 0/0 06:23	0-0 1/0 12:42	MIN
Nov. 10	@ Nashville	0-1 0/-1 07:42	DND	1-0 1/-2 11:06	MIN
Nov. 12	Vancouver	0-0 1/0 12:54	0-0 1/0 09:15	0-0 1/0 17:31	MIN
Nov. 14	N.Y. Rangers	0-0 0/0 08:10	0-0 2/0 14:01	0-0 1/0 11:24	MIN
Nov. 16	Detroit	0-0 0/0 08:10	0-0 0/0 12:25	0-0 1/1 13:22	MIN
Nov. 19	Columbus	0-0 1/0 09:38	0-0 0/0 13:29	0-0 0/0 11:51	MIN
Nov. 21	Philadelphia	0-0 2/0 07:45	0-0 2/0 13:44	0-1 2/1 13:37	MIN
Nov. 24	@ Dallas	0-0 3/0 09:18	MIN	0-1 2/1 15:04	MIN
Nov. 25	@ Colorado	0-0 2/1 08:14	MIN	0-0 3/0 18:17	MIN
Nov. 28	@ Arizona	0-0 1/0 10:39	MIN	0-0 2/-3 16:29	MIN
Dec. 1	Philadelphia	0-0 0/0 08:51	MIN	0-0 0/-1 15:35	MIN
Dec. 3	Chicago	0-0 1/0 07:11	MIN	0-0 0/-1 15:37	MIN
Dec. 5	N.Y. Islanders	0-0 0/-1 08:18	MIN	0-0 1/0 14:07	MIN
Dec. 6	@ N.Y. Rangers	0-0 1/1 11:10	MIN	0-0 1/0 11:40	MIN
Dec. 8	@ Florida	0-0 0/-1 07:04	MIN	0-0 0/-1 10:59	MIN
Dec. 10	@ Tampa Bay	0-0 0/0 09:34	MIN	0-0 1/1 08:48	MIN
Dec. 12	@ Montreal	0-0 0/0 09:26	MIN	0-0 0/0 11:08	MIN
Dec. 14	Los Angeles	0-0 0/1 07:11	MIN	0-1 0/1 09:04	MIN
Dec. 16	@ Washington	0-0 2/-2 08:05	MIN	0-0 0/-2 08:20	MIN
Dec. 18	San Jose	0-0 0/1 08:59	MIN	0-1 0/1 08:49	MIN
Dec. 20	@ Tampa Bay	0-0 2/-1 09:31	MIN	0-1 1/0 11:46	MIN
Dec. 22	@ Florida	0-0 1/0 11:45	MIN	0-0 0/0 04:04	0-0 0/-1 05:25
Dec. 27	Boston	0-0 2/-1 10:33	MIN	INJ	MIN
Dec. 29	@ Boston	1-1 1/2 11:00	MIN	INJ	MIN
Dec. 30	New Jersey	0-0 2/0 11:56	MIN	0-0 0/-1 12:37	MIN
Jan. 3	@ Chicago	0-0 0/-1 08:53	MIN	0-0 2/0 11:20	MIN
Jan. 4	@ St. Louis	0-0 1/0 08:46	MIN	0-0 2/-1 15:03	MIN
Jan. 7	Florida	0-0 2/0 08:16	MIN	0-0 0/0 13:07	MIN
Jan. 9	Boston	0-0 3/0 09:39	MIN	0-0 0/0 14:03	MIN
Jan. 10	@ Washington	0-0 1/-1 14:22	MIN	0-0 0/-1 16:16	MIN
Jan. 13	@ Anaheim	0-0 0/0 05:53	MIN	1-0 4/0 18:03	MIN
Jan. 16	@ Los Angeles	0-0 1/0 10:12	MIN	0-1 1/3 16:39	MIN
Jan. 18	@ San Jose	0-1 1/1 07:33	MIN	0-0 0/-1 17:26	MIN
Jan. 21	@ New Jersey	0-1 2/1 12:46	DNP	0-0 0/0 14:30	MIN
Jan. 22	N.Y. Islanders	0-0 1/-2 11:06	0-1 0/0 10:39	0-1 1/1 13:08	MIN
Jan. 24	N.Y. Rangers	0-0 0/0 08:41	0-0 2/0 14:28	0-0 1/0 15:16	MIN
Jan. 26	Buffalo	0-1 1/0 08:42	0-0 0/0 12:21	0-0 1/-1 10:32	MIN
Feb. 2	@ Pittsburgh	0-0 0/-1 09:29	MIN	0-1 0/1 14:56	MIN
Feb. 4	Edmonton	0-0 0/-1 10:21	MIN	0-0 0/0 16:51	MIN
Feb. 6	Toronto	0-0 0/0 08:46	MIN	2-0 3/3 12:28	0-1 0/2 09:07
Feb. 8	Tampa Bay	0-0 0/0 08:01	MIN	0-0 0/0 10:52	0-0 2/0 07:52
Feb. 10	@ Detroit	0-0 0/0 06:22	MIN	0-0 2/0 10:07	0-0 0/-1 05:43
Feb. 11	Colorado	1-0 1/1 13:24	MIN	0-1 2/1 14:36	0-1 3/1 12:13
Feb. 13	@ Columbus	0-0 0/0 11:01	MIN	0-0 0/0 14:48	0-0 0/0 13:04
Feb. 16	Buffalo	0-0 0/0 10:39	MIN	0-0 1/-1 14:47	1-0 1/1 11:55
Feb. 18	Carolina	0-1 0/1 10:22	MIN	0-1 0/1 12:23	0-0 1/0 10:37
Feb. 20	Detroit	0-0 0/0 08:13	MIN	0-0 1/1 14:35	0-0 0/1 14:28
Feb. 23	@ Edmonton	0-0 0/1 07:56	MIN	0-1 2/1 13:23	0-0 0/0 13:05
Feb. 25	@ Vancouver	0-0 0/-1 07:38	MIN	0-0 0/0 12:57	0-0 2/-1 05:46
Feb. 27	@ Calgary	0-0 1/1 09:35	MIN	0-1 0/0 14:19	0-0 0/1 07:35
March 1	St. Louis	0-0 1/0 08:25	0-0 1/0 07:35	0-0 2/0 13:04	1-0 1/1 07:48
March 3	Tampa Bay	0-0 0/-1 09:38	DND	0-0 0/-1 14:35	0-0 0/-1 09:53
March 5	@ Toronto	0-0 0/-1 09:52	DND	0-0 1/-1 13:28	0-1 1/1 14:27
March 6	Dallas	0-0 0/0 08:33	DND	0-0 1/0 09:49	0-0 0/-1 15:54
March 8	@ Carolina	0-0 1/0 09:32	DND	0-1 1/1 12:22	1-0 3/2 12:47
March 10	@ Florida	0-0 0/-1 10:08	0-0 2/-2 10:00	0-0 2/-1 12:52	0-0 0/-1 10:53
March 12	Toronto	0-0 1/0 12:30	DND	0-0 1/0 17:02	0-0 1/0 08:50
March 15	Minnesota	0-0 0/0 07:25	DND	0-0 0/0 11:12	0-0 0/1 09:51
March 18	@ Buffalo	0-0 1/0 08:29	DND	0-0 1/-1 17:15	0-0 0/0 09:28
March 19	Montreal	0-0 3/0 12:11	0-0 2/0 09:10	1-0 4/2 15:54	DND
March 22	Washington	INJ	0-0 2/0 13:00	0-0 1/-1 15:17	0-0 0/-1 08:05
March 23	@ N.Y. Islanders	INJ	0-0 1/-2 09:37	0-0 1/-1 13:10	0-1 1/0 12:20
March 26	Anaheim	1-0 2/0 08:34	0-0 3/0 08:53	0-0 2/0 14:51	0-0 1/0 14:31
March 30	@ Winnipeg	0-0 1/0 09:37	0-0 2/0 14:50	0-0 0/1 14:39	0-1 0/1 11:48
March 31	@ Minnesota	0-0 3/-1 11:17	0-0 0/0 13:38	0-0 1/0 16:55	0-0 1/-1 08:11
April 2	@ Philadelphia	0-0 2/0 08:06	0-0 0/1 12:47	0-0 0/0 16:04	0-0 1/0 11:42
April 5	Pittsburgh	0-0 0/0 10:05	0-0 1/0 12:40	0-0 3/-1 17:29	0-0 0/0 13:31
April 7	Florida	0-1 0/2 13:03	0-0 0/-1 13:36	0-0 0/-1 16:54	0-0 0/0 12:13
April 9	@ Boston	1-0 2/0 13:44	1-0 2/1 8:53	INJ	0-1 4/0 14:54

DATE	OPPONENT	NO. 44 JEAN-GABRIEL PAGEAU	NO. 45 CHRIS WIDEMAN	NO. 46 PATRICK WIERCIOCH	NO. 49 FREDRIK CLAESSON
Oct. 8	@ Buffalo	0-0 1/0 15:27	DND	0-0 2/0 18:11	MIN
Oct. 10	@ Toronto	0-0 0/0 14:42	DND	0-1 0/-1 14:58	MIN
Oct. 11	Montreal	1-0 4/1 09:46	DND	0-0 0/0 20:11	MIN
Oct. 14	@ Columbus	1-0 2/1 16:04	DND	0-0 2/1 18:43	MIN
Oct. 15	@ Pittsburgh	0-0 0/0 14:10	DND	0-0 1/0 19:07	MIN
Oct. 17	Nashville	0-0 2/0 18:32	0-0 2/1 14:11	0-1 1/0 20:14	MIN
Oct. 22	New Jersey	0-0 0/0 13:18	0-0 4/1 15:30	0-0 0/1 14:30	MIN
Oct. 24	Arizona	0-0 3/0 16:12	0-0 3/0 17:22	0-0 1/-1 18:28	MIN
Oct. 28	Calgary	1-0 3/0 18:26	DND	0-0 0/-1 15:08	MIN
Oct. 30	@ Detroit	0-0 3/0 17:05	DND	0-0 2/1 14:24	MIN
Oct. 31	Detroit	0-0 2/0 12:30	DND	0-0 3/0 21:32	MIN
Nov. 3	@ Montreal	1-0 1/1 18:51	DND	0-0 0/0 18:03	MIN
Nov. 5	Winnipeg	0-1 1/0 16:40	DND	0-0 1/2 20:53	MIN
Nov. 7	@ Carolina	0-0 3/0 15:08	1-0 1/1 16:38	0-1 1/-2 21:25	MIN
Nov. 10	@ Nashville	0-0 1/-1 14:29	DND	0-0 2/-3 15:30	MIN
Nov. 12	Vancouver	0-0 0/-1 12:47	1-0(W) 3/-1 12:20	DND	MIN
Nov. 14	N.Y. Rangers	0-0 0/0 16:10	0-0 2/0 17:32	0-0 0/0 16:44	MIN
Nov. 16	Detroit	0-0 2/0 14:34	1-0 2/1 15:43	0-0 4/-2 17:00	MIN
Nov. 19	Columbus	0-1 0/1 12:13	0-0 1/0 14:43	0-0 1/0 07:21	MIN
Nov. 21	Philadelphia	0-0 2/0 14:34	0-0 1/1 13:05	INJ	MIN
Nov. 24	@ Dallas	2-1(W) 2/3 15:18	0-0 1/0 17:08	INJ	MIN
Nov. 25	@ Colorado	0-0 1/-1 16:36	0-0 0/1 11:09	INJ	MIN
Nov. 28	@ Arizona	0-0 2/0 13:23	0-0 1/0 13:52	DND	MIN
Dec. 1	Philadelphia	0-0 3/-1 13:20	0-0 0/-1 12:01	DND	MIN
Dec. 3	Chicago	0-0 2/-1 18:14	0-0 0/0 11:52	0-0 0/1 09:05	MIN
Dec. 5	N.Y. Islanders	0-0 2/1 16:24	0-0 3/-1 13:02	DND	MIN
Dec. 6	@ N.Y. Rangers	0-0 0/0 13:53	0-0 3/-1 12:30	DND	MIN
Dec. 8	@ Florida	1-0 3/1 15:43	0-0 1/1 13:22	0-0 0/-1 17:57	MIN
Dec. 10	@ Tampa Bay	0-0 2/0 12:37	0-0 7/-1 16:59	0-0 0/1 18:27	MIN
Dec. 12	@ Montreal	1-0 1/-1 13:17	0-0 1/0 11:50	0-0 4/-2 15:25	MIN
Dec. 14	Los Angeles	0-0 0/-1 17:42	0-0 3/1 15:12	0-0 0/1 16:26	MIN
Dec. 16	@ Washington	0-0 0/0 13:28	0-0 1/-1 12:30	0-0 0/0 18:29	MIN
Dec. 18	San Jose	1-0 3/1 15:10	1-0(W) 1/1 12:07	0-0 2/0 16:00	MIN
Dec. 20	@ Tampa Bay	0-1 0/1 19:24	0-0 3/-1 18:06	0-0 3/0 29:14	MIN
Dec. 22	@ Florida	0-0 1/0 18:52	0-0 1/0 15:09	0-0 0/-1 17:56	MIN
Dec. 27	Boston	0-0 0/-1 17:28	0-0 0/0 13:28	0-0 1/0 19:31	MIN
Dec. 29	@ Boston	0-0 2/0 15:14	0-0 1/-1 14:36	0-0 3/1 21:15	MIN
Dec. 30	New Jersey	0-0 2/0 15:52	0-0 1/-1 16:40	0-0 2/0 18:13	0-0 1/0 12:20
Jan. 3	@ Chicago	0-0 3/-1 15:40	0-0 3/0 14:46	0-0 2/-1 19:07	0-0 0/-1 17:46
Jan. 4	@ St. Louis	0-0 1/-1 18:10	0-1 0/1 16:27	0-0 1/-1 18:40	0-0 2/0 20:46
Jan. 7	Florida	0-0 2/0 13:03	DND	0-0 2/0 18:36	0-0 1/-2 14:16
Jan. 9	Boston	0-0 3/-1 14:47	DND	0-0 1/0 18:19	0-0 3/-1 18:01
Jan. 10	@ Washington	0-0 1/-1 13:37	DND	0-0 0/0 17:47	0-0 1/-2 14:37
Jan. 13	@ Anaheim	0-0 0/0 17:07	0-0 1/-2 12:27	0-0 3/1 17:35	DND
Jan. 16	@ Los Angeles	1-1 2/3 14:44	DND	0-0 0/0 16:50	0-0 1/0 15:18
Jan. 18	@ San Jose	0-0 1/-1 19:19	0-0 1/0 12:25	0-0 1/1 19:28	0-0 0/-2 20:51
Jan. 21	@ New Jersey	0-0 5/-1 14:02	0-0 0/-2 13:58	0-0 0/-1 19:12	MIN
Jan. 22	N.Y. Islanders	0-0 1/-2 18:58	0-0 1/0 13:17	0-0 2/-2 19:48	MIN
Jan. 24	N.Y. Rangers	1-0 4/1 19:37	0-0 2/0 10:57	0-0 1/0 19:01	MIN
Jan. 26	Buffalo	0-0 1/0 20:15	0-0 2/-1 14:20	0-0 0/2 18:22	MIN
Feb. 2	@ Pittsburgh	1-1 4/2 19:48	1-0 1/-1 13:11	0-1 1/2 18:34	MIN
Feb. 4	Edmonton	0-1 5/1 18:26	0-0 1/0 16:42	0-0 1/0 18:24	MIN
Feb. 6	Toronto	0-1 0/1 16:10	0-1 0/0 13:16	0-0 0/0 15:05	MIN
Feb. 8	Tampa Bay	1-2 1/3 16:20	0-0 0/-1 15:49	0-0 0/2 15:03	MIN
Feb. 10	@ Detroit	0-0 3/-2 21:15	0-0 0/0 12:00	DND	MIN
Feb. 11	Colorado	0-0 1/0 15:09	DND	0-0 0/0 12:01	MIN
Feb. 13	@ Columbus	0-0 0/-1 18:32	0-0 0/-2 12:37	DND	MIN
Feb. 16	Buffalo	0-0 0/0 18:37	0-1 0/1 09:56	0-1 2/1 13:47	MIN
Feb. 18	Carolina	0-1 1/1 16:32	0-0 3/1 11:17	0-0 1/2 11:59	MIN
Feb. 20	Detroit	0-1 1/0 16:43	DND	0-0 1/0 12:20	MIN
Feb. 23	@ Edmonton	0-1 0/1 18:24	0-1 2/1 13:56	DND	MIN
Feb. 25	@ Vancouver	0-2 3/1 22:05	0-0 2/0 11:34	DND	MIN
Feb. 27	@ Calgary	1-0 2/1 21:19	0-0 2/3 08:51	DND	MIN
March 1	St. Louis	2-0 7/0 20:11	0-0 0/0 14:08	DND	MIN
March 3	Tampa Bay	0-0 3/0 16:49	0-0 1/0 16:16	DND	MIN
March 5	@ Toronto	0-0 2/1 17:43	0-0 2/1 13:52	0-0 0/1 15:26	MIN
March 6	Dallas	0-1 1/1 16:33	0-0 1/1 11:56	INJ	MIN
March 8	@ Carolina	0-0 1/-1 21:20	0-0 1/0 12:10	INJ	MIN
March 10	@ Florida	0-0 2/1 16:18	DND	0-0 1/0 15:59	MIN
March 12	Toronto	0-3 1/3 17:10	0-0 1/1 14:39	INJ	MIN
March 15	Minnesota	0-0 3/-1 21:29	0-1 1/1 09:47	INJ	MIN
March 18	@ Buffalo	0-0 0/-1 18:02	0-0 1/0 12:47	INJ	MIN
March 19	Montreal	1-0(W) 2/2 17:08	0-0 1/0 13:54	INJ	MIN
March 22	Washington	0-0 1/1 16:48	1-0 1/1 13:08	INJ	MIN
March 23	@ N.Y. Islanders	0-0 0/0 17:57	0-0 0/-1 15:26	INJ	0-0 0/0 21:40
March 26	Anaheim	0-1 1/0 19:51	0-0 1/2 14:07	INJ	0-0 2/0 22:34
March 30	@ Winnipeg	0-0 0/1 20:47	0-0 1/1 15:46	INJ	0-0 0/0 20:58
March 31	@ Minnesota	1-2 1/1 18:08	0-0 0/-1 15:19	INJ	0-0 2/1 23:08
April 2	@ Philadelphia	0-0 1/0 16:17	0-0 3/0 16:33	INJ	0-0 0/0 19:46
April 5	Pittsburgh	0-1 1/-1 19:32	0-1 1/1 15:33	INJ	0-1 0/-2 20:54
April 7	Florida	0-0 2/0 17:21	0-1 2/0 14:56	INJ	0-0 1/0 20:16
April 9	@ Boston	1-1 3/3 17:59	0-0 1/1 16:09	INJ	0-1 1/3 25:27

DATE	OPPONENT	NO. 55 BUDDY ROBINSON	NO. 59 DAVID DZIURZYNSKI	NO. 61 MARK STONE	NO. 65 ERIK KARLSSON
Oct. 8	@ Buffalo	MIN	MIN	0-2 2/2 19:08	0-0 1/2 22:57
Oct. 10	@ Toronto	MIN	MIN	1-1 3/0 21:50	0-3 2/-1 30:56
Oct. 11	Montreal	MIN	MIN	0-0 3/-2 18:56	0-0 1/-3 26:11
Oct. 14	@ Columbus	MIN	MIN	0-2 0/2 16:36	0-4 3/4 22:37
Oct. 15	@ Pittsburgh	MIN	MIN	0-0 1/0 20:41	0-0 1/-2 26:26
Oct. 17	Nashville	MIN	MIN	1-1 2/3 20:05	0-1 3/2 27:21
Oct. 22	New Jersey	MIN	MIN	0-0 3/-1 24:38	0-0 4/-1 30:03
Oct. 24	Arizona	MIN	MIN	0-1 2/-2 21:22	0-0 2/-2 24:39
Oct. 28	Calgary	MIN	MIN	0-1 0/1 20:36	0-1 1/3 31:04
Oct. 30	@ Detroit	MIN	MIN	0-1 3/1 19:11	0-1 4/3 25:28
Oct. 31	Detroit	MIN	MIN	1-1 1/-1 16:47	0-1 4/0 25:25
Nov. 3	@ Montreal	MIN	MIN	SUS	0-0 3/1 25:48
Nov. 5	Winnipeg	MIN	MIN	SUS	0-1 3/0 29:56
Nov. 7	@ Carolina	MIN	MIN	0-1 3/-1 20:59	0-0 1/0 27:48
Nov. 10	@ Nashville	MIN	MIN	0-1 1/-2 20:03	1-1 5/-1 25:47
Nov. 12	Vancouver	MIN	MIN	0-0 3/1 18:34	1-1 2/1 26:43
Nov. 14	N.Y. Rangers	MIN	MIN	0-0 1/0 18:56	1-0 2/0 26:43
Nov. 16	Detroit	MIN	MIN	0-1 0/-3 19:53	0-1 0/0 28:12
Nov. 19	Columbus	MIN	MIN	0-0 3/0 20:12	2-1(W) 7/2 30:44
Nov. 21	Philadelphia	MIN	MIN	0-0 3/1 18:45	0-1 1/2 24:55
Nov. 24	@ Dallas	MIN	MIN	1-2 2/2 15:46	0-1 1/-1 24:37
Nov. 25	@ Colorado	MIN	MIN	0-0 0/1 18:41	0-1 1/1 26:21
Nov. 28	@ Arizona	MIN	MIN	1-1 4/-2 20:04	0-2 5/-2 30:56
Dec. 1	Philadelphia	MIN	MIN	0-0 4/-2 20:35	0-0 1/-2 29:51
Dec. 3	Chicago	MIN	MIN	1-0 2/-1 20:51	0-3 2/0 27:11
Dec. 5	N.Y. Islanders	MIN	0-0 2/-1 09:42	1-0 3/2 22:53	1-2(W) 3/3 32:41
Dec. 6	@ N.Y. Rangers	MIN	0-1 1/1 09:40	0-0 2/-1 19:55	0-0 4/0 33:15
Dec. 8	@ Florida	MIN	0-0 0/-1 08:27	0-3 3/1 20:00	0-0 3/0 26:11
Dec. 10	@ Tampa Bay	MIN	0-0 1/0 09:43	0-1 3/-1 21:30	0-0 1/-2 26:50
Dec. 12	@ Montreal	MIN	0-1 0/0 11:20	0-0 2/0 22:39	0-0 1/-2 29:57
Dec. 14	Los Angeles	MIN	0-0 2/-1 15:39	0-1 0/0 21:53	1-1 2/1 24:57
Dec. 16	@ Washington	MIN	0-0 3/-1 13:07	0-0 2/0 24:30	0-1 2/-1 31:30
Dec. 18	San Jose	MIN	0-1 1/1 10:00	0-0 2/-1 20:37	1-0 5/2 28:34
Dec. 20	@ Tampa Bay	MIN	0-0 0/0 08:20	0-0 1/-2 21:22	1-0 5/0 36:34
Dec. 22	@ Florida	MIN	0-0 2/-1 11:37	1-0 1/0 22:16	0-1 2/0 32:46
Dec. 27	Boston	MIN	0-0 0/-1 10:03	2-0 3/1 20:27	0-2 0/0 28:21
Dec. 29	@ Boston	MIN	0-0 1/-1 07:52	0-0 2/-1 17:02	0-1 5/0 34:37
Dec. 30	New Jersey	MIN	DND	0-0 3/-2 22:54	0-0 6/-1 33:13
Jan. 3	@ Chicago	MIN	DND	0-0 2/-1 22:06	0-0 1/-2 31:27
Jan. 4	@ St. Louis	MIN	DND	0-1 1/1 22:39	0-1 5/0 28:50
Jan. 7	Florida	MIN	MIN	0-0 2/-2 21:24	0-1 1/0 29:58
Jan. 9	Boston	MIN	MIN	1-0(W) 2/0 21:46	0-2 7/1 32:57
Jan. 10	@ Washington	MIN	MIN	0-0 0/-2 17:19	0-0 3/-2 28:29
Jan. 13	@ Anaheim	MIN	MIN	0-0 0/-1 19:38	0-0 2/-2 30:55
Jan. 16	@ Los Angeles	MIN	MIN	0-0 0/-2 16:42	0-1 3/1 28:41
Jan. 18	@ San Jose	MIN	MIN	0-0 1/0 16:48	0-1 0/-3 31:06
Jan. 21	@ New Jersey	MIN	MIN	0-0 2/-2 18:59	0-2 5/0 29:28
Jan. 22	N.Y. Islanders	MIN	MIN	0-0 3/-1 17:58	1-1 6/1 32:45
Jan. 24	N.Y. Rangers	MIN	MIN	0-0 2/0 21:13	0-0 4/2 28:50
Jan. 26	Buffalo	MIN	MIN	0-0 1/0 20:13	1-0 9/1 31:46
Feb. 2	@ Pittsburgh	MIN	1-0 1/1 12:14	1-1 1/2 21:02	0-1 3/1 31:54
Feb. 4	Edmonton	MIN	0-0 0/0 03:21	1-0 5/1 18:36	0-2 4/-2 27:18
Feb. 6	Toronto	MIN	INJ	1-1 3/1 18:53	0-4 1/5 24:30
Feb. 8	Tampa Bay	MIN	INJ	2-1 2/3 16:52	0-0 2/2 27:59
Feb. 10	@ Detroit	MIN	INJ	0-0 5/-2 24:06	0-1 4/-2 33:30
Feb. 11	Colorado	MIN	INJ	1-0 2/-1 19:27	0-2 2/0 32:36
Feb. 13	@ Columbus	MIN	INJ	0-0 1/-2 21:37	0-1 8/-4 32:53
Feb. 16	Buffalo	MIN	INJ	0-0 3/0 20:40	0-0 8/-1 32:02
Feb. 18	Carolina	MIN	INJ	1-0 2/1 20:37	0-2 1/2 30:38
Feb. 20	Detroit	MIN	INJ	0-0 1/1 20:50	0-0 6/-1 31:53
Feb. 23	@ Edmonton	MIN	MIN	1-1 2/0 18:16	0-0 2/1 21:19
Feb. 25	@ Vancouver	MIN	MIN	1-0 5/1 22:30	0-0 5/-4 29:13
Feb. 27	@ Calgary	MIN	MIN	0-3 2/2 21:39	0-2 1/0 30:17
March 1	St. Louis	MIN	MIN	0-1 7/0 22:23	0-1 6/0 32:29
March 3	Tampa Bay	MIN	MIN	0-0 1/-1 19:28	0-0 3/-3 31:32
March 5	@ Toronto	MIN	MIN	0-1 3/1 20:27	0-0 4/0 29:20
March 6	Dallas	MIN	MIN	0-1 2/1 21:49	0-0 3/0 29:53
March 8	@ Carolina	MIN	MIN	1-0 1/0 21:32	0-0 2/-1 30:53
March 10	@ Florida	MIN	MIN	0-1 1/0 18:44	1-1 1/-2 25:37
March 12	Toronto	MIN	MIN	1-2 2/3 17:09	0-0 0/2 26:21
March 15	Minnesota	MIN	MIN	0-1 0/1 24:39	1-2(W) 3/1 32:16
March 18	@ Buffalo	MIN	MIN	0-0 4/-1 19:41	0-0 5/0 29:22
March 19	Montreal	MIN	MIN	0-1 0/1 17:44	0-0 3/2 26:04
March 22	Washington	MIN	MIN	0-0 1/-1 20:52	0-1 6/-1 31:54
March 23	@ N.Y. Islanders	MIN	MIN	1-0 4/1 20:00	0-1 0/0 29:00
March 26	Anaheim	MIN	MIN	0-0 1/0 19:49	1-0 3/0 29:46
March 30	@ Winnipeg	MIN	MIN	0-1 1/1 11:17	0-0 4/0 26:08
March 31	@ Minnesota	MIN	MIN	INJ	1-1 1/2 26:00
April 2	@ Philadelphia	MIN	MIN	INJ	0-1 4/0 27:45
April 5	Pittsburgh	0-0 1/-1 07:04	MIN	INJ	1-0 4/-3 31:10
April 7	Florida	1-0(W) 2/2 10:23	MIN	INJ	0-1 3/-1 25:43
April 9	@ Boston	0-1 2/1 8:21	MIN	INJ	0-1 1/2 25:23

DATE	OPPONENT	NO. 67	NO. 68	NO. 74	NO. 89
		BEN HARPUR	MIKE HOFFMAN	MARK BOROWIECKI	MAX MCCORMICK
Oct. 8	@ Buffalo	MIN	0-2 2/2 17:07	0-0 2/1 16:32	MIN
Oct. 10	@ Toronto	MIN	0-1 3/-1 21:28	0-0 1/0 16:03	MIN
Oct. 11	Montreal	MIN	0-0 3/-2 18:55	0-0 0/1 13:52	MIN
Oct. 14	@ Columbus	MIN	1-0 4/3 15:32	0-1 0/0 16:49	MIN
Oct. 15	@ Pittsburgh	MIN	0-0 2/0 18:17	0-0 0/0 12:26	MIN
Oct. 17	Nashville	MIN	2-1 4/3 18:22	0-0 1/1 17:49	MIN
Oct. 22	New Jersey	MIN	1-0 4/0 16:11	0-0 0/-1 16:41	MIN
Oct. 24	Arizona	MIN	INJ	0-0 1/0 17:48	0-0 1/0 13:32
Oct. 28	Calgary	MIN	INJ	0-0 0/-1 15:37	0-0 1/1 07:28
Oct. 30	@ Detroit	MIN	INJ	0-0 0/0 19:37	0-0 4/0 06:42
Oct. 31	Detroit	MIN	INJ	0-0 0/0 14:11	0-0 0/0 11:18
Nov. 3	@ Montreal	MIN	0-1 3/1 16:58	0-0 0/1 16:19	MIN
Nov. 5	Winnipeg	MIN	0-0 1/-1 20:52	0-0 2/-1 14:22	MIN
Nov. 7	@ Carolina	MIN	0-0 0/1 18:48	0-0 0/-1 16:29	MIN
Nov. 10	@ Nashville	MIN	0-1 2/-2 19:31	0-0 1/-3 16:36	MIN
Nov. 12	Vancouver	MIN	0-2 0/1 15:59	0-0 0/-1 14:26	MIN
Nov. 14	N.Y. Rangers	MIN	0-0 4/0 19:22	0-0 0/0 16:10	MIN
Nov. 16	Detroit	MIN	1-1 3/-1 19:16	0-0 1/1 18:42	MIN
Nov. 19	Columbus	MIN	0-0 5/1 17:24	0-0 0/1 15:32	MIN
Nov. 21	Philadelphia	MIN	1-1 5/2 15:26	0-0 0/0 15:50	MIN
Nov. 24	@ Dallas	MIN	2-0 2/0 17:52	0-0 0/1 15:49	MIN
Nov. 25	@ Colorado	MIN	0-1 0/1 13:32	0-0 0/2 15:59	MIN
Nov. 28	@ Arizona	MIN	2-0 7/-1 21:08	0-0 0/0 14:34	MIN
Dec. 1	Philadelphia	MIN	1-0 3/0 19:19	0-0 0/-2 13:38	MIN
Dec. 3	Chicago	MIN	2-1(W) 7/1 23:32	0-0 0/0 15:19	MIN
Dec. 5	N.Y. Islanders	MIN	1-0 7/1 21:29	0-0 1/-1 11:59	MIN
Dec. 6	@ N.Y. Rangers	MIN	0-0 0/-2 20:32	0-0 0/0 13:42	MIN
Dec. 8	@ Florida	MIN	1-0(W) 4/1 14:56	0-0 0/-1 11:12	MIN
Dec. 10	@ Tampa Bay	MIN	0-0 3/-2 19:05	0-0 0/0 08:28	MIN
Dec. 12	@ Montreal	MIN	0-0 5/-1 18:32	0-0 0/-1 09:43	MIN
Dec. 14	Los Angeles	MIN	2-1(W) 3/4 15:15	0-0 0/0 11:33	MIN
Dec. 16	@ Washington	MIN	0-0 4/0 20:11	0-0 0/-1 06:44	MIN
Dec. 18	San Jose	MIN	0-1 3/2 16:54	0-0 0/1 17:09	MIN
Dec. 20	@ Tampa Bay	MIN	0-1 1/0 19:43	0-0 0/0 00:21	MIN
Dec. 22	@ Florida	MIN	0-0 1/0 18:13	0-0 1/-1 16:47	MIN
Dec. 27	Boston	MIN	0-1 1/1 15:34	0-0 0/1 17:33	0-0 0/0 09:45
Dec. 29	@ Boston	MIN	1-0 1/0 18:52	0-0 0/1 14:43	0-1 2/0 10:24
Dec. 30	New Jersey	MIN	0-0 4/-1 18:08	0-0 1/0 13:15	0-0 2/0 10:07
Jan. 3	@ Chicago	MIN	0-0 1/-2 19:49	0-0 0/-1 15:01	0-0 4/-1 15:28
Jan. 4	@ St. Louis	MIN	1-0 2/0 19:47	0-0 2/-1 17:26	0-0 3/-1 10:17
Jan. 7	Florida	MIN	0-0 2/1 19:48	0-0 0/1 14:18	1-0 2/0 10:41
Jan. 9	Boston	MIN	0-0 0/1 18:36	0-0 3/0 13:51	0-0 4/0 11:24
Jan. 10	@ Washington	MIN	1-0 1/0 13:45	0-0 1/0 18:39	0-0 4/0 12:03
Jan. 13	@ Anaheim	MIN	0-0 5/0 15:50	0-0 0/0 15:35	0-0 2/0 08:00
Jan. 16	@ Los Angeles	MIN	0-0 2/-1 17:13	1-0 2/1 14:57	DND
Jan. 18	@ San Jose	MIN	0-0 2/0 06:34	0-0 0/-1 23:24	1-0 1/1 09:20
Jan. 21	@ New Jersey	MIN	1-0 4/-3 17:00	0-0 0/0 14:57	0-1 1/1 13:16
Jan. 22	N.Y. Islanders	MIN	0-0 6/-1 18:57	0-0 0/0 15:48	0-0 2/-2 11:39
Jan. 24	N.Y. Rangers	MIN	1-1 5/2 15:23	0-0 2/1 20:51	0-0 2/0 09:19
Jan. 26	Buffalo	MIN	0-0 8/0 19:30	0-0 0/-1 20:01	0-0 1/-1 13:07
Feb. 2	@ Pittsburgh	MIN	0-1 2/-1 15:06	0-0 0/0 16:25	0-0 1/-1 08:14
Feb. 4	Edmonton	MIN	1-0 3/2 19:50	0-0 1/-1 14:57	0-0 0/-1 07:06
Feb. 6	Toronto	MIN	0-0 3/1 17:28	0-0 1/1 18:09	MIN
Feb. 8	Tampa Bay	MIN	0-0 2/-1 20:04	0-0 0/0 16:29	MIN
Feb. 10	@ Detroit	MIN	0-1 2/0 19:59	0-0 0/0 11:16	MIN
Feb. 11	Colorado	MIN	1-0 5/-1 13:43	0-0 0/0 08:48	MIN
Feb. 13	@ Columbus	MIN	0-0 5/-1 16:52	0-0 0/0 08:38	MIN
Feb. 16	Buffalo	MIN	0-0 0/0 18:43	INJ	MIN
Feb. 18	Carolina	MIN	0-0 2/0 16:44	INJ	MIN
Feb. 20	Detroit	MIN	0-0 5/0 21:19	0-0 1/0 13:00	MIN
Feb. 23	@ Edmonton	MIN	0-0 0/0 16:06	0-0 2/-1 16:49	MIN
Feb. 25	@ Vancouver	MIN	1-0 4/0 19:10	0-0 0/0 12:22	MIN
Feb. 27	@ Calgary	MIN	0-2 2/-1 13:44	0-0 0/1 14:03	MIN
March 1	St. Louis	MIN	0-0 4/-1 20:51	0-0 0/0 14:31	MIN
March 3	Tampa Bay	MIN	0-0 5/-2 20:22	0-0 0/0 00:56	MIN
March 5	@ Toronto	MIN	0-0 0/1 10:45	INJ	MIN
March 6	Dallas	MIN	0-0 2/0 13:46	INJ	MIN
March 8	@ Carolina	MIN	0-0 3/-2 18:03	INJ	MIN
March 10	@ Florida	MIN	0-0 4/-2 16:53	INJ	MIN
March 12	Toronto	MIN	0-1 1/1 13:30	INJ	MIN
March 15	Minnesota	MIN	1-0 3/0 18:12	INJ	MIN
March 18	@ Buffalo	MIN	0-1 4/0 17:27	INJ	MIN
March 19	Montreal	MIN	0-2 4/2 14:02	INJ	MIN
March 22	Washington	MIN	0-2 4/1 18:13	INJ	MIN
March 23	@ N.Y. Islanders	MIN	0-0 2/0 18:22	INJ	MIN
March 26	Anaheim	MIN	1-0 5/0 14:47	INJ	MIN
March 30	@ Winnipeg	MIN	0-0 2/-1 14:47	INJ	MIN
March 31	@ Minnesota	0-0 0/0 12:57	0-0 2/0 16:08	INJ	MIN
April 2	@ Philadelphia	0-0 0/0 13:12	1-1 6/1 17:18	INJ	MIN
April 5	Pittsburgh	0-0 1/0 12:40	1-1 7/0 21:23	INJ	MIN
April 7	Florida	0-0 1/0 14:14	0-0 4/0 14:24	INJ	MIN
April 9	@ Boston	0-0 2/0 15:15	0-1 4/1 15:54	INJ	MIN

DATE	OPPONENT	NO. 90 ALEX CHIASSON	NO. 93 MIKA ZIBANEJAD	NO. 29 MATTHEW O'CONNOR	NO. 30 ANDREW HAMMOND
Oct. 8	@ Buffalo	0-0 0/0 09:57	0-1 2/1 15:06	DNP	INJ
Oct. 10	@ Toronto	1-0 3/0 10:59	0-1 3/2 16:02	DNP	INJ
Oct. 11	Montreal	0-0 0/0 11:47	0-0 1/-1 16:15	3/34 L 58:02	INJ
Oct. 14	@ Columbus	0-0 1/0 13:22	1-2(W) 3/1 15:44	MIN	DNP
Oct. 15	@ Pittsburgh	0-0 0/-1 12:58	0-0 3/-1 15:25	MIN	DNP
Oct. 17	Nashville	0-0 4/0 16:01	0-0 1/-1 16:19	MIN	DNP
Oct. 22	New Jersey	0-0 1/0 12:59	1-1 5/0 19:17	MIN	4/32 O 65:00
Oct. 24	Arizona	0-0 2/0 16:21	0-0 2/-1 16:42	MIN	DNP
Oct. 28	Calgary	0-1 3/0 19:35	0-0 2/-1 17:52	MIN	DNP
Oct. 30	@ Detroit	0-0 2/0 15:07	0-0 2/1 18:19	MIN	1/30 W 60:00
Oct. 31	Detroit	0-0 0/0 14:21	0-1 4/1 19:22	MIN	DNP
Nov. 3	@ Montreal	0-0 3/0 18:43	0-0 2/0 14:31	MIN	DNP
Nov. 5	Winnipeg	0-0 2/1 14:31	0-1 2/0 19:09	MIN	DNP
Nov. 7	@ Carolina	1-0 1/-1 13:04	0-1 0/0 19:42	MIN	3/46 O 62:51
Nov. 10	@ Nashville	0-0 1/-1 14:26	0-1 1/0 18:39	MIN	DNP
Nov. 12	Vancouver	0-0 0/-1 14:23	0-1 2/0 16:16	MIN	2/35 W 59:54
Nov. 14	N.Y. Rangers	0-0 0/0 16:59	0-1 4/0 19:58	MIN	DNP
Nov. 16	Detroit	0-0 1/0 15:02	0-0 0/0 18:18	DNP	INJ
Nov. 19	Columbus	0-0 2/1 13:57	0-0 3/0 20:00	DNP	INJ
Nov. 21	Philadelphia	0-0 0/0 13:47	1-0(W) 2/2 19:20	DNP	INJ
Nov. 24	@ Dallas	0-1 0/0 15:23	0-0 1/0 17:15	MIN	INJ
Nov. 25	@ Colorado	0-0 2/-1 13:45	1-1 3/1 18:01	MIN	INJ
Nov. 28	@ Arizona	0-0 0/-1 11:25	0-0 1/-1 18:07	MIN	INJ
Dec. 1	Philadelphia	0-0 1/-1 12:46	0-0 0/-2 13:19	MIN	INJ
Dec. 3	Chicago	0-0 4/0 10:57	INJ	MIN	INJ
Dec. 5	N.Y. Islanders	0-0 0/1 16:06	0-1 2/2 19:11	MIN	INJ
Dec. 6	@ N.Y. Rangers	0-0 1/0 13:17	0-0 3/-1 18:51	MIN	INJ
Dec. 8	@ Florida	0-0 2/0 15:44	0-0 0/0 18:27	MIN	INJ
Dec. 10	@ Tampa Bay	0-0 3/0 10:39	0-0 2/-2 19:51	MIN	INJ
Dec. 12	@ Montreal	0-1 1/0 13:00	0-0 0/0 16:11	MIN	MIN
Dec. 14	Los Angeles	0-0 2/0 18:23	1-2 1/3 14:41	MIN	DNP
Dec. 16	@ Washington	0-0 1/0 12:18	0-0 1/0 16:48	MIN	2/25 L 56:57
Dec. 18	San Jose	0-0 1/1 16:02	0-0 0/2 17:35	MIN	DNP
Dec. 20	@ Tampa Bay	0-0 2/-1 15:15	0-0 0/-2 18:58	MIN	3/33 L 59:23
Dec. 22	@ Florida	0-0 2/-1 19:59	0-1 0/0 20:47	MIN	DNP
Dec. 27	Boston	0-0 1/0 12:30	1-0(W) 3/1 17:11	MIN	DNP
Dec. 29	@ Boston	0-0 3/-1 12:25	1-0 2/0 16:06	MIN	DNP
Dec. 30	New Jersey	0-0 1/0 11:43	0-0 4/-1 17:54	MIN	2/20 L 58:04
Jan. 3	@ Chicago	0-0 4/0 12:07	0-0 2/-2 15:06	MIN	DNP
Jan. 4	@ St. Louis	0-0 1/0 13:38	0-0 1/0 01:16	MIN	2/38 W 62:33
Jan. 7	Florida	DND	0-0 2/1 17:48	MIN	DNP
Jan. 9	Boston	DND	1-0 5/1 18:27	MIN	DNP
Jan. 10	@ Washington	DND	0-0 3/-1 15:46	MIN	7/36 L 59:56
Jan. 13	@ Anaheim	DND	0-0 3/-1 18:02	MIN	DND
Jan. 16	@ Los Angeles	1-0 2/3 12:44	1-1(W) 2/1 18:34	MIN	DNP
Jan. 18	@ San Jose	0-0 1/-1 15:46	0-1 1/-2 20:01	MIN	DNP
Jan. 21	@ New Jersey	0-0 0/-1 12:22	1-0 2/0 18:59	MIN	1/12 44:10
Jan. 22	N.Y. Islanders	DND	0-1 0/1 19:11	MIN	5/34 L 60:00
Jan. 24	N.Y. Rangers	0-0 0/1 12:39	0-1 1/2 19:31	MIN	DNP
Jan. 26	Buffalo	0-0 0/-1 11:47	0-1 3/2 20:52	MIN	DNP
Feb. 2	@ Pittsburgh	0-0 0/1 14:34	0-0 2/-2 15:39	MIN	DNP
Feb. 4	Edmonton	0-0 1/-1 13:52	0-0 5/-3 19:36	MIN	4/18 48:19
Feb. 6	Toronto	0-1 1/2 14:27	1-0(W) 1/2 15:22	MIN	DNP
Feb. 8	Tampa Bay	0-0 0/1 13:49	0-1 5/1 17:03	MIN	DNP
Feb. 10	@ Detroit	0-0 0/0 08:51	0-0 0/-1 17:15	MIN	DNP
Feb. 11	Colorado	0-0 0/0 09:53	0-0 5/-1 17:20	MIN	3/26 L 58:26
Feb. 13	@ Columbus	0-0 1/0 07:16	0-2 5/0 14:47	MIN	DNP
Feb. 16	Buffalo	0-0 0/1 12:30	0-0 0/1 15:32	MIN	DNP
Feb. 18	Carolina	1-0 2/1 10:55	0-0 2/1 16:20	MIN	DNP
Feb. 20	Detroit	0-0 0/0 07:12	0-0 2/-1 20:25	MIN	DNP
Feb. 23	@ Edmonton	1-0 2/1 11:41	0-1 1/-1 17:39	MIN	DNP
Feb. 25	@ Vancouver	0-0 0/0 10:34	0-0 1/-1 18:08	MIN	DNP
Feb. 27	@ Calgary	0-1 0/1 10:38	3-0(W) 3/2 16:15	MIN	DNP
March 1	St. Louis	0-0 0/1 09:55	0-1 2/1 25:50	MIN	0/17 O 29:15
March 3	Tampa Bay	0-0 2/0 12:16	0-0 3/-1 19:27	MIN	3/28 L 59:10
March 5	@ Toronto	0-1 0/1 13:51	0-0 0/1 17:59	MIN	2/43 W 60:00
March 6	Dallas	0-0 1/0 13:50	0-0 5/0 20:09	MIN	2/25 L 57:59
March 8	@ Carolina	0-0 0/-1 14:56	0-0 1/-2 15:48	MIN	3/37 O 64:56
March 10	@ Florida	0-0 1/-1 13:05	0-0 2/-3 19:47	MIN	DNP
March 12	Toronto	0-0 0/1 12:46	1-0(W) 3/1 17:31	MIN	DNP
March 15	Minnesota	0-0 0/-1 13:12	1-1 4/1 21:39	MIN	DNP
March 18	@ Buffalo	1-0 1/0 12:16	0-1 1/1 18:43	MIN	DNP
March 19	Montreal	1-0 1/2 16:32	1-0 2/1 16:13	MIN	0/30 W 60:00
March 22	Washington	0-0 1/0 14:22	1-0 4/0 18:35	MIN	DNP
March 23	@ N.Y. Islanders	0-0 6/-1 14:11	0-0 3/0 19:36	MIN	3/23 L 58:10
March 26	Anaheim	0-0 1/0 17:12	0-1 3/0 18:51	MIN	DNP
March 30	@ Winnipeg	1-0(W) 1/1 14:45	0-0 2/-1 18:09	MIN	1/21 W 60:00
March 31	@ Minnesota	0-0 1/-1 15:24	0-0 3/0 20:01	MIN	DNP
April 2	@ Philadelphia	0-0 2/0 16:03	1-0 7/1 17:53	MIN	3/36 L 59:03
April 5	Pittsburgh	0-0 1/-1 17:04	0-1 8/-1 20:59	MIN	4/27 L 58:13
April 7	Florida	0-0 0/-1 16:05	1-0 3/0 15:37	MIN	DNP
April 9	@ Boston	0-0 1/1 15:09	1-0 4/1 19:25	MIN	1/40 W 60:00

DATE	OPPONENT	NO. 32	NO. 41
		CHRIS DRIEDGER	CRAIG ANDERSON
Oct. 8	@ Buffalo	MIN	1/27 W 60:00
Oct. 10	@ Toronto	MIN	4/41 W 65:00
Oct. 11	Montreal	MIN	DNP
Oct. 14	@ Columbus	MIN	3/41 W 59:49
Oct. 15	@ Pittsburgh	MIN	2/36 L 58:27
Oct. 17	Nashville	MIN	3/25 O 65:00
Oct. 22	New Jersey	MIN	DNP
Oct. 24	Arizona	MIN	3/25 L 59:39
Oct. 28	Calgary	MIN	4/38 W 64:30
Oct. 30	@ Detroit	MIN	DNP
Oct. 31	Detroit	MIN	5/28 L 59:11
Nov. 3	@ Montreal	MIN	1/37 W 60:34
Nov. 5	Winnipeg	MIN	2/40 W 65:00
Nov. 7	@ Carolina	MIN	DNP
Nov. 10	@ Nashville	MIN	7/38 L 57:14
Nov. 12	Vancouver	MIN	DNP
Nov. 14	N.Y. Rangers	MIN	1/34 O 65:00
Nov. 16	Detroit	MIN	4/37 O 62:04
Nov. 19	Columbus	MIN	0/25 W 59:55
Nov. 21	Philadelphia	MIN	0/36 W 60:00
Nov. 24	@ Dallas	DNP	4/37 W 60:00
Nov. 25	@ Colorado	DNP	3/43 W 60:00
Nov. 28	@ Arizona	DNP	4/19 L 58:26
Dec. 1	Philadelphia	DNP	3/32 L 58:38
Dec. 3	Chicago	DNP	3/38 W 60:30
Dec. 5	N.Y. Islanders	DNP	2/31 W 61:14
Dec. 6	@ N.Y. Rangers	DNP	3/30 L 59:20
Dec. 8	@ Florida	DNP	2/27 W 60:00
Dec. 10	@ Tampa Bay	DNP	3/29 L 57:53
Dec. 12	@ Montreal	0/11 31:49	3/31 L 26:25
Dec. 14	Los Angeles	MIN	3/36 W 59:43
Dec. 16	@ Washington	MIN	DNP
Dec. 18	San Jose	MIN	2/33 W 60:00
Dec. 20	@ Tampa Bay	MIN	DNP
Dec. 22	@ Florida	MIN	1/40 O 65:00
Dec. 27	Boston	MIN	1/39 W 60:00
Dec. 29	@ Boston	MIN	7/37 L 60:00
Dec. 30	New Jersey	MIN	DNP
Jan. 3	@ Chicago	MIN	2/29 L 58:44
Jan. 4	@ St. Louis	MIN	DNP
Jan. 7	Florida	MIN	3/16 L 57:54
Jan. 9	Boston	MIN	1/34 W 64:22
Jan. 10	@ Washington	MIN	DNP
Jan. 13	@ Anaheim	DNP	4/38 L 59:49
Jan. 16	@ Los Angeles	MIN	3/33 W 60:00
Jan. 18	@ San Jose	MIN	3/35 W 65:00
Jan. 21	@ New Jersey	MIN	4/7 L 13:56
Jan. 22	N.Y. Islanders	MIN	DNP
Jan. 24	N.Y. Rangers	MIN	0/35 W 59:38
Jan. 26	Buffalo	MIN	3/22 L 57:42
Feb. 2	@ Pittsburgh	MIN	6/44 L 58:29
Feb. 4	Edmonton	MIN	3/10 L 11:41
Feb. 6	Toronto	MIN	1/27 W 59:58
Feb. 8	Tampa Bay	MIN	1/32 W 60:00
Feb. 10	@ Detroit	MIN	2/28 L 57:52
Feb. 11	Colorado	MIN	DNP
Feb. 13	@ Columbus	MIN	3/39 L 58:25
Feb. 16	Buffalo	MIN	1/39 W 64:49
Feb. 18	Carolina	MIN	2/32 W 59:55
Feb. 20	Detroit	MIN	2/31 W 65:00
Feb. 23	@ Edmonton	MIN	1/32 W 59:56
Feb. 25	@ Vancouver	MIN	4/35 L 58:28
Feb. 27	@ Calgary	MIN	4/38 W 60:00
March 1	St. Louis	MIN	3/31 33:41
March 3	Tampa Bay	DNP	INJ
March 5	@ Toronto	DNP	INJ
March 6	Dallas	DNP	INJ
March 8	@ Carolina	DNP	INJ
March 10	@ Florida	MIN	6/31 L 60:00
March 12	Toronto	MIN	0/29 W 59:52
March 15	Minnesota	MIN	2/25 W 62:56
March 18	@ Buffalo	MIN	3/34 L 59:11
March 19	Montreal	MIN	DNP
March 22	Washington	MIN	3/21 L 58:40
March 23	@ N.Y. Islanders	MIN	DNP
March 26	Anaheim	MIN	4/39 O 62:38
March 30	@ Winnipeg	MIN	DNP
March 31	@ Minnesota	MIN	2/25 W 60:00
April 2	@ Philadelphia	MIN	DNP
April 5	Pittsburgh	MIN	DNP
April 7	Florida	MIN	1/34 W 60:00
April 9	@ Boston	MIN	DNP